



US00D465681S

(12) **United States Design Patent**
Caldwell

(10) **Patent No.:** **US D465,681 S**

(45) **Date of Patent:** **** Nov. 19, 2002**

(54) **PANEL FOR THE BACK OF A SEAT**

D413,739 S * 9/1999 Wilson D6/376
D458,044 S * 6/2002 Slear et al. D6/370

(76) Inventor: **John W. Caldwell**, 1829 Warwick Rd.,
San Marino, CA (US) 91108

* cited by examiner

(**) Term: **14 Years**

Primary Examiner—Gary D. Watson
(74) *Attorney, Agent, or Firm*—Donald D. Mon

(21) Appl. No.: **29/152,211**

(57) **CLAIM**

(22) Filed: **Dec. 11, 2001**

The ornamental design for a panel for the back of a seat, as shown and described.

(51) **LOC (7) Cl.** **06-06**

(52) **U.S. Cl.** **D6/502**

(58) **Field of Search** D6/334, 335, 358,
D6/369, 370, 376, 381, 500, 501, 502;
297/232

DESCRIPTION


(56) **References Cited**

U.S. PATENT DOCUMENTS

D189,240 S	*	11/1960	Solomon	D6/502
D189,345 S	*	11/1960	Woodard	D6/358
D266,813 S	*	11/1982	Welch	D6/500
D359,860 S	*	7/1995	Arthur, Jr.	D6/370
D371,685 S	*	7/1996	Caldwell	D6/376
D383,616 S	*	9/1997	Caldwell	D6/376

FIG. 1 is a left hand side view of a panel according to the invention, the right hand side being its mirror image; FIG. 2 is an elevation view of the front of the panel of FIG. 1; FIG. 3 is a top view of FIG. 2; FIG. 4 is an elevation view of the back side of the panel of FIG. 2; and, FIG. 5 is a bottom view of FIG. 2. The broken lines shown in FIG. 2 are for illustrative purposes only and form no part of the claimed design.

1 Claim, 2 Drawing Sheets



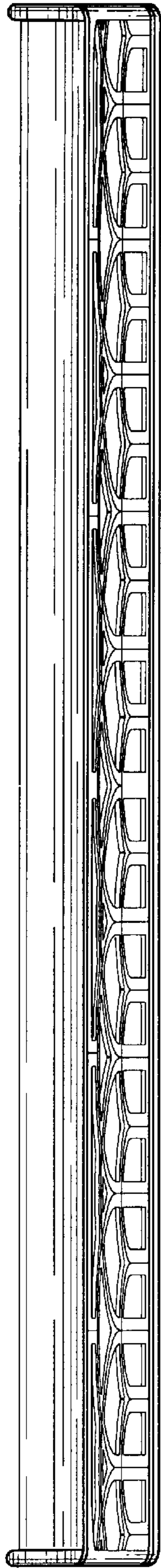


FIG. 3

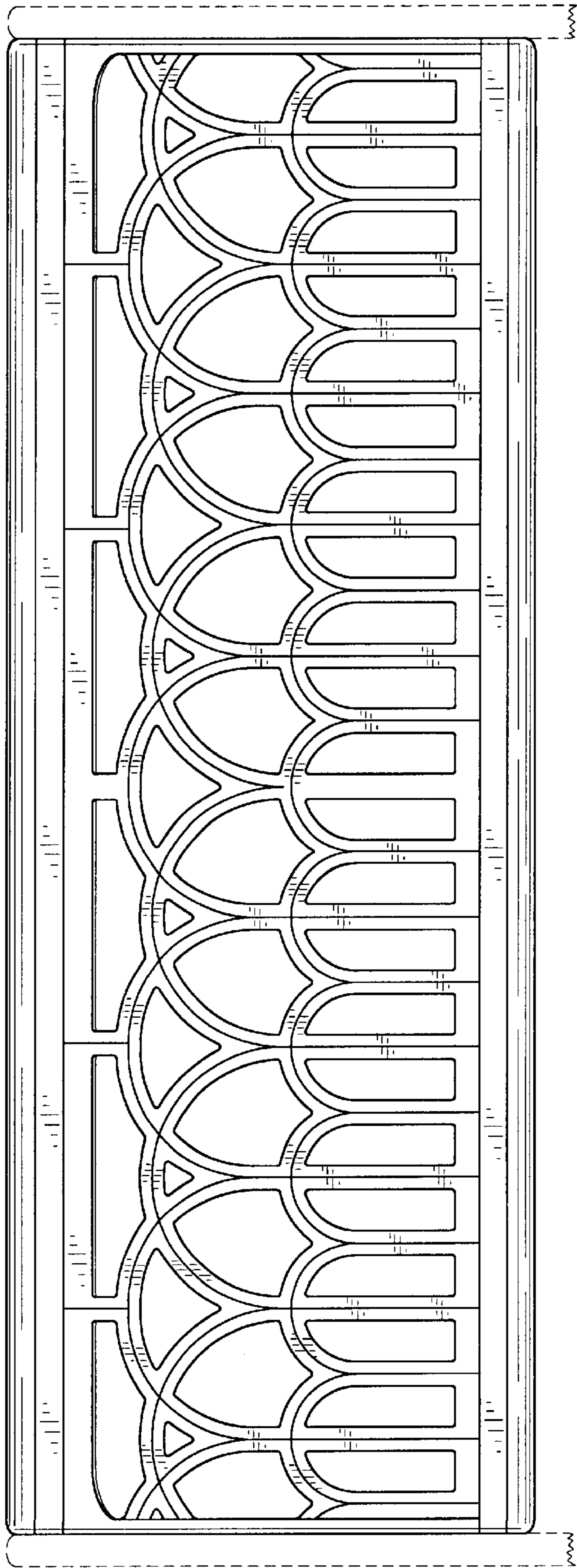


FIG. 2




FIG. 1

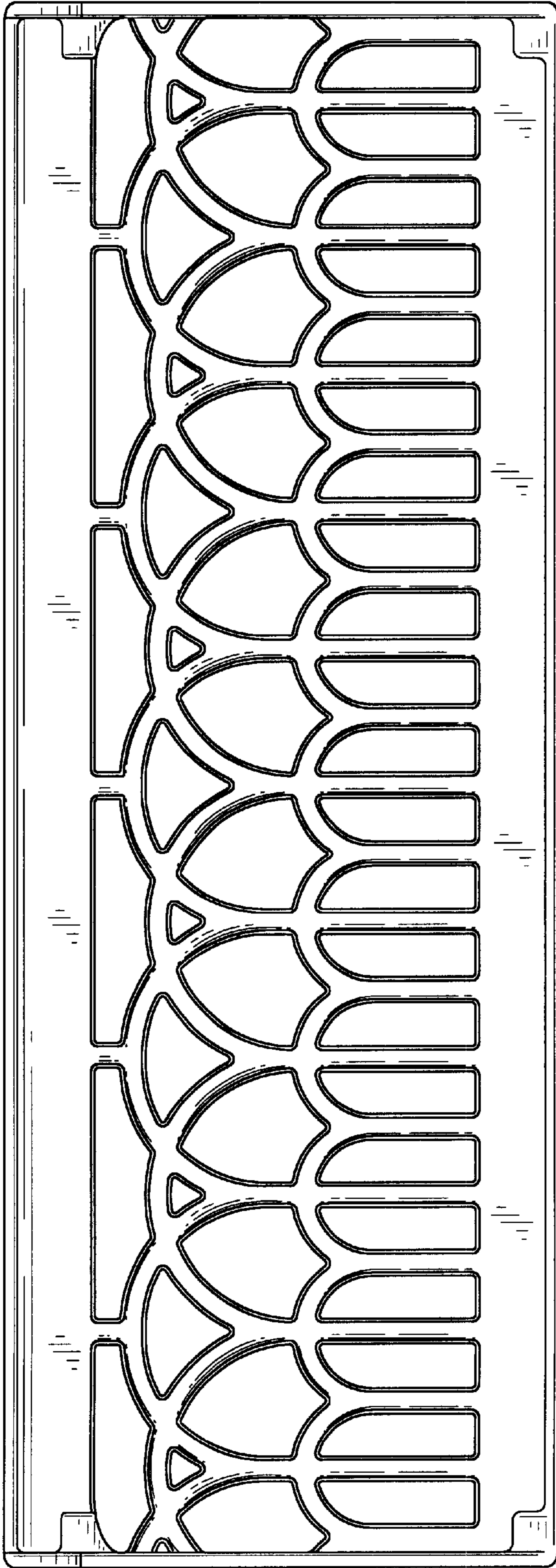


FIG. 4

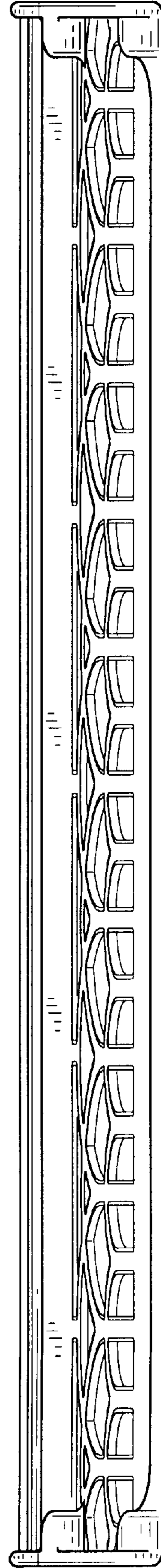


FIG. 5