



US00D465680S

(12) **United States Design Patent**
Chu

(10) **Patent No.:** **US D465,680 S**

(45) **Date of Patent:** **** Nov. 19, 2002**

(54) **CHAIR**

D418,685 S 1/2000 Kaczmarek D6/366
D420,538 S * 2/2000 Arko et al. D6/500

(75) Inventor: **Zooey Chu**, Grand Rapids, MI (US)

FOREIGN PATENT DOCUMENTS

(73) Assignee: **Global Total Office**, Downsview (CA)

CA 86064 2/1999

(**) Term: **14 Years**

* cited by examiner

(21) Appl. No.: **29/125,100**

Primary Examiner—Gary D. Watson

(22) Filed: **Jun. 19, 2000**

(74) *Attorney, Agent, or Firm*—Michael Best & Friedrich LLC

(51) **LOC (7) Cl.** **06-06**

(57) **CLAIM**

(52) **U.S. Cl.** **D6/502**

The ornamental Design for a chair, as shown and described.

(58) **Field of Search** D6/334, 335, 364,
D6/365, 366, 367, 500, 501, 502; 297/411.2,
411.27

DESCRIPTION

(56) **References Cited**

FIG. 1 is a perspective view from the rear and to one side of the chair; and,

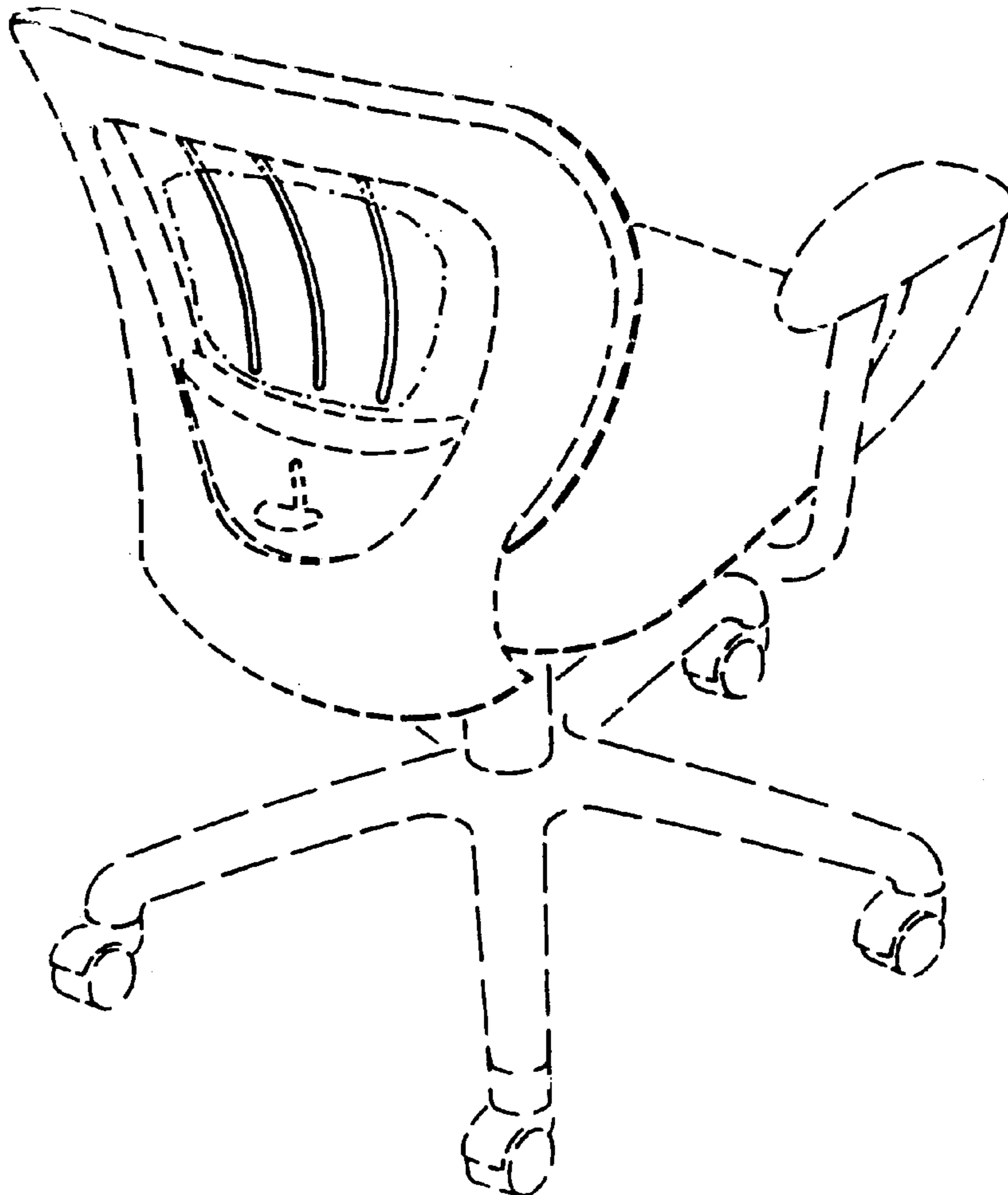
FIG. 2 is a rear elevational view of the chair of FIG. 1.

U.S. PATENT DOCUMENTS

The base, control mechanism, arms, seat and the portion of the chair back shown in dotted outline do not form part of the design. The boundary of the design is distinguished by dot-dash lines in each Figure.

- D320,507 S * 10/1991 Shields D6/366
- D390,384 S * 2/1998 Schultz et al. D6/500
- D401,076 S * 11/1998 Crinion D6/366
- D401,771 S * 12/1998 Goodworth et al. D6/366
- D411,395 S * 6/1999 Edwards D6/500

1 Claim, 1 Drawing Sheet



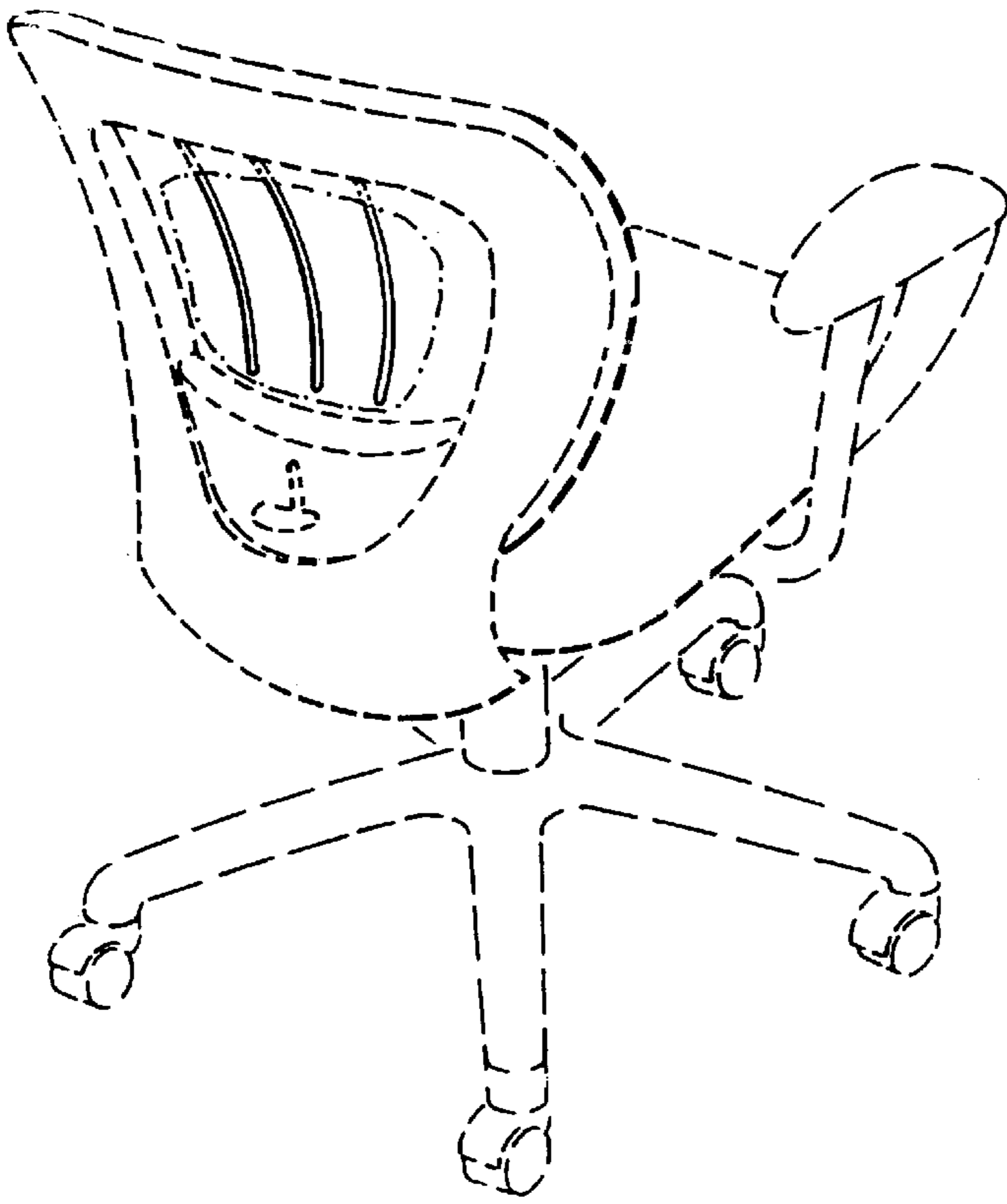


Figure 1

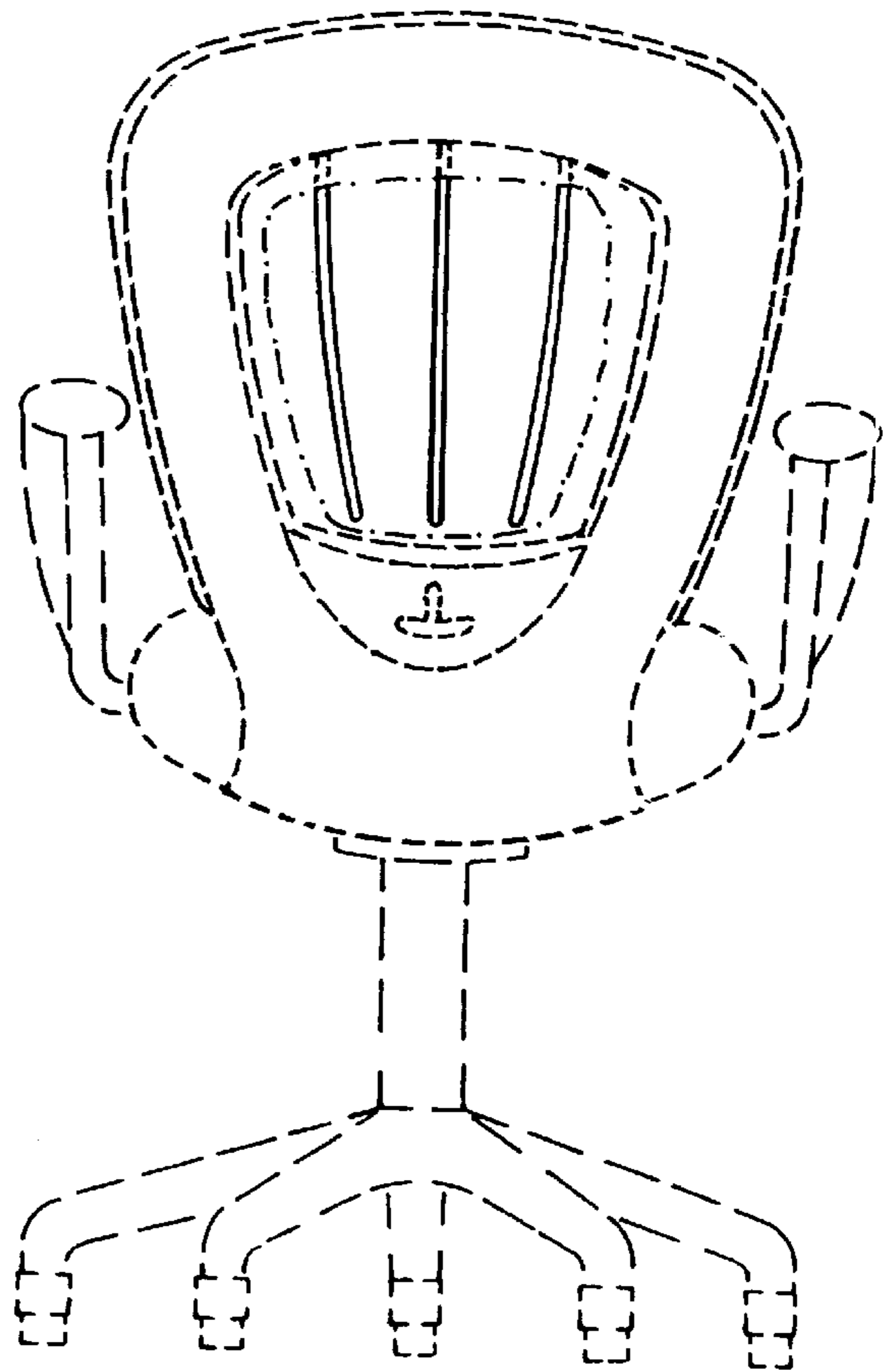


Figure 2