



US00D465677S

(12) **United States Design Patent**
Bryskiewicz

(10) **Patent No.:** **US D465,677 S**

(45) **Date of Patent:** **** Nov. 19, 2002**

(54) **APPLIANCE OR TABLE LEG**

4,685,645 A * 8/1987 Cattaneo 248/188.8

D354,643 S * 1/1995 Hansel et al. D6/484

D455,300 S * 4/2002 Davies et al. D6/484

(75) Inventor: **Edward Bryskiewicz**, Westfield, MA
(US)

* cited by examiner

(73) Assignee: **Standex International Corp.**, Salem,
NH (US)

Primary Examiner—Janice E. Seeger

(74) *Attorney, Agent, or Firm*—McCormick, Paulding &
Huber LLP

(**) Term: **14 Years**

(21) Appl. No.: **29/149,666**

(57) **CLAIM**

(22) Filed: **Oct. 15, 2001**

The ornamental design for a appliance or table leg, as shown
and described.

(51) **LOC (7) Cl.** **06-06**

(52) **U.S. Cl.** **D6/495**

(58) **Field of Search** D6/480–489, 495–499,
D6/491; 108/153.1, 155, 156, 161, 50.01,
50.02; 248/188, 188.1, 188.7, 188.8, 188.9

DESCRIPTION

FIG. 1 is a bottom right perspective view of an appliance or
table leg showing my new and ornamental design;

FIG. 2 is left elevation view thereof;

FIG. 3 is a top plan view thereof; and,


FIG. 4 is a bottom view thereof.

(56) **References Cited**

U.S. PATENT DOCUMENTS

2,852,883 A * 9/1958 Walsh 248/188.9

1 Claim, 1 Drawing Sheet






FIG. 1




FIG. 2




FIG. 3

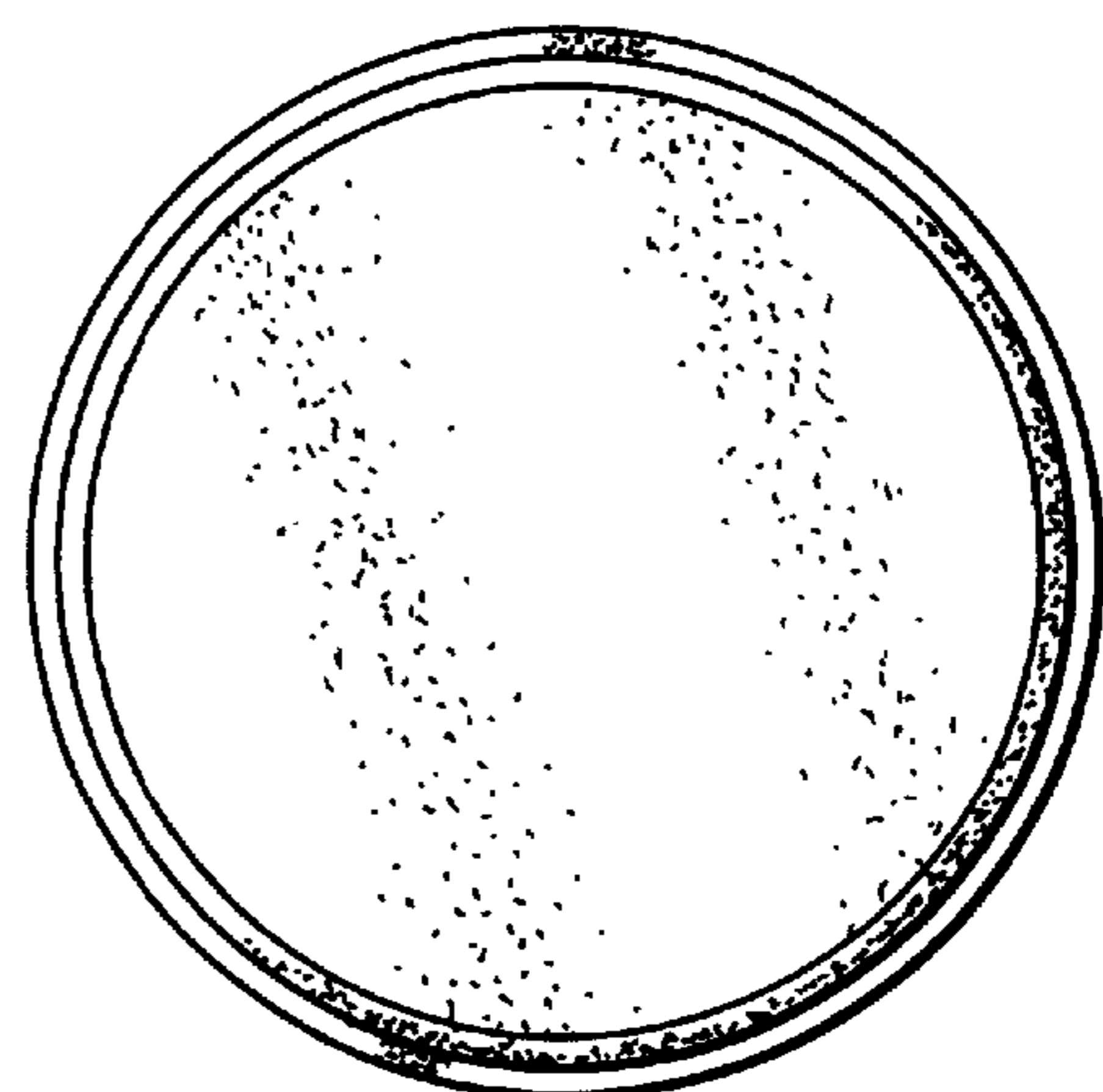


FIG. 4