



US00D465660S

(12) **United States Design Patent**
Doeing

(10) **Patent No.:** **US D465,660 S**

(45) **Date of Patent:** **** Nov. 19, 2002**

(54) **HOCKEY PUCK CARD STAND DEVICE**

OTHER PUBLICATIONS

(76) Inventor: **James Doeing**, 1391 Independence Dr.
#855, Derby, NY (US) 14047

Exposures, Summer II 1991, p. 26, #C at top.*

(**) Term: **14 Years**

* cited by examiner

(21) Appl. No.: **29/139,042**

Primary Examiner—Janice E. Seeger

(22) Filed: **Mar. 23, 2001**

(74) *Attorney, Agent, or Firm*—Hodgson Russ LLP

(51) **LOC (7) Cl.** **06-07**

(52) **U.S. Cl.** **D6/310**; D19/90

(58) **Field of Search** D6/300–314; 40/700,
40/711, 714, 722, 745, 752, 780, 790, 798;
D19/88, 90; D20/40; 248/450, 473; D21/710

(57) **CLAIM**

The ornamental design for hockey puck card stand device,
as shown and described.

DESCRIPTION

(56) **References Cited**

FIG. 1 is a perspective view of a hockey puck card stand device, showing my new design; the broken lines are for environmental purposes only and form no part of the claimed design.

U.S. PATENT DOCUMENTS

FIG. 2 is a front view of the hockey puck card stand device of FIG. 1;

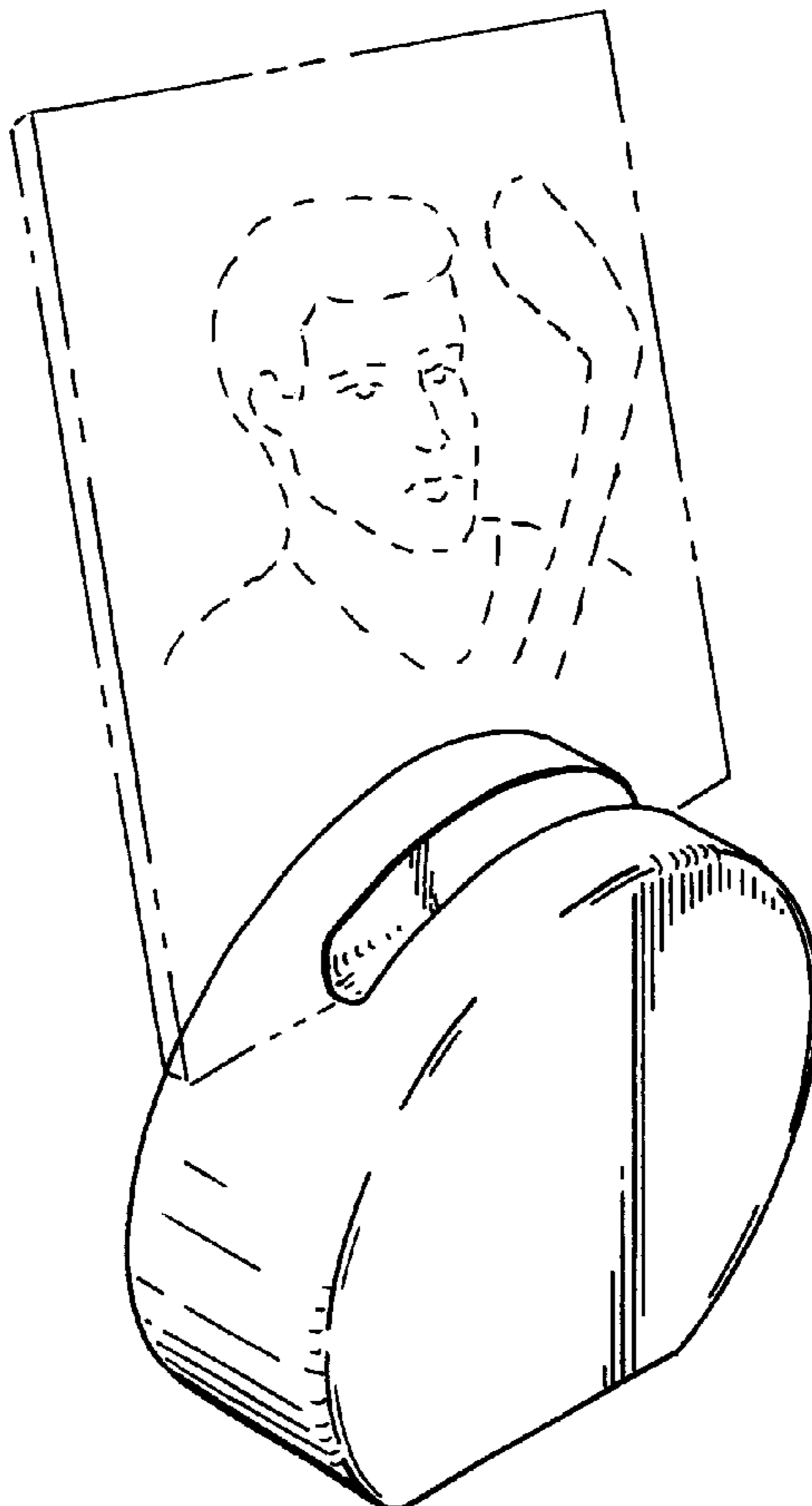
1,256,337	A	2/1918	Lieber	
1,400,564	A	* 12/1921	Metager	D6/308
1,759,432	A	5/1930	Brecht	
D101,143	S	* 9/1936	Shank	D6/308
2,050,136	A	9/1936	Tucker et al.	40/152.1
4,125,243	A	* 11/1978	Liptak	248/473
4,263,732	A	4/1981	Gutierrez et al.	40/152.1
5,959,281	A	9/1999	Domiteaux	235/454
D418,166	S	* 12/1999	Dill	D19/88
6,042,004	A	3/2000	Domiteaux et al.	235/380

FIG. 3 is a side view of the hockey puck card stand device of FIG. 1;

FIG. 4 is a top view of the hockey puck card stand device of FIG. 1; and,

FIG. 5 is a bottom view of the hockey puck card stand device of FIG. 1.

1 Claim, 1 Drawing Sheet



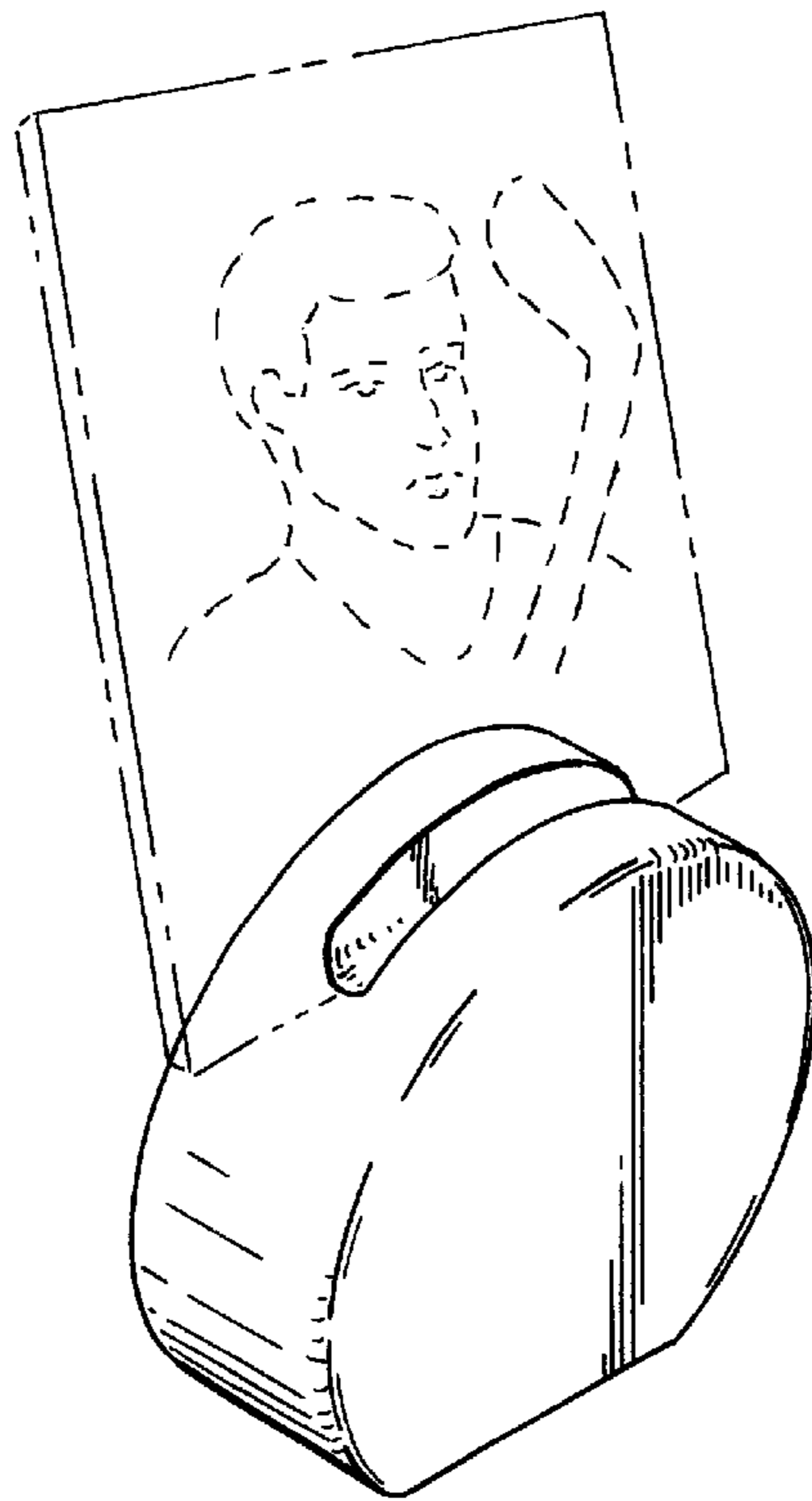


FIG. 1




FIG. 4

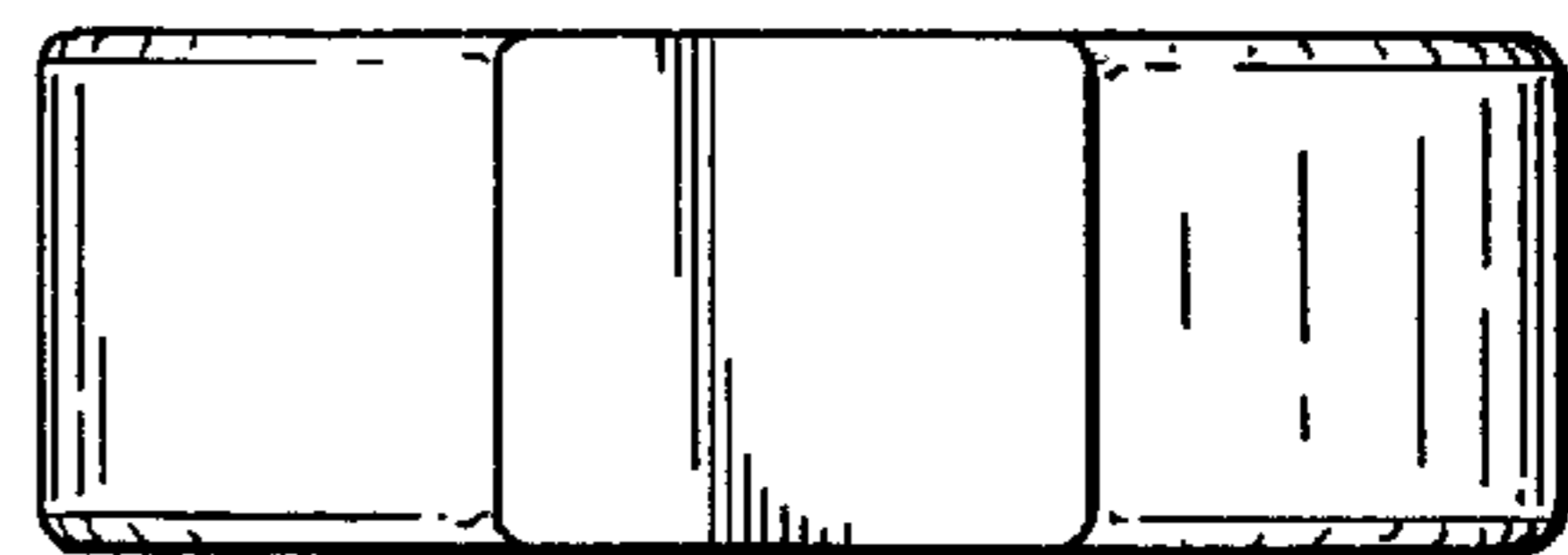


FIG. 5

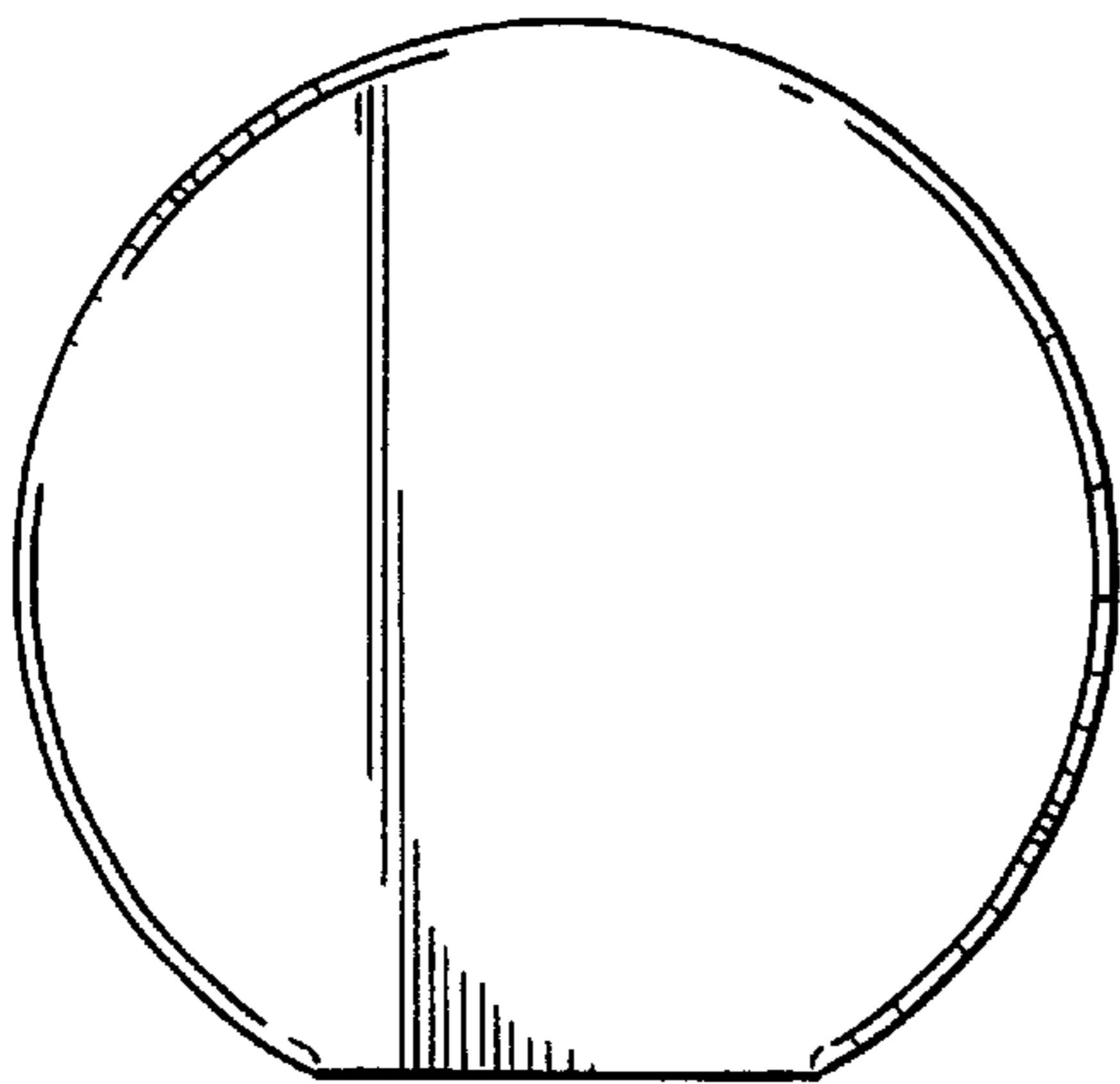


FIG. 2




FIG. 3