



US00D465634S

(12) **United States Design Patent**
Botzau et al.

(10) **Patent No.:** **US D465,634 S**

(45) **Date of Patent:** **** Nov. 12, 2002**

(54) **HAND TRUCK**

(75) Inventors: **Richard P. Botzau**, Bay City, MI (US);
Joseph Thomas Hatfield, Freeland, MI
(US); **Jerry J. McQuarter**, Pinconning,
MI (US); **Daniel C. Munn**, West
Branch, MI (US)

(73) Assignee: **Magline, Inc.**, Pinconning, MI (US)

(**) Term: **14 Years**

(21) Appl. No.: **29/148,495**

(22) Filed: **Sep. 19, 2001**

(51) **LOC (7) Cl.** **12-02**

(52) **U.S. Cl.** **D34/24; D34/26**

(58) **Field of Search** **D34/12-27; 280/47.17,**
280/47.24, 47.27, 47.28, 47.29; 414/444,
490

(56) **References Cited**

U.S. PATENT DOCUMENTS

1,255,484 A	2/1918	Stephens
D162,163 S	2/1951	Hewitt
2,792,233 A	5/1957	Stackhouse
3,004,768 A	1/1961	Klages
2,983,520 A	5/1961	Klages
D201,749 S	7/1965	Rolland
4,585,130 A	4/1986	Brennan
4,893,824 A	1/1990	Turek et al.

4,984,704 A	1/1991	O'Malley
D318,356 S	7/1991	Minasian
D354,601 S	1/1995	Dunkle
5,390,943 A	2/1995	Hedrick
5,474,313 A	12/1995	Marquardt
5,599,156 A	2/1997	Layne et al.
5,993,134 A	11/1999	Williamson
6,019,381 A	2/2000	Krawczyk
6,095,531 A	8/2000	Khachatoorian
6,217,045 B1	4/2001	Leyton

Primary Examiner—Kay H. Chin

(74) *Attorney, Agent, or Firm*—Reising, Ethington, Barnes,
Kisselle, Learman & McCulloch, P.C.

(57) **CLAIM**

The ornamental design for a hand truck, as shown and described.

DESCRIPTION

FIG. 1 is a perspective side elevational view of the hand truck;

FIG. 2 is a similar view showing the nose plate extender in folded-up position;

FIG. 3 is a side elevational view of one side of the hand truck, the opposite side view being identical;


FIG. 4 is a front elevational view thereof;


FIG. 5 is a rear elevational view thereof;

FIG. 6 is a top plan view thereof; and,

FIG. 7 is an under plan view thereof.

1 Claim, 4 Drawing Sheets





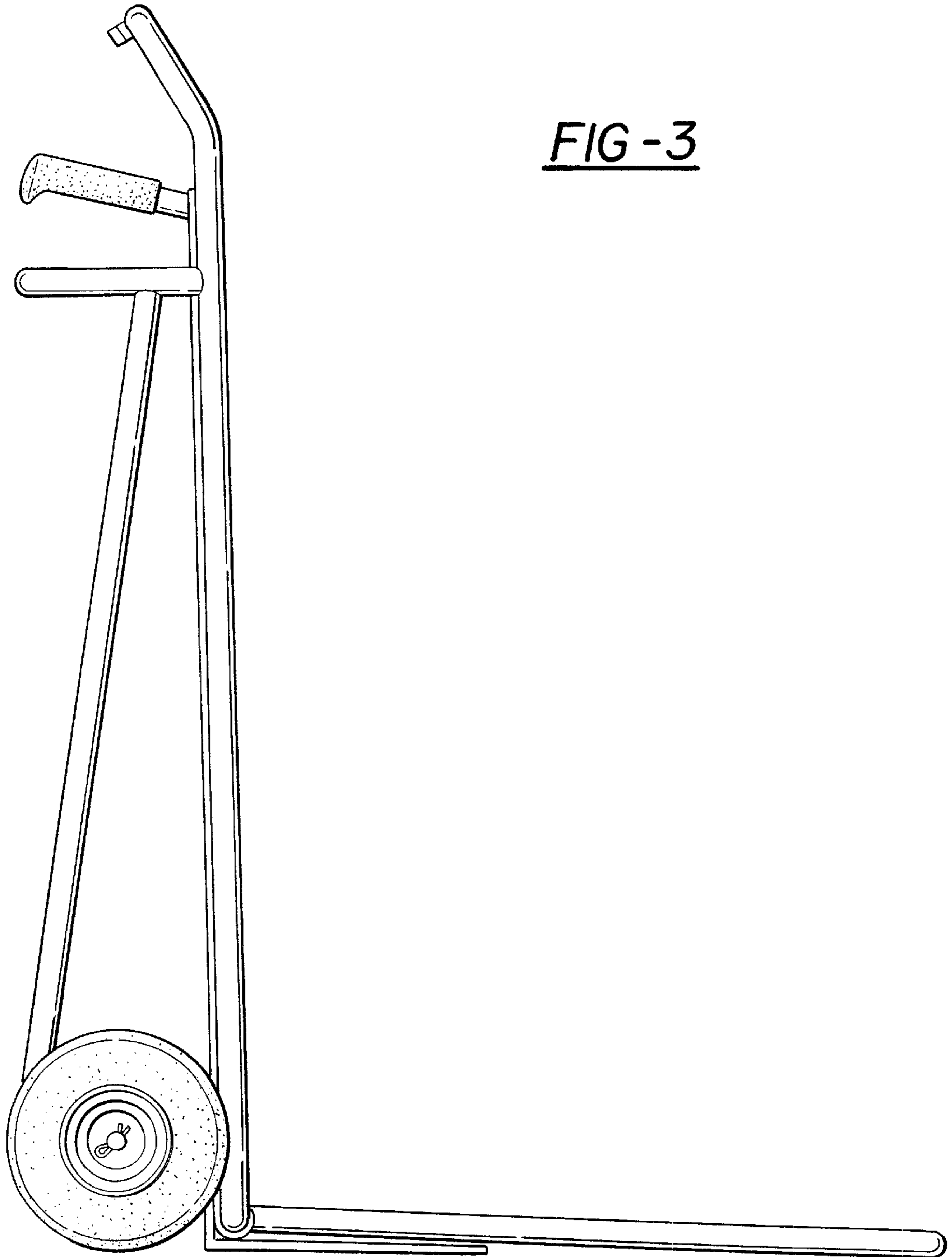


FIG - 3

FIG-4

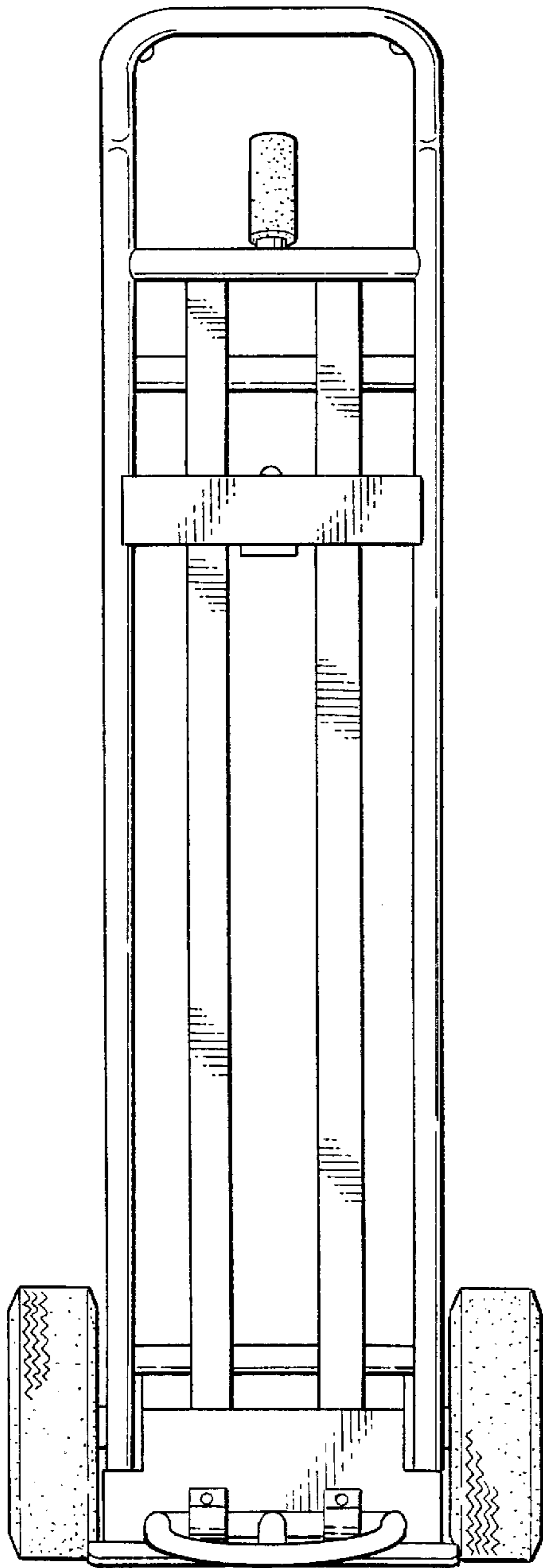
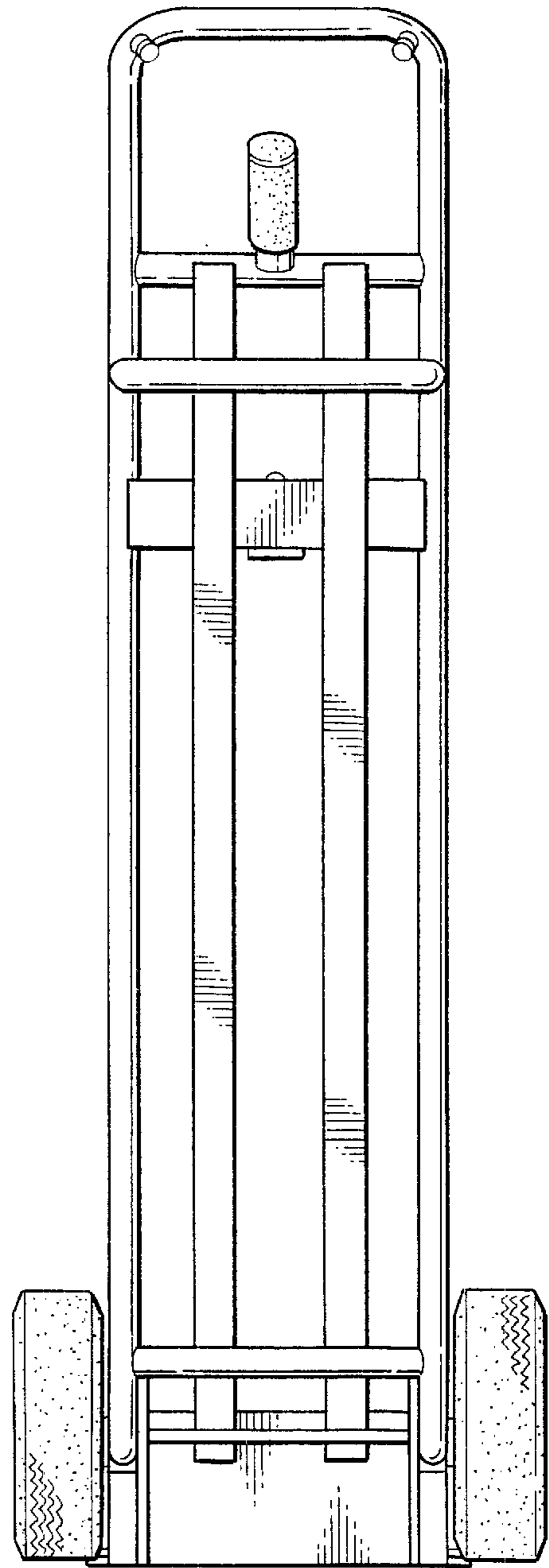


FIG-5



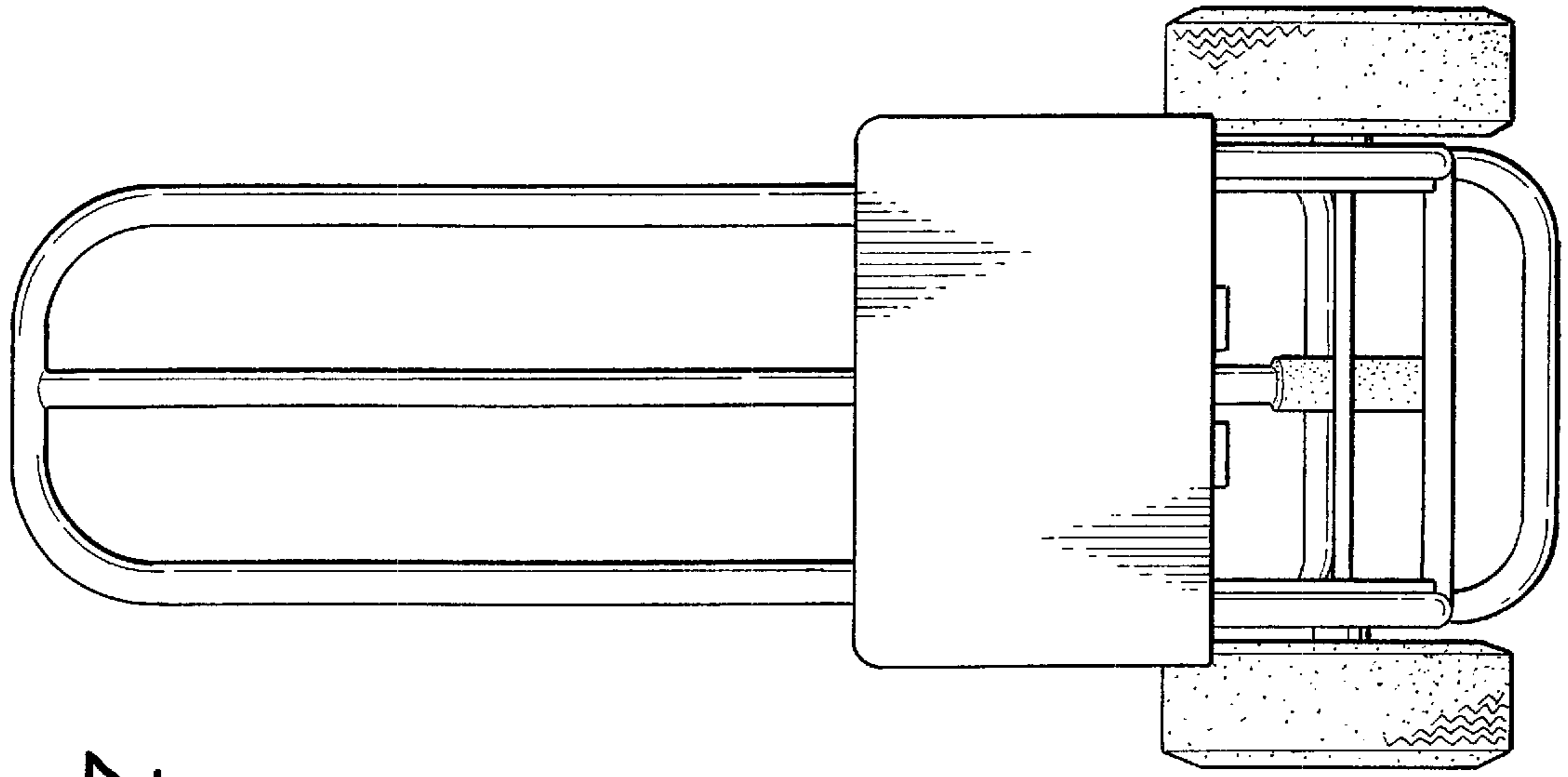


FIG-7

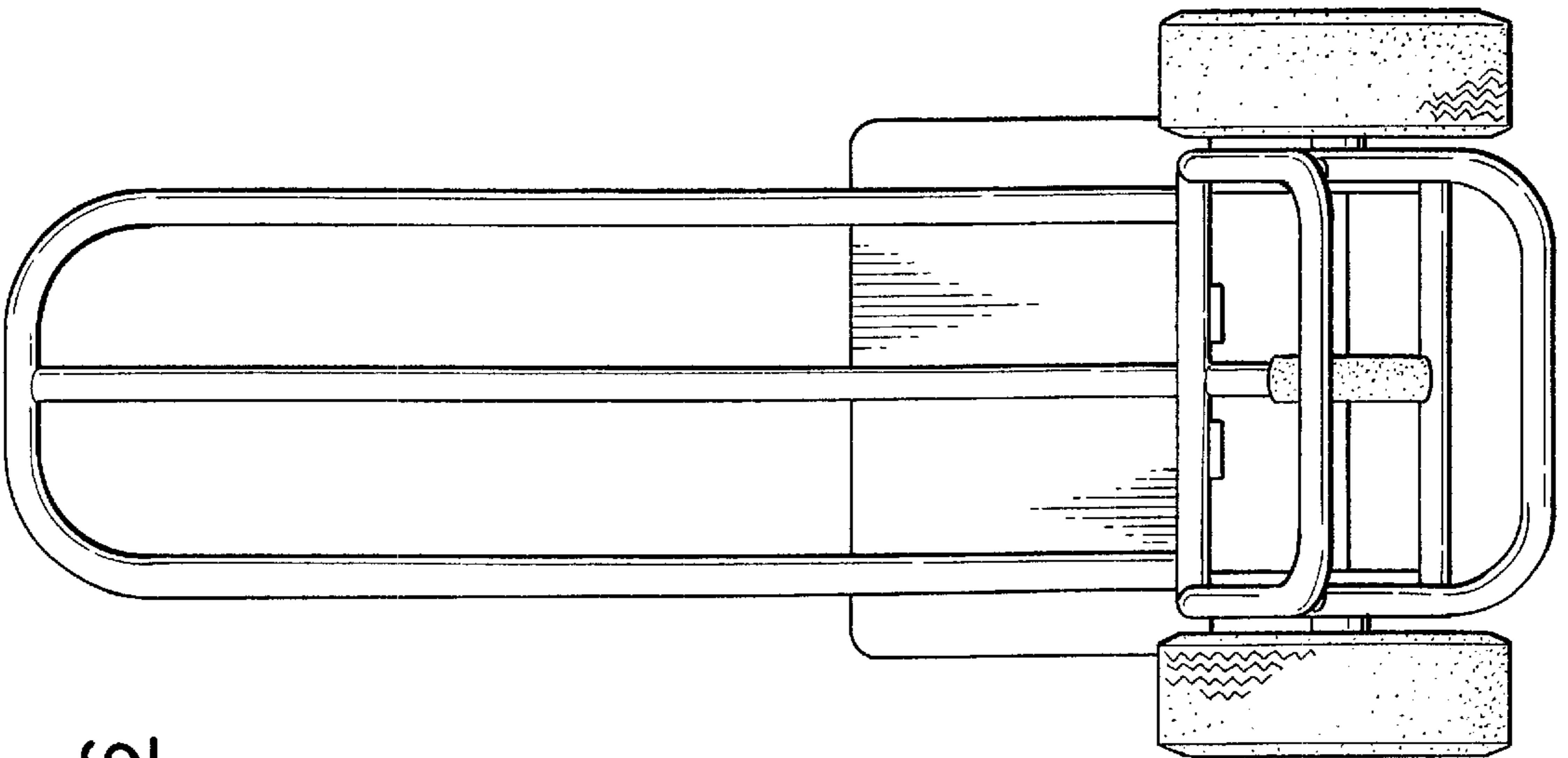


FIG-6