



US00D465625S

(12) **United States Design Patent**  
**Price**

(10) **Patent No.:** **US D465,625 S**

(45) **Date of Patent:** **\*\* Nov. 12, 2002**

(54) **DUAL CHAMBER SPOT REMOVER**

(75) Inventor: **Jeffrey L. Price**, Palm Beach Gardens,  
FL (US)

(73) Assignee: **Vital Signs, Inc.**, Totawa, NJ (US)

(\*\*) Term: **14 Years**

(21) Appl. No.: **29/154,988**

(22) Filed: **Feb. 1, 2002**

(51) **LOC (7) Cl.** ..... **08-99**

(52) **U.S. Cl.** ..... **D32/45**

(58) **Field of Search** ..... D32/35, 40, 45,  
D32/51; 68/213; 401/118, 123, 124, 125,  
140, 195, 202, 207

(56) **References Cited**

**U.S. PATENT DOCUMENTS**

656,802 A \* 8/1900 Batz ..... 68/213  
970,069 A \* 9/1910 Malmros ..... 68/213

1,134,037 A \* 3/1915 Daniels ..... 401/202  
1,859,775 A \* 5/1932 Hyams ..... 401/202  
4,121,891 A \* 10/1978 Barron ..... 401/196 X  
5,054,948 A \* 10/1991 Honda et al. .... 401/196

\* cited by examiner

*Primary Examiner*—Louis S. Zarfes

*Assistant Examiner*—Monica A. Weingart

(74) *Attorney, Agent, or Firm*—R. Gale Rhodes, Jr.

(57) **CLAIM**

I claim the ornamental design for the dual chamber spot remover, as shown and described.

**DESCRIPTION**

FIG. 1 is a perspective view of a dual chamber spot remover showing my new design;

FIG. 2 is a right and left side view thereof;

FIG. 3 is a top and bottom view thereof;

FIG. 4 is a left end view thereof; and,

FIG. 5 is a right end view thereof.

**1 Claim, 1 Drawing Sheet**

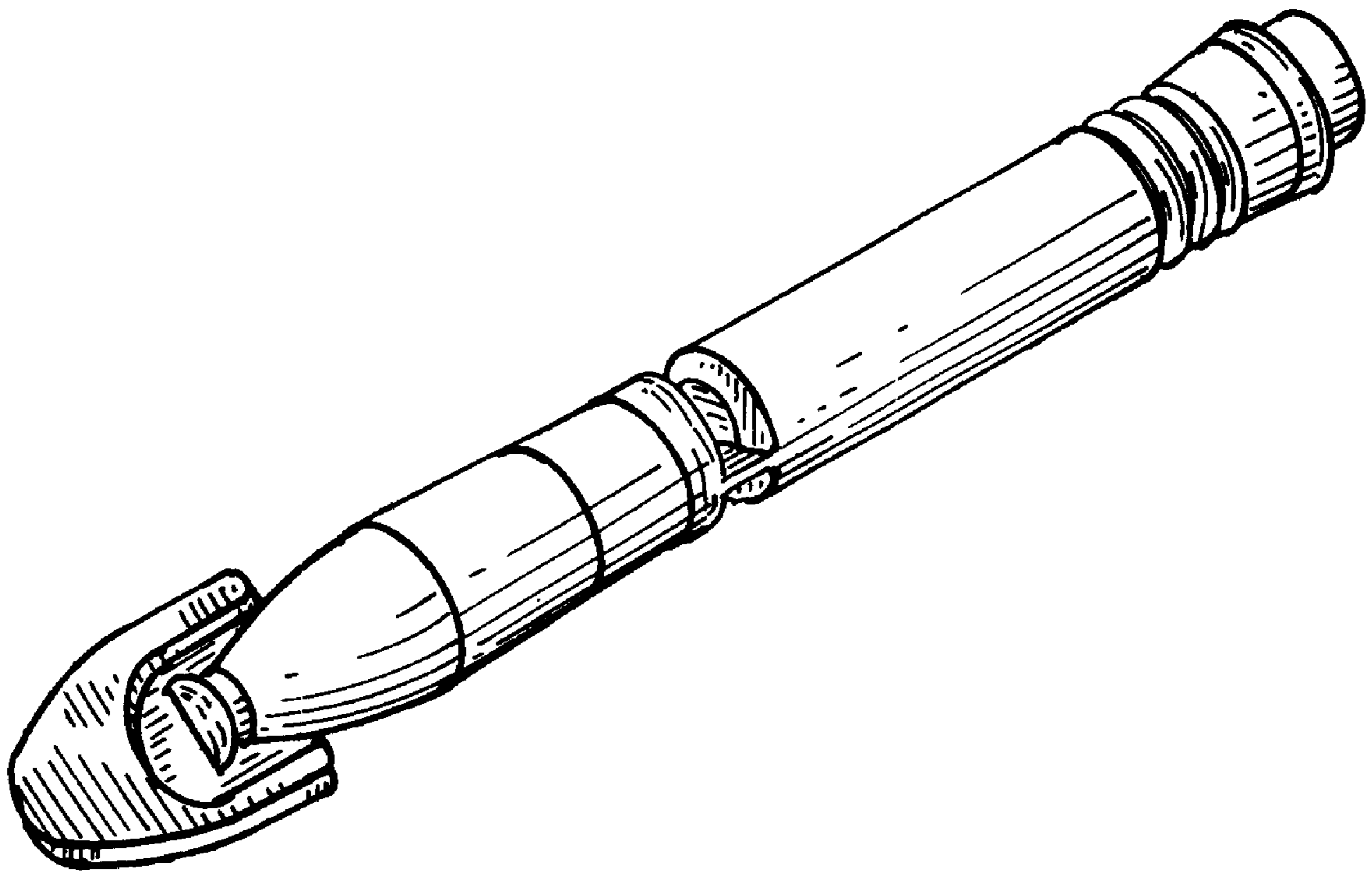


FIG. 1

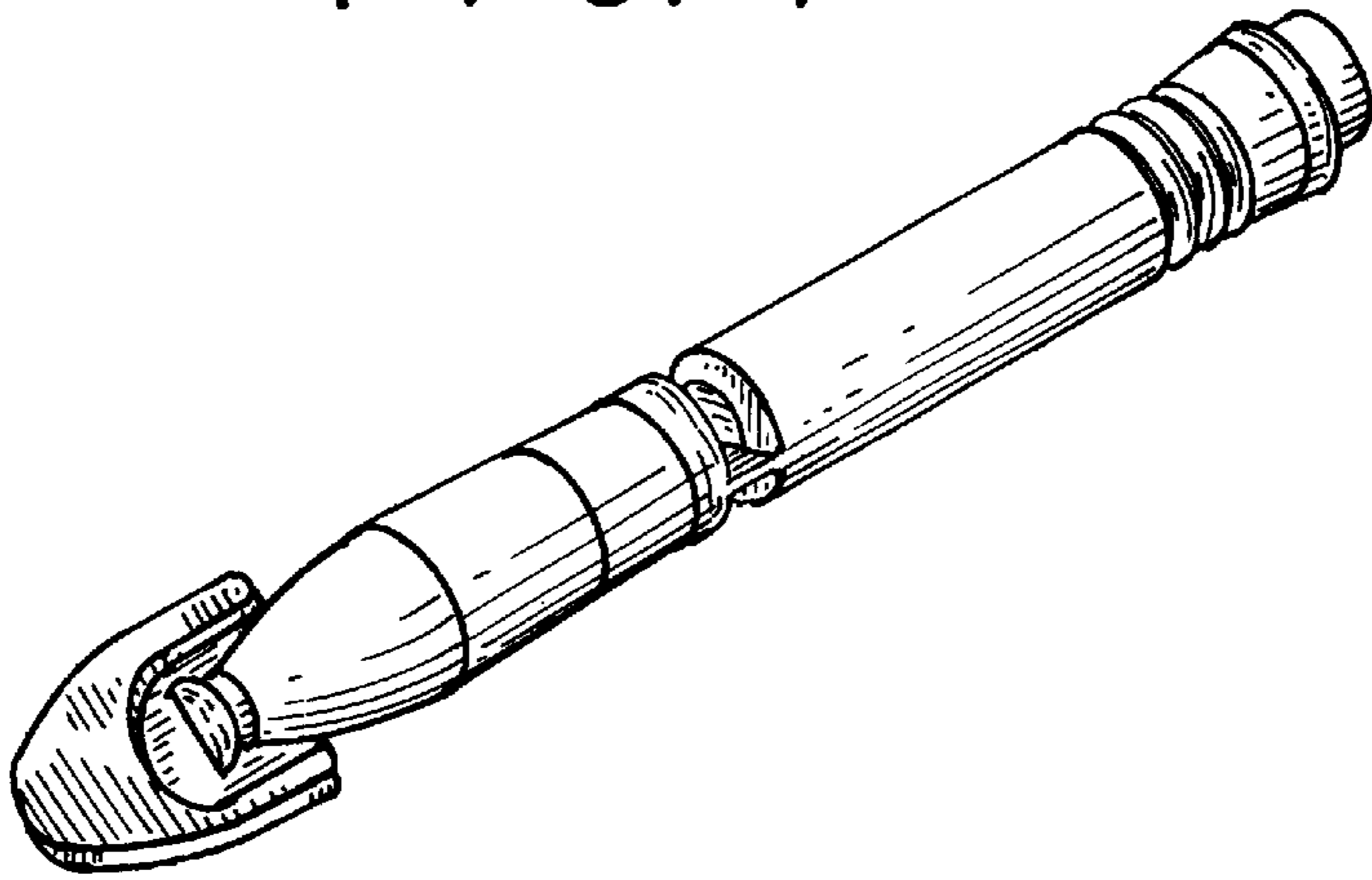


FIG. 2



FIG. 3

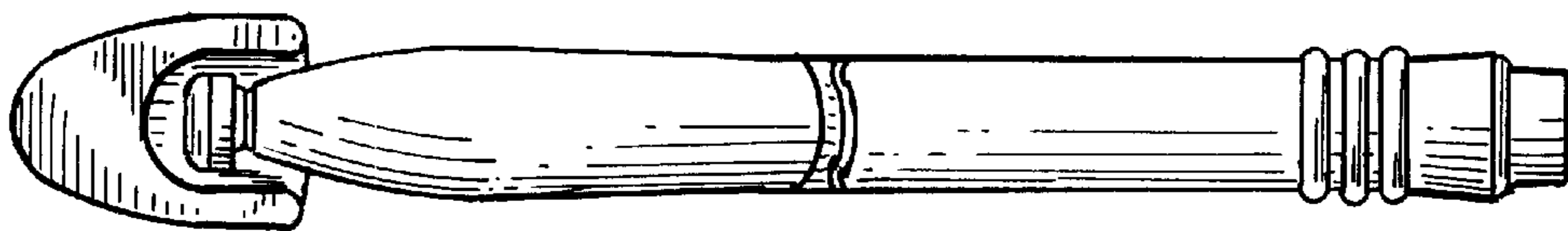


FIG. 4



FIG. 5

