



US00D465623S

(12) **United States Design Patent** (10) **Patent No.:** **US D465,623 S**
Main et al. (45) **Date of Patent:** **** Nov. 12, 2002**

(54) **VACUUM CLEANER**

(75) Inventors: **Stacey Main**, Baltimore, MD (US);
Gabriel Concari, Eldersburg, MD
(US); **Mark Stratford**, Darlington
(GB); **Michael Waldron**, County
Durham (GB)

(73) Assignee: **Black & Decker Inc.**, Newark, DE
(US)

(**) Term: **14 Years**

(21) Appl. No.: **29/143,675**

(22) Filed: **Jun. 18, 2001**

(51) **LOC (7) Cl.** **15-05**

(52) **U.S. Cl.** **D32/22**

(58) **Field of Search** D32/21-22, 25,
D32/31, 34; 15/329, 320-321, 323, 350-353

(56) **References Cited**

U.S. PATENT DOCUMENTS

367,578 A	8/1887	Babb
1,867,226 A	7/1932	Martin
2,511,160 A	6/1950	Grobowski
2,950,134 A	8/1960	Strange
3,065,941 A	11/1962	Loftis
3,484,736 A	12/1969	Wyse
3,569,903 A	3/1971	Brishka
D220,970 S	6/1971	Rawson et al.
D248,762 S	8/1978	Burgess et al.
4,136,446 A	1/1979	Tripp
4,156,312 A	5/1979	Ballas
4,156,967 A	6/1979	Ballas
4,208,942 A	6/1980	Henrit
4,211,004 A	7/1980	Woods
4,364,435 A	12/1982	Tuggle et al.
4,391,545 A	7/1983	Zummer
4,458,377 A	7/1984	Frohbieter
4,463,498 A	8/1984	Everts
4,505,040 A	3/1985	Everts
4,567,657 A	2/1986	Krause

4,665,582 A	5/1987	Richmond et al.
4,819,742 A	4/1989	Driggers
4,829,675 A	5/1989	Beihoffer
D304,104 S	10/1989	Busalt et al.

(List continued on next page.)

FOREIGN PATENT DOCUMENTS

DE	M8803260	11/1988
DE	M8900985	2/1989
DE	M8902738	4/1989
DE	M9003794	12/1989
DE	M9005350	8/1990
DE	M9204651	1/1992
DE	M9208797	11/1992
DE	DM026639	7/1993
DE	M9409029	5/1994
DE	M9700112	7/1996
DE	M9804728	11/1997
DE	49901929	8/1998
FR	0506307	3/1991
FR	DM050747	2/2000
FR	DM054554	10/2000

Primary Examiner—Ruth McInroy

(74) *Attorney, Agent, or Firm*—Ajay K. Gambhir

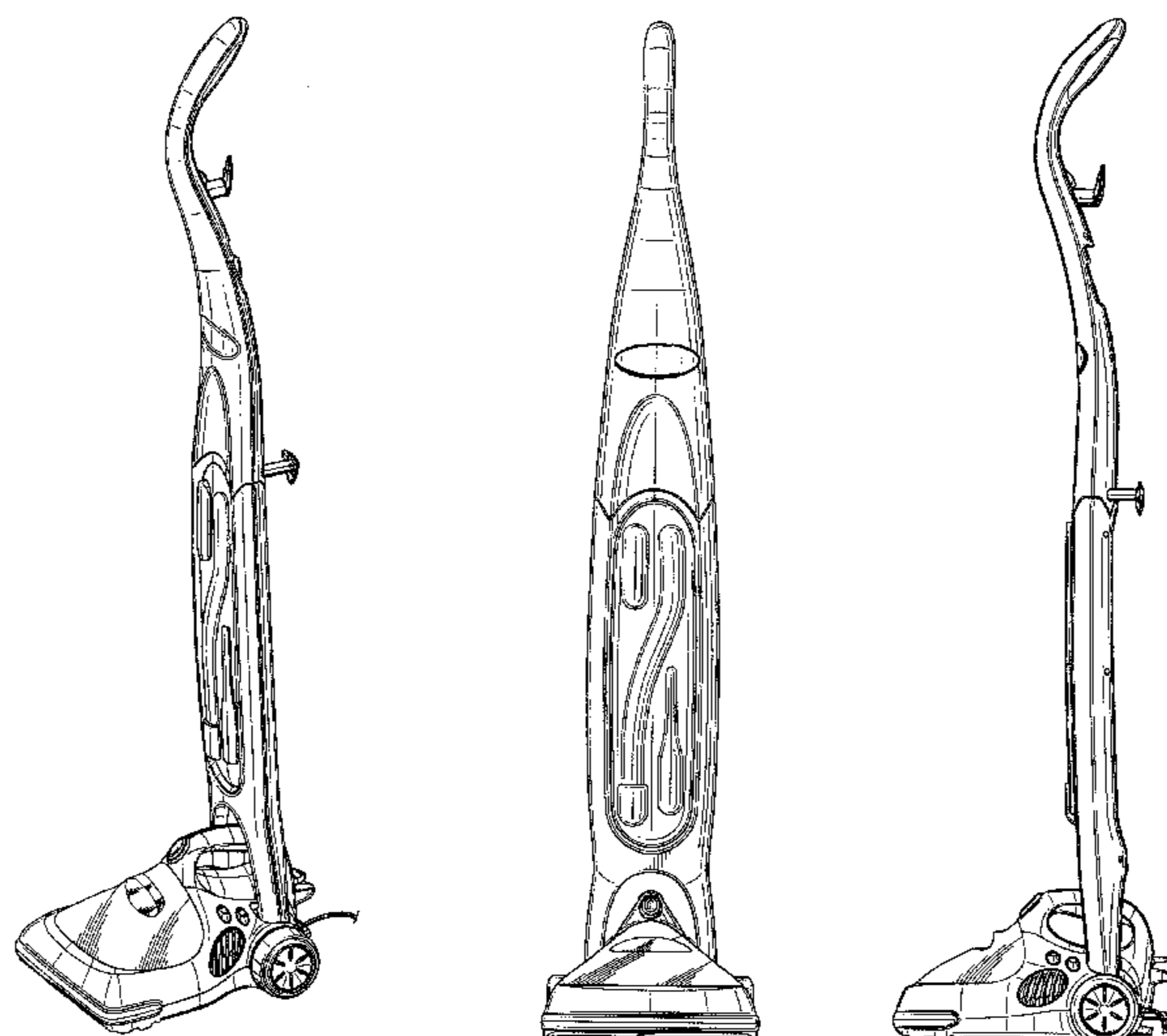
(57) **CLAIM**

The ornamental design for a vacuum cleaner, as shown and described.

DESCRIPTION

FIG. 1 is a perspective view of a vacuum cleaner from the front and one side showing our new design;
FIG. 2 is a front view thereof;
FIG. 3 is a rear view thereof;
FIG. 4 is a side elevational view thereof taken from the side in FIG. 1;
FIG. 5 is a side elevational view thereof taken from the side opposite in FIG. 4;
FIG. 6 is a top view thereof; and,
FIG. 7 is a bottom view thereof.

1 Claim, 6 Drawing Sheets



US D465,623 S

Page 2

U.S. PATENT DOCUMENTS		
4,904,827 A	2/1990	Potter et al.
D307,657 S	5/1990	Li
4,928,346 A	5/1990	Elson et al.
5,168,693 A	12/1992	Ingvarlsen
D334,260 S	3/1993	Kieft et al.
5,233,722 A	8/1993	McKnight et al.
D339,435 S	9/1993	McKnight et al.
5,257,768 A	11/1993	Juenemann et al.
5,309,600 A	5/1994	Weaver et al.
D357,096 S	4/1995	Wareham
D361,181 S	8/1995	Wareham et al.
5,500,979 A	3/1996	Worwag
D370,321 S	* 5/1996	Robinette et al. D32/22
5,524,321 A	6/1996	Weaver et al.
D374,172 S	10/1996	Frattarola
5,564,160 A	10/1996	Luebbering
5,615,970 A	4/1997	Reekie et al.
D380,882 S	* 7/1997	Rorke et al. D32/22
D398,097 S	* 9/1998	Murphy et al. D32/22
D399,618 S	10/1998	Jacobs
5,819,364 A	10/1998	Sham
D418,266 S	* 12/1999	Medema D32/22
D419,731 S	* 1/2000	Bates et al. D32/22
D420,898 S	2/2000	Landman
D421,671 S	3/2000	Thomas et al.
D426,358 S	6/2000	Saunders et al.
D427,736 S	7/2000	Saunders et al.
6,131,237 A	10/2000	Kasper et al.
D433,546 S	* 11/2000	Milanese D32/22
6,148,144 A	* 11/2000	Milanese 392/405
D434,884 S	12/2000	Hohulin et al.
D435,708 S	12/2000	Medema et al.
6,154,917 A	12/2000	Zahuranec et al.
D437,666 S	2/2001	Park
D441,152 S	4/2001	Stratford

* cited by examiner

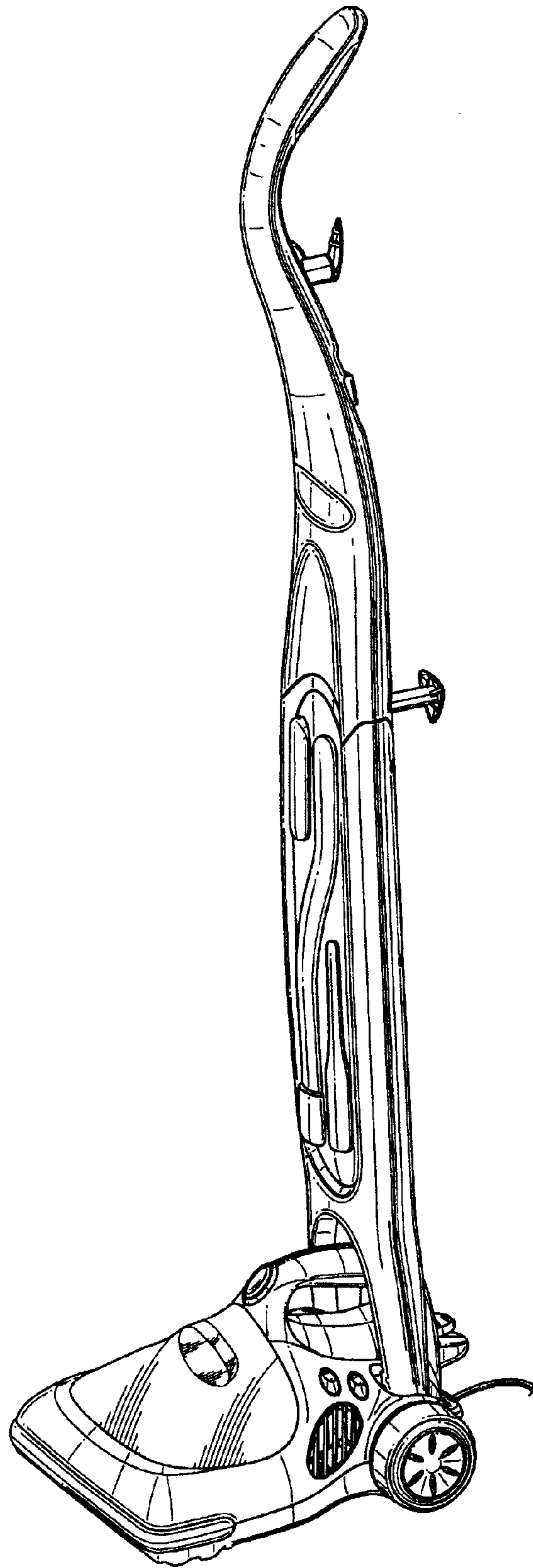


FIG. 1

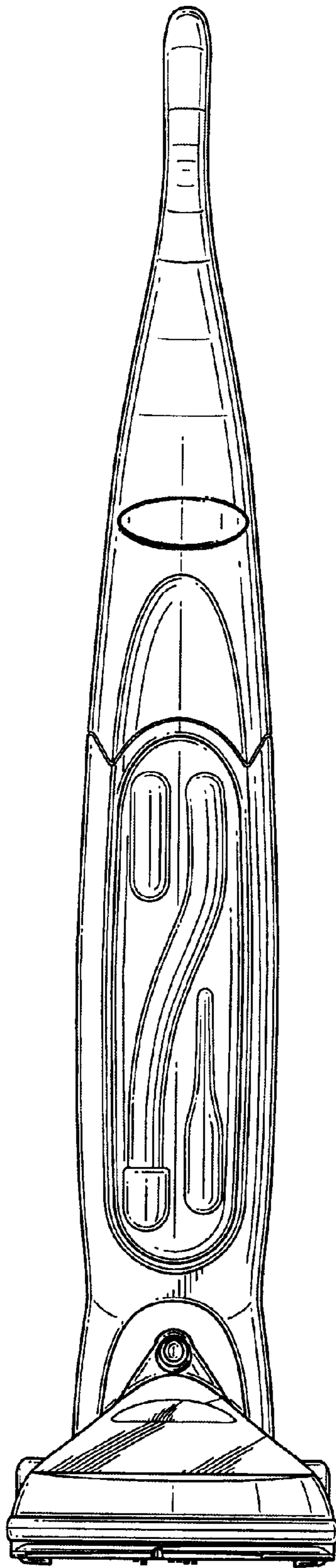


FIG. 2

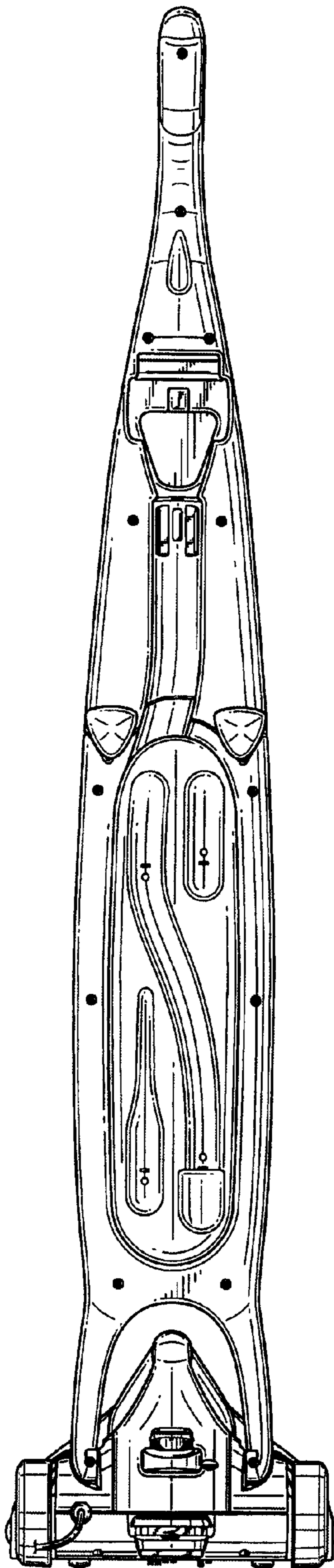


FIG. 3

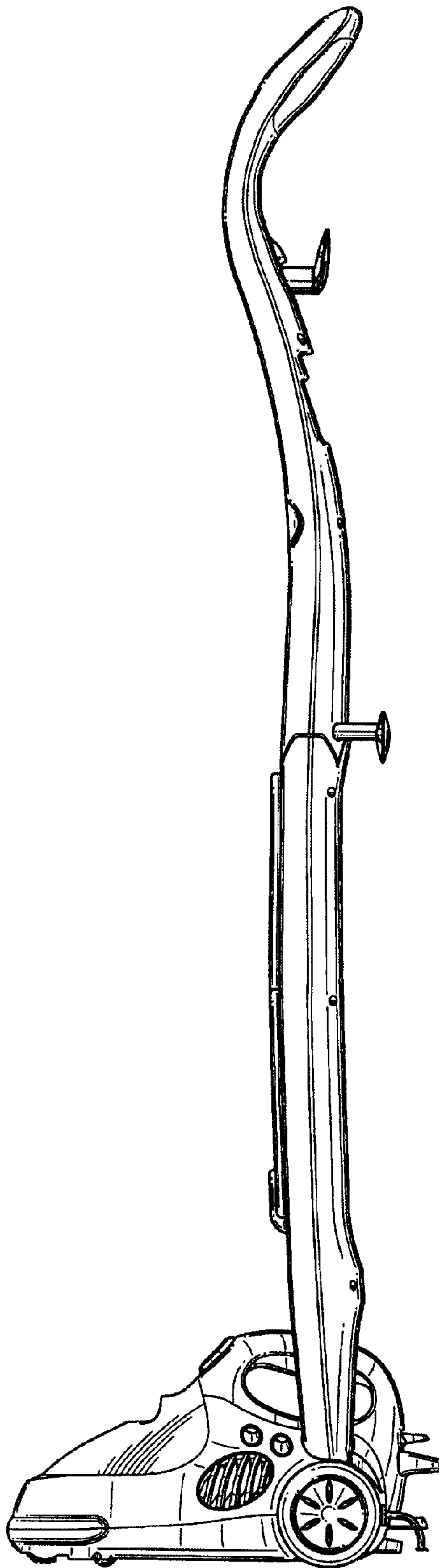


FIG. 4

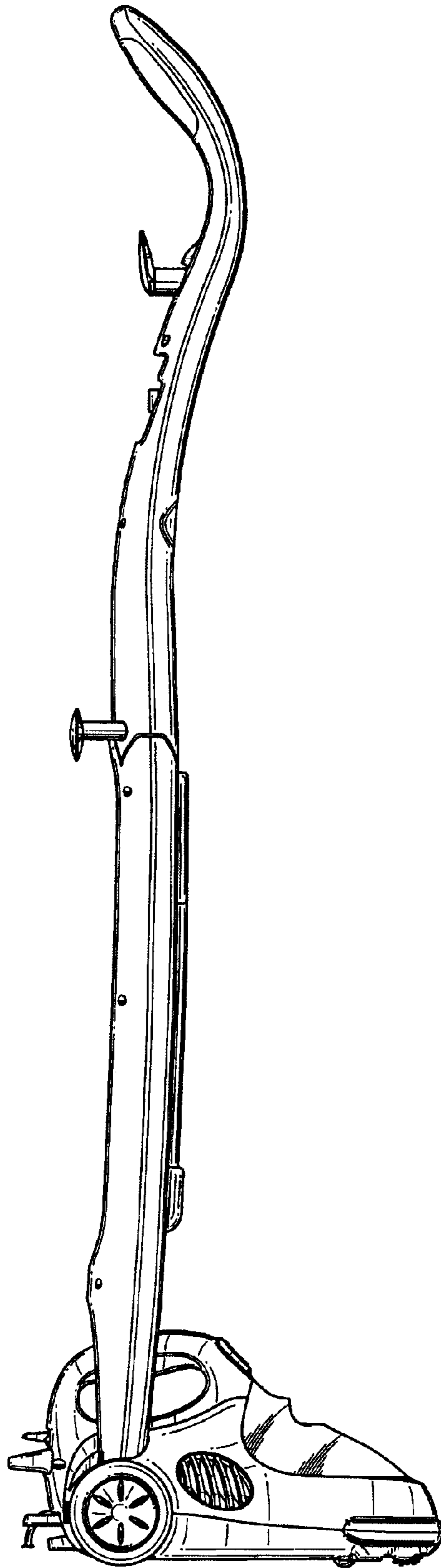


FIG. 5

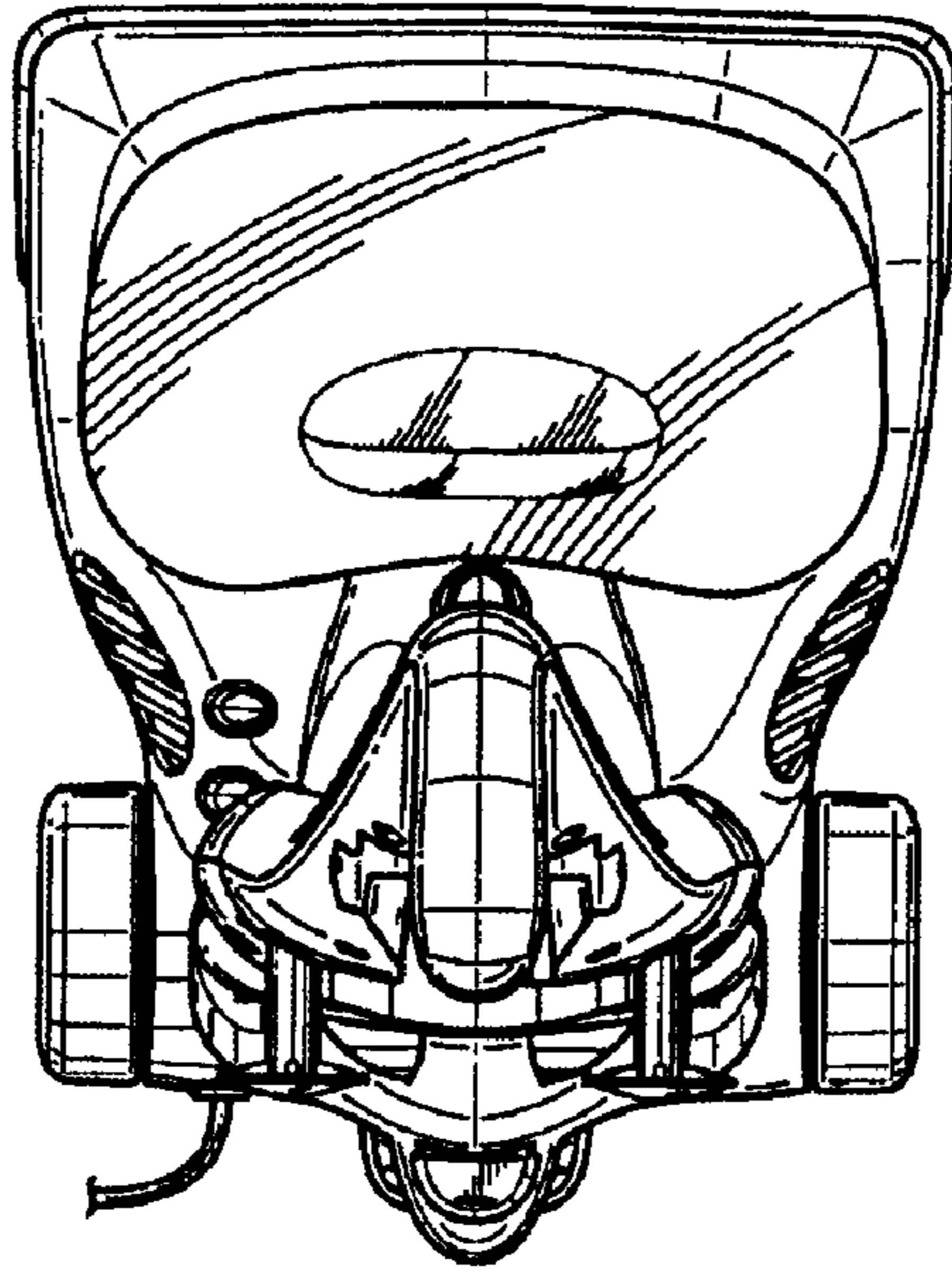


FIG. 6

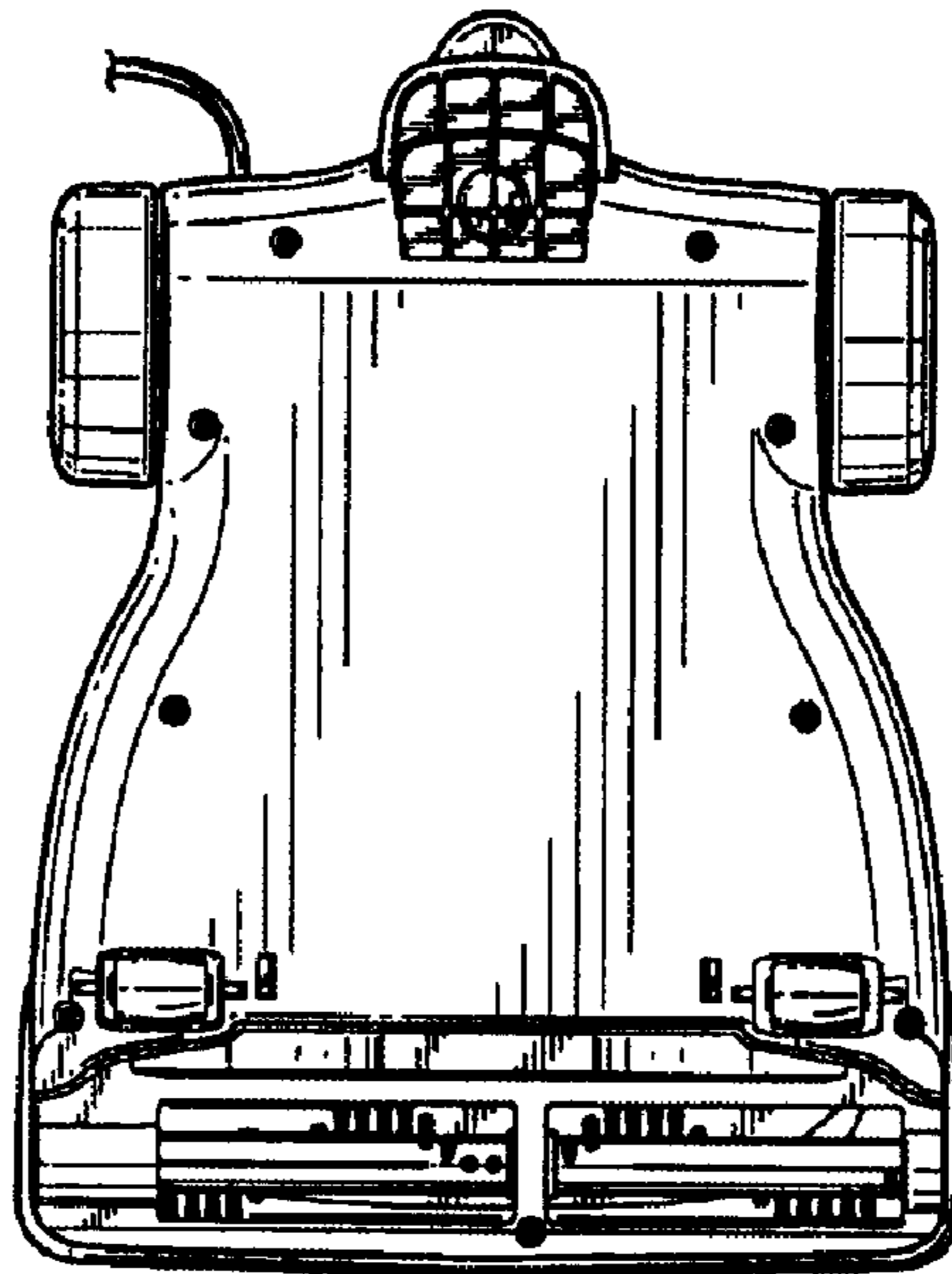


FIG. 7