



US00D465622S

(12) **United States Design Patent**
Wang et al.

(10) **Patent No.:** **US D465,622 S**

(45) **Date of Patent:** **** Nov. 12, 2002**

(54) **DRUM WASHING MACHINE**

(75) Inventors: **Danxiao Wang**, Qingdao (CN);
Jianzhong Liu, Qingdao (CN)

(73) Assignees: **Haier Group Corporation**, Qingdao (CN); **Qingdao Refrigeration Technology Research Institute**, Qingdao (CN)

(**) Term: **14 Years**

(21) Appl. No.: **29/137,076**

(22) Filed: **Feb. 14, 2001**

(30) **Foreign Application Priority Data**

Sep. 12, 2000 (CN) 00 3 12754

(51) **LOC (7) Cl.** **15-05**

(52) **U.S. Cl.** **D32/6; D32/8**

(58) **Field of Search** D32/1, 5, 6, 8, D32/10, 12, 25, 28; 34/58, 108, 139, 523, 524, 595, 596, 602, 603; 68/3 R, 4, 5 R, 12.01, 12.07, 12.08, 12.12, 12.26, 12.27, 13 R, 16, 24, 28

(56) **References Cited**

U.S. PATENT DOCUMENTS

2,416,405 A	*	2/1947	Prupura	34/134
D151,001 S	*	9/1948	Perl	D32/6
D156,991 S	*	1/1950	Perl	D32/6
D156,992 S	*	1/1950	Perl	D32/6
D173,655 S	*	12/1954	Guild	D32/6
D178,260 S	*	7/1956	Perl et al.	D32/6

* cited by examiner

Primary Examiner—Martie K. Holtje

(74) *Attorney, Agent, or Firm*—Burns, Doane, Swecker & Mathis, L.L.P.


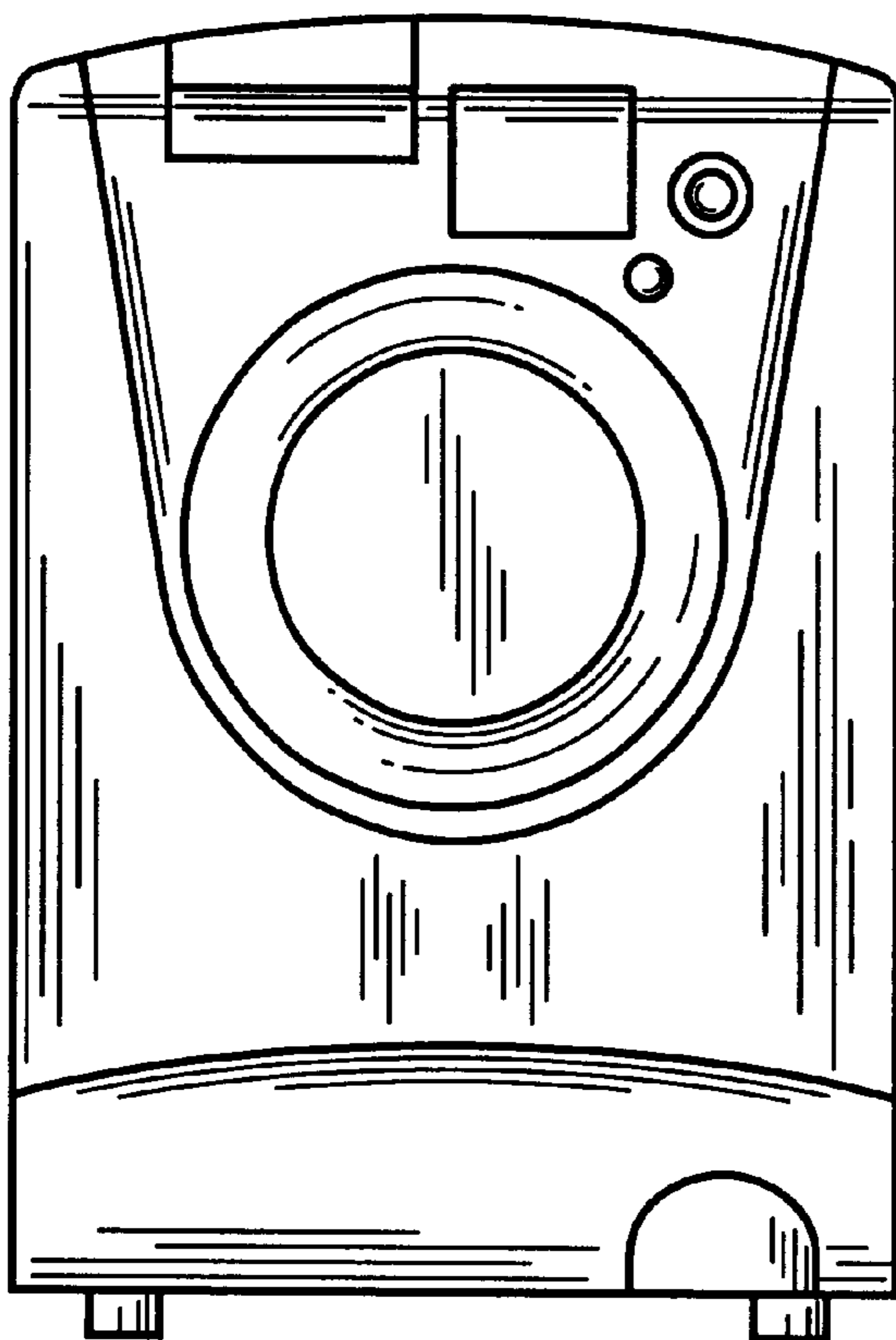
(57) **CLAIM**

The ornamental design for a drum washing machine, as shown and described.

DESCRIPTION

FIG. 1 is a right side elevational view of a drum washing machine showing our new design; FIG. 2 is a front elevational view thereof; FIG. 3 is a left side elevational view thereof; and, FIG. 4 is a top plan view thereof.

1 Claim, 1 Drawing Sheet






FIG. 1

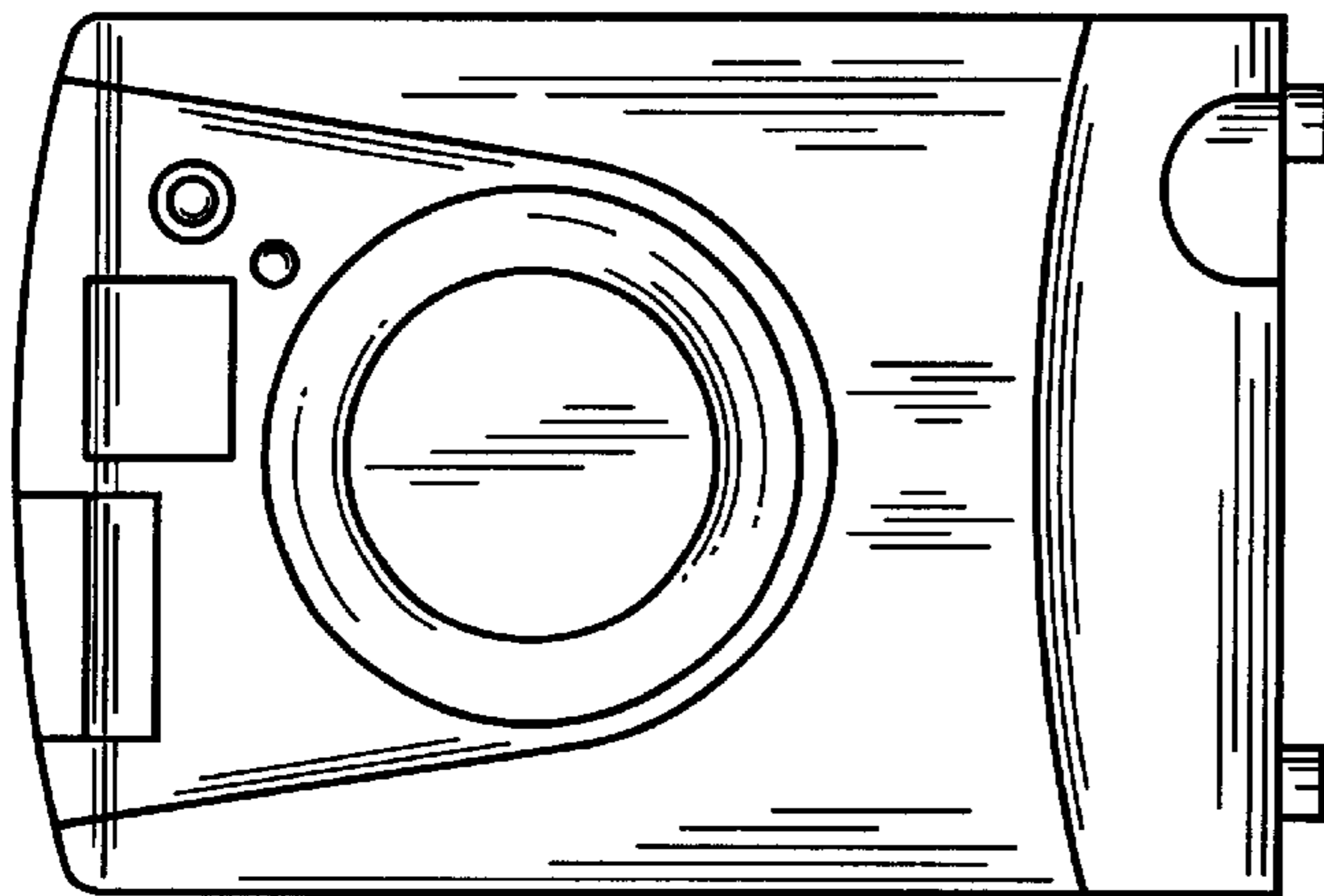


FIG. 2

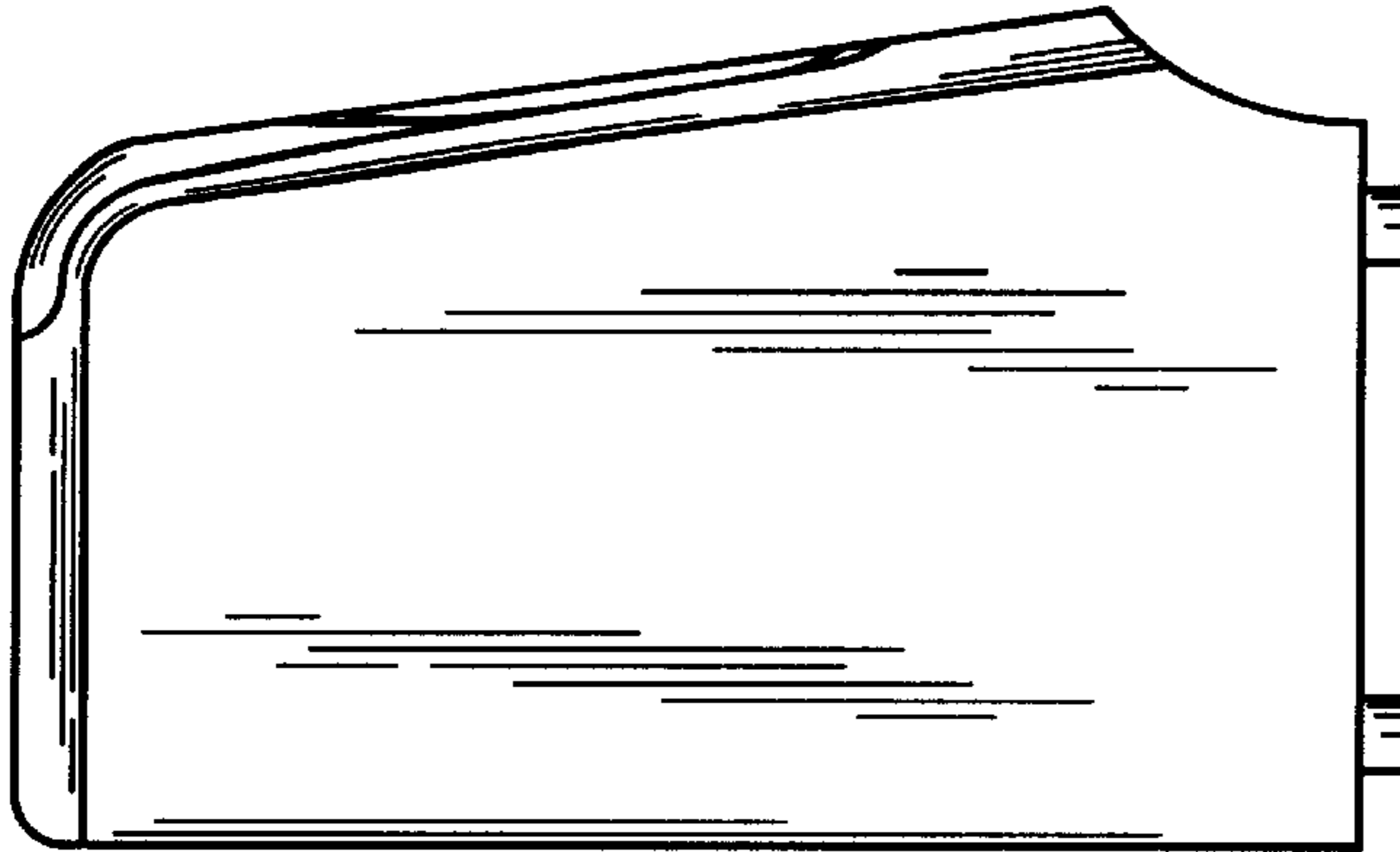


FIG. 3

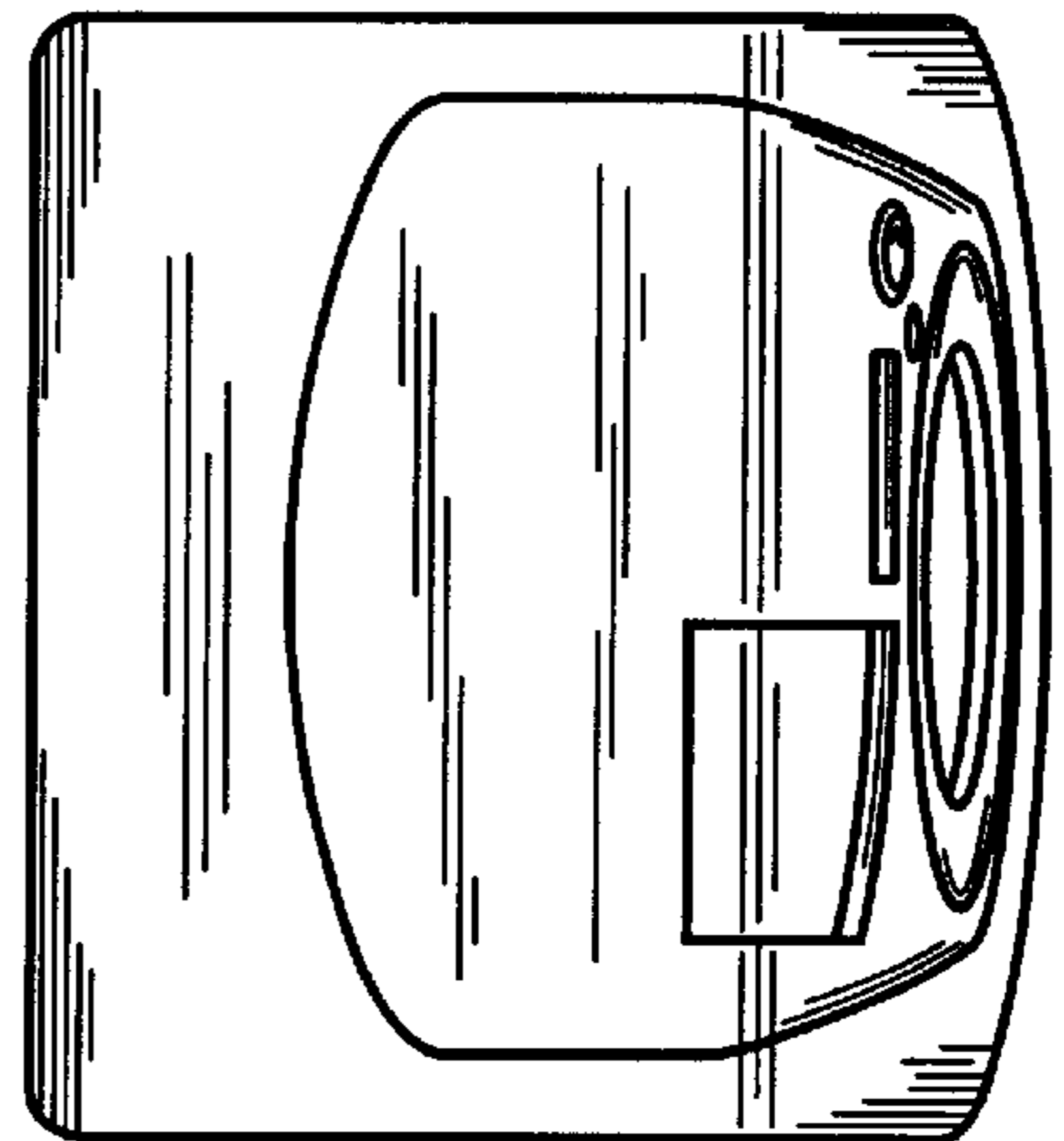


FIG. 4