



US00D465618S

(12) **United States Design Patent**
Galloway

(10) **Patent No.:** **US D465,618 S**

(45) **Date of Patent:** **** *Nov. 12, 2002**

(54) **BAG PICKUP GLOVE**

(76) **Inventor:** **Richard Galloway**, 3229 Skyline Dr.,
Des Moines, IA (US) 50310

(* **Notice:** This patent is subject to a terminal disclaimer.

(**) **Term:** **14 Years**

(21) **Appl. No.:** **29/149,397**

(22) **Filed:** **Oct. 9, 2001**

(51) **LOC (7) Cl.** **02-06**

(52) **U.S. Cl.** **D29/117.1**

(58) **Field of Search** D29/113, 117.1,
D29/117.2, 118-119, 123; D2/610, 615-623;
D24/190; 2/16, 158-160, 161.6, 161.1,
168, 907, 910, 917

(56) **References Cited**

U.S. PATENT DOCUMENTS

D171,063 S * 12/1953 Starek D2/616
4,441,213 A * 4/1984 Trumble et al. 2/16

4,660,228 A * 4/1987 Ogawa et al. 2/168 X
5,186,322 A * 2/1993 Harreld et al. 2/159 X
5,704,670 A * 1/1998 Surplus 2/159 X
6,116,668 A * 9/2000 Carpol 2/160 X
6,203,080 B1 * 3/2001 Surplus 2/159 X
D445,963 S * 7/2001 DeRosa D29/113

* cited by examiner

Primary Examiner—Louis S. Zarfaz

Assistant Examiner—Robert A. Delehanty

(74) *Attorney, Agent, or Firm*—G. Brian Pingel; Camille L. Urban

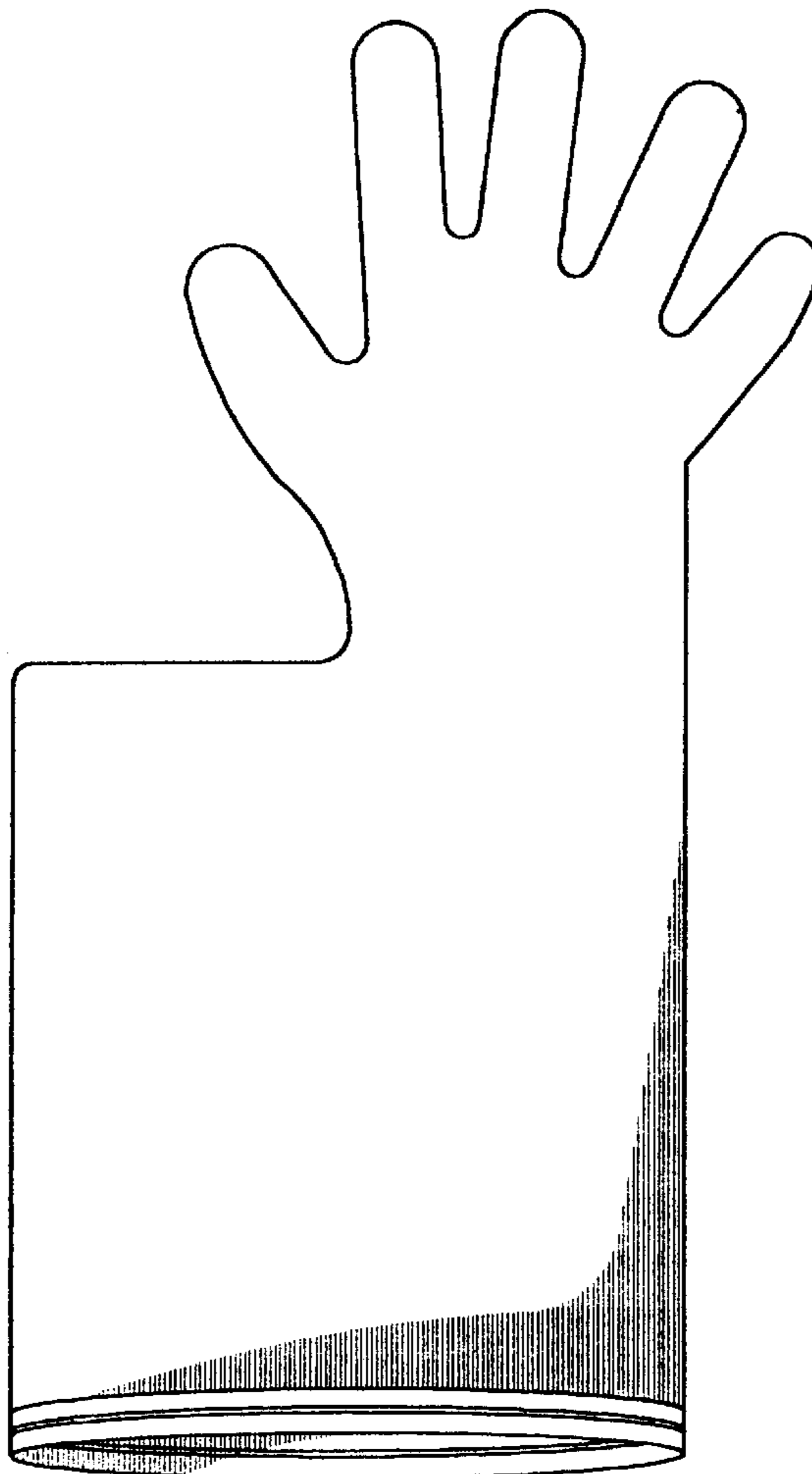
(57) **CLAIM**

The ornamental design for a bag pickup glove, as shown and described.

DESCRIPTION

FIG. 1 is a front side perspective view showing a preferred embodiment of a bag pickup glove of the invention; FIG. 2 is a top view of the bag pickup glove of FIG. 1; and, FIG. 3 is a bottom view of the bag pickup glove of FIG. 1.

1 Claim, 3 Drawing Sheets



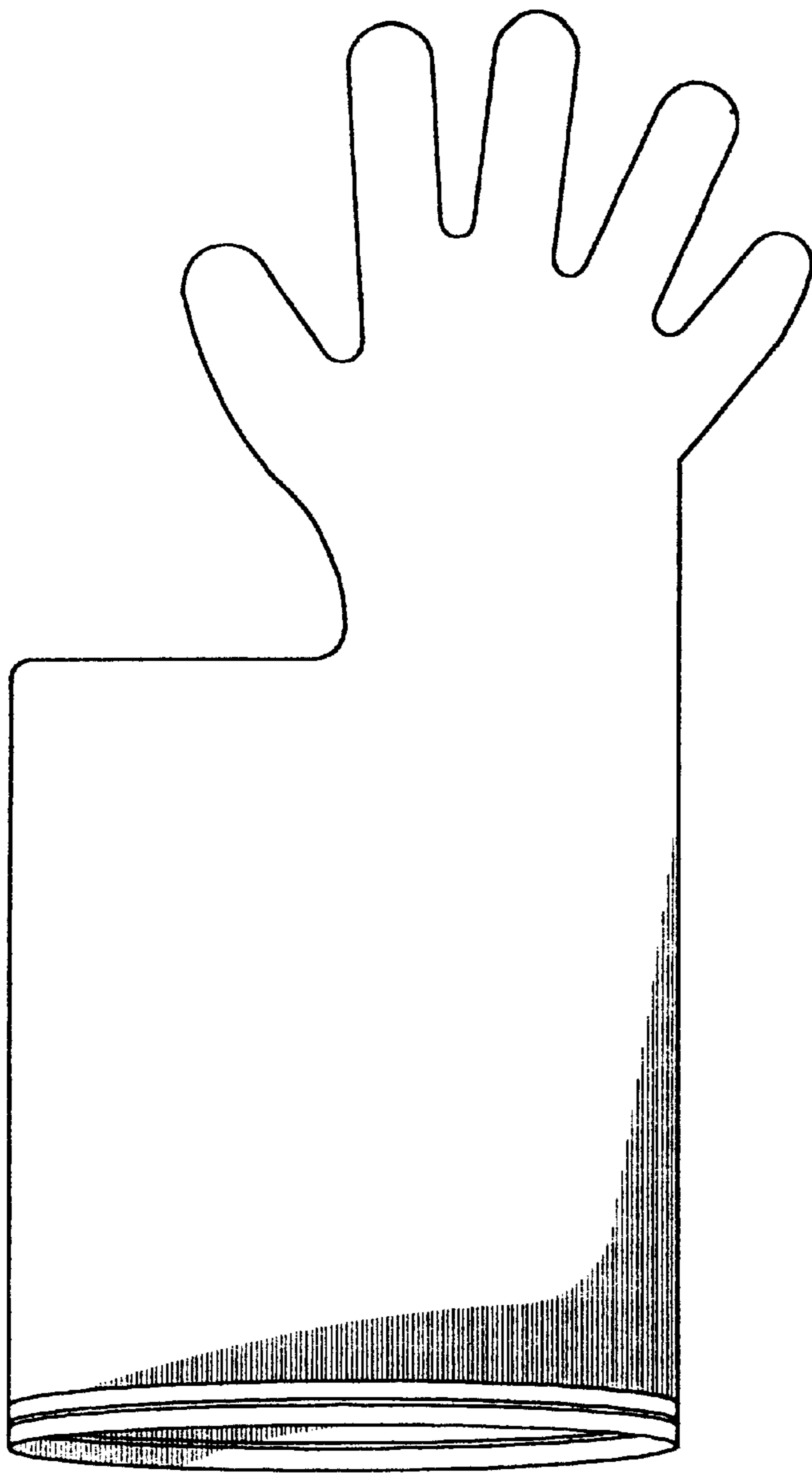


FIG. 1

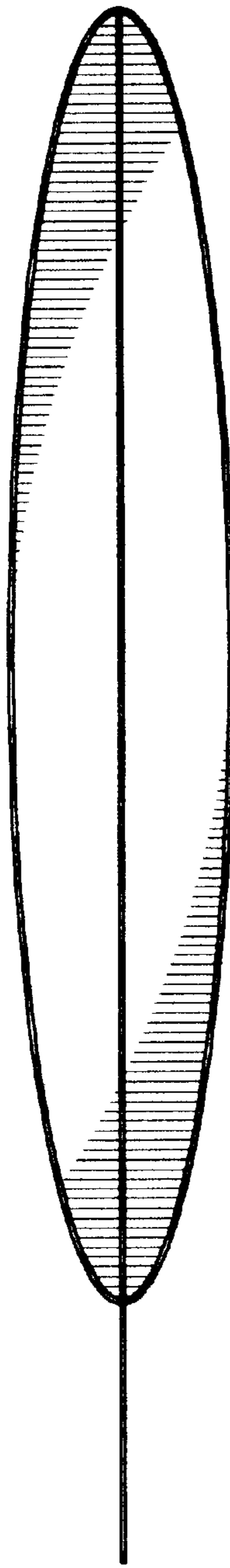


FIG. 2

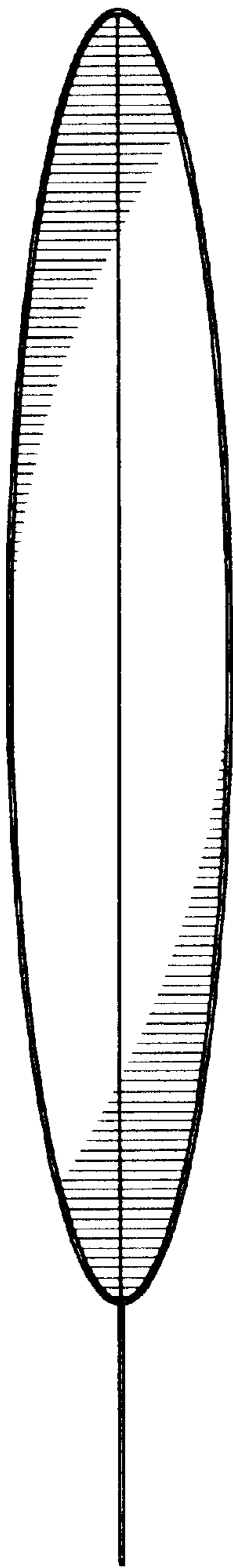


FIG. 3