



US00D465617S

(12) **United States Design Patent**
DeLaup

(10) **Patent No.:** **US D465,617 S**

(45) **Date of Patent:** **** Nov. 12, 2002**

- (54) **WEIGHTLIFTING GLOVE**
- (75) Inventor: **Paul Francis DeLaup**, New Orleans, LA (US)
- (73) Assignee: **Paul F. DeLaup**, Metairie, LA (US)
- (**) Term: **14 Years**
- (21) Appl. No.: **29/153,931**
- (22) Filed: **Jan. 16, 2002**

D117,081 S	*	10/1939	Vaiana	D29/117.1
2,547,388 A	*	4/1951	Griffin	D29/113 X
3,217,332 A	*	11/1965	Gross	D29/113 X
4,754,499 A	*	7/1988	Pirie	2/20
D381,129 S	*	7/1997	Lawrence	D29/115
D396,936 S	*	8/1998	Liss-Daniels	D2/610

* cited by examiner

Primary Examiner—Louis S. Zarfaz
Assistant Examiner—Robert A. Delehanty

Related U.S. Application Data

- (63) Continuation-in-part of application No. 29/130,364, filed on Oct. 2, 2000, now Pat. No. Des. 454,230.
- (51) **LOC (7) Cl.** **29-02**
- (52) **U.S. Cl.** **D29/113**
- (58) **Field of Search** D2/610, 614–615, D2/622–623; D29/113, 115–119, 122–123; D24/190; 2/16–20, 158, 159–161.2, 161.6, 161.7, 165, 167–169

References Cited

U.S. PATENT DOCUMENTS

368,724 A	*	8/1887	Loucks	2/19
1,217,681 A	*	2/1917	Baldrige	2/20
1,766,365 A	*	6/1930	Weiss et al.	2/158 X

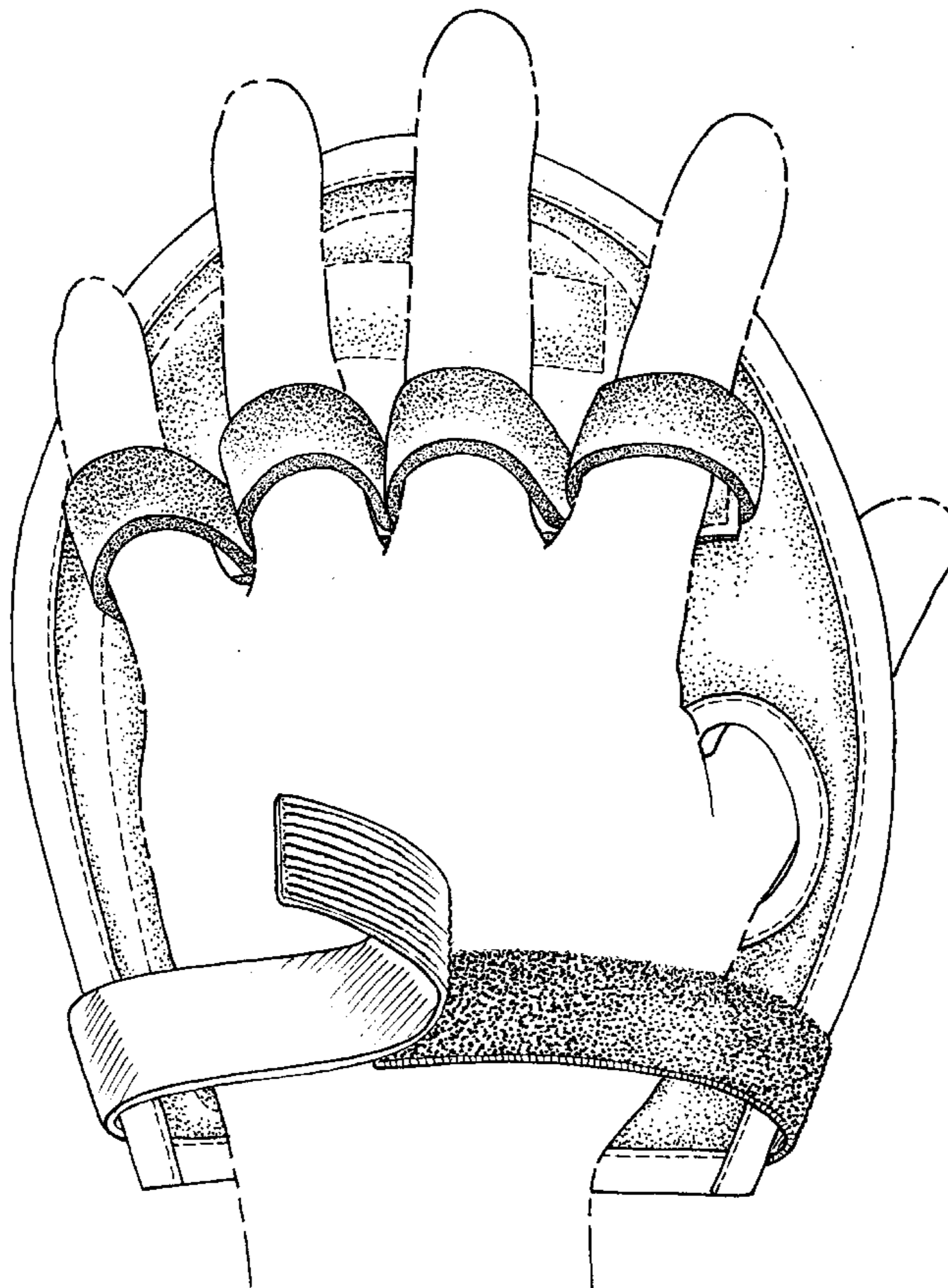
(57) **CLAIM**

The ornamental design for a weightlifting glove, as shown and described.

DESCRIPTION

FIG. 1: A back elevational view of a weightlifting glove showing my new design.
 FIG. 2: A front elevational view thereof.
 FIG. 3 is an enlarged front elevation view shown in condition of use with the two-piece Velcro wristband adhering around the wrist of an inserted hand thereof; and,
 FIG. 4 is an enlarged back elevation view shown in condition of use with the top portion of the glove adhered with Velcro to the lower portion of the glove thereof.
 The broken line showing of a hand is for illustrative purposes only and forms no part of the claimed design.

1 Claim, 3 Drawing Sheets



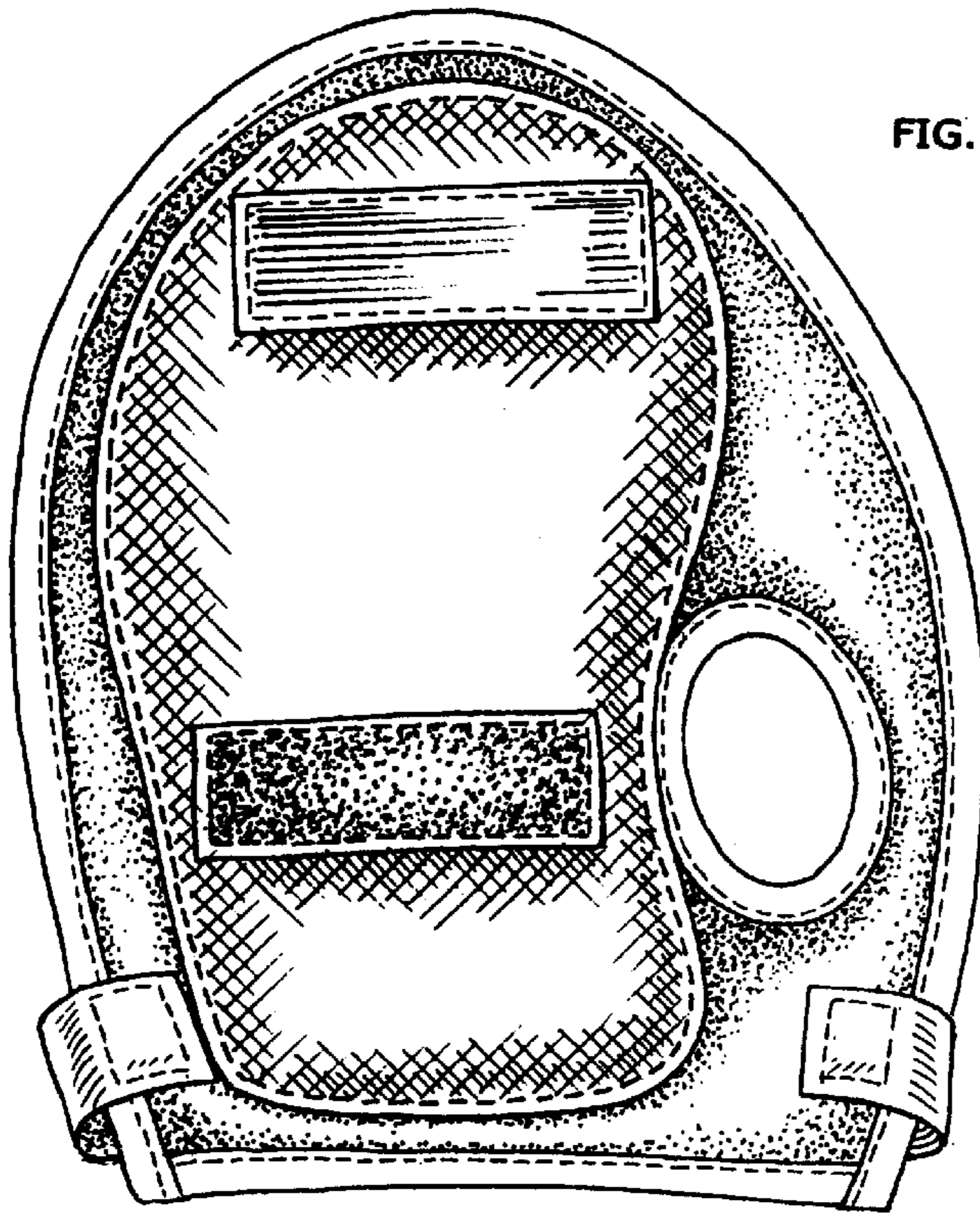


FIG. 1

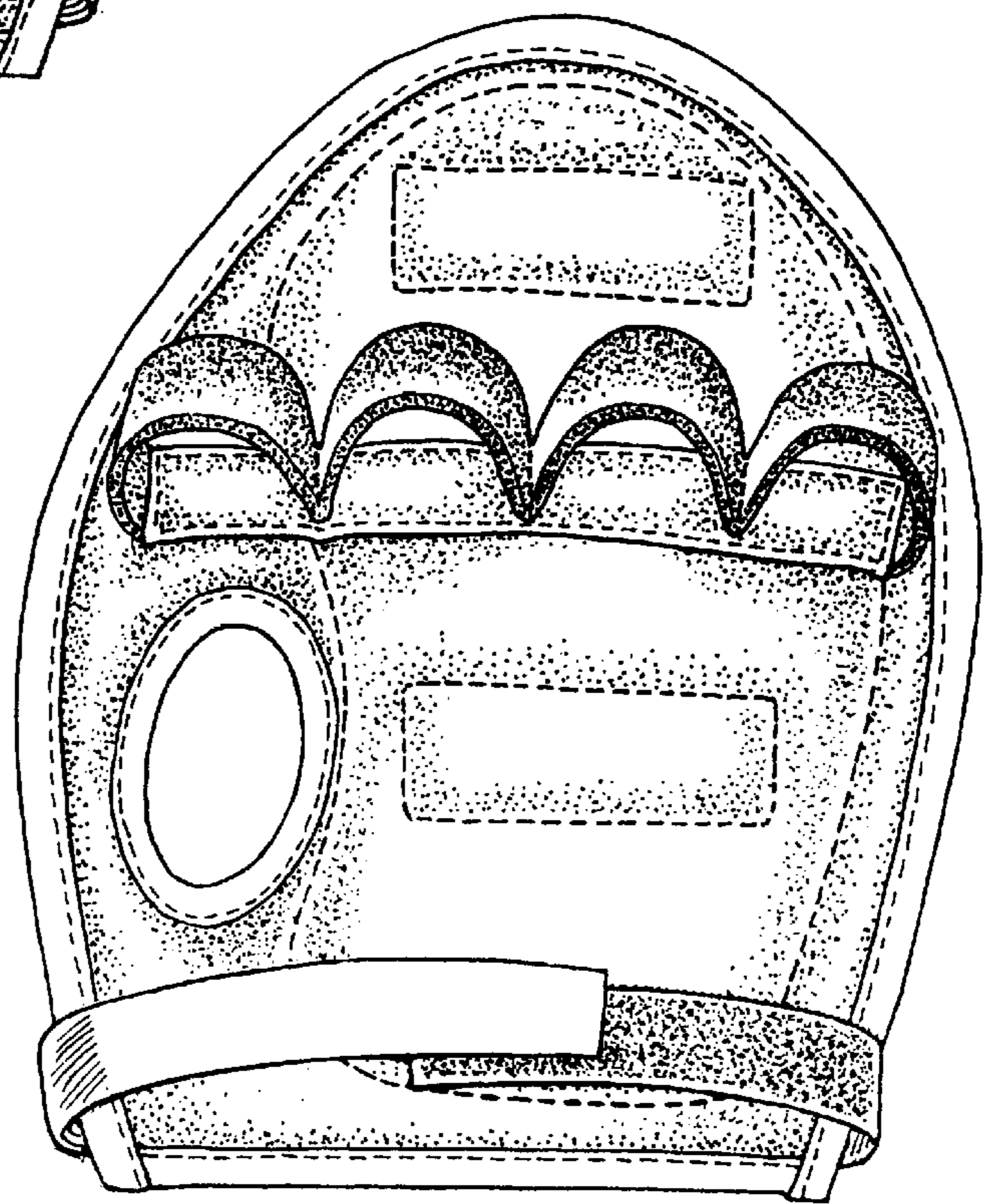


FIG. 2

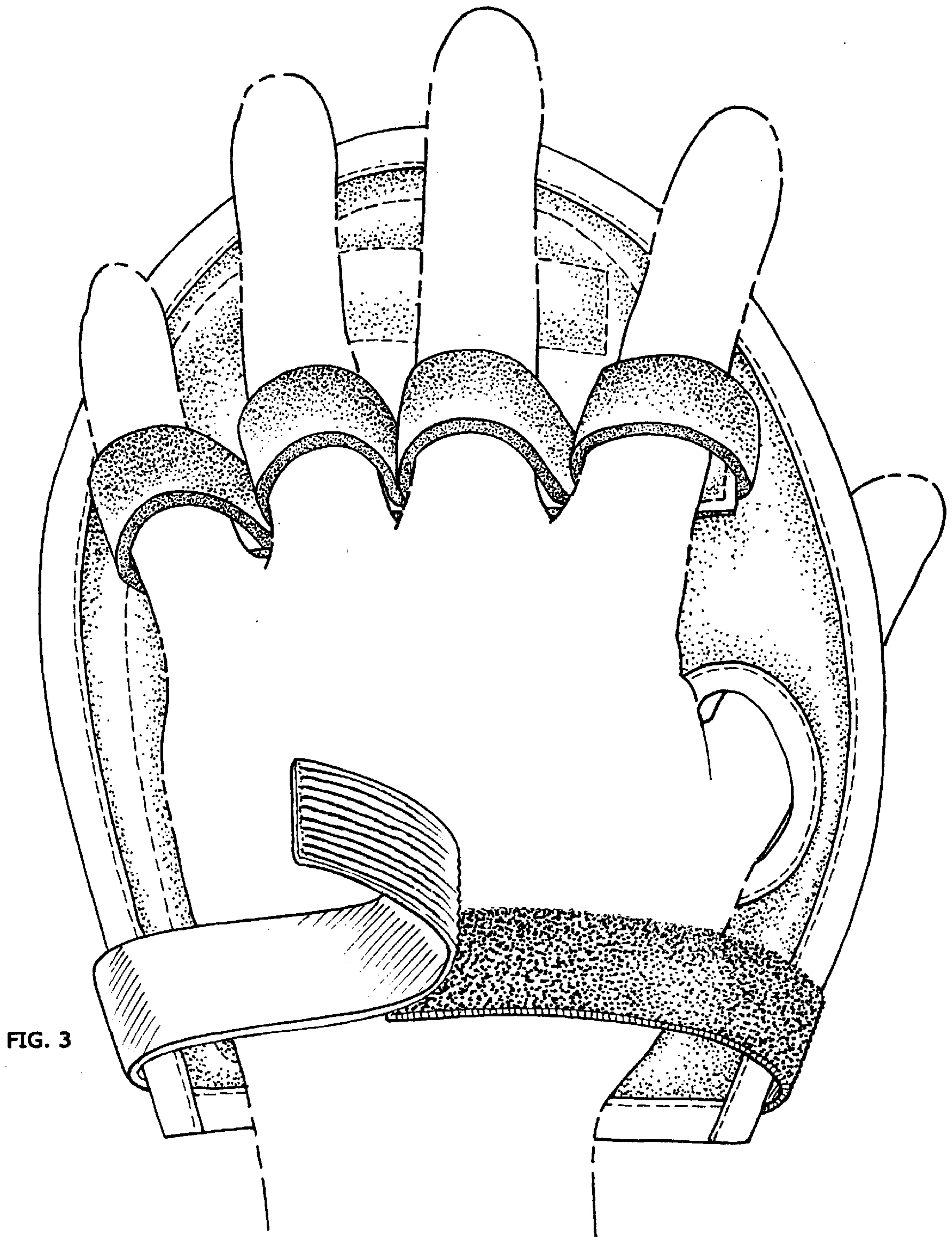


FIG. 3

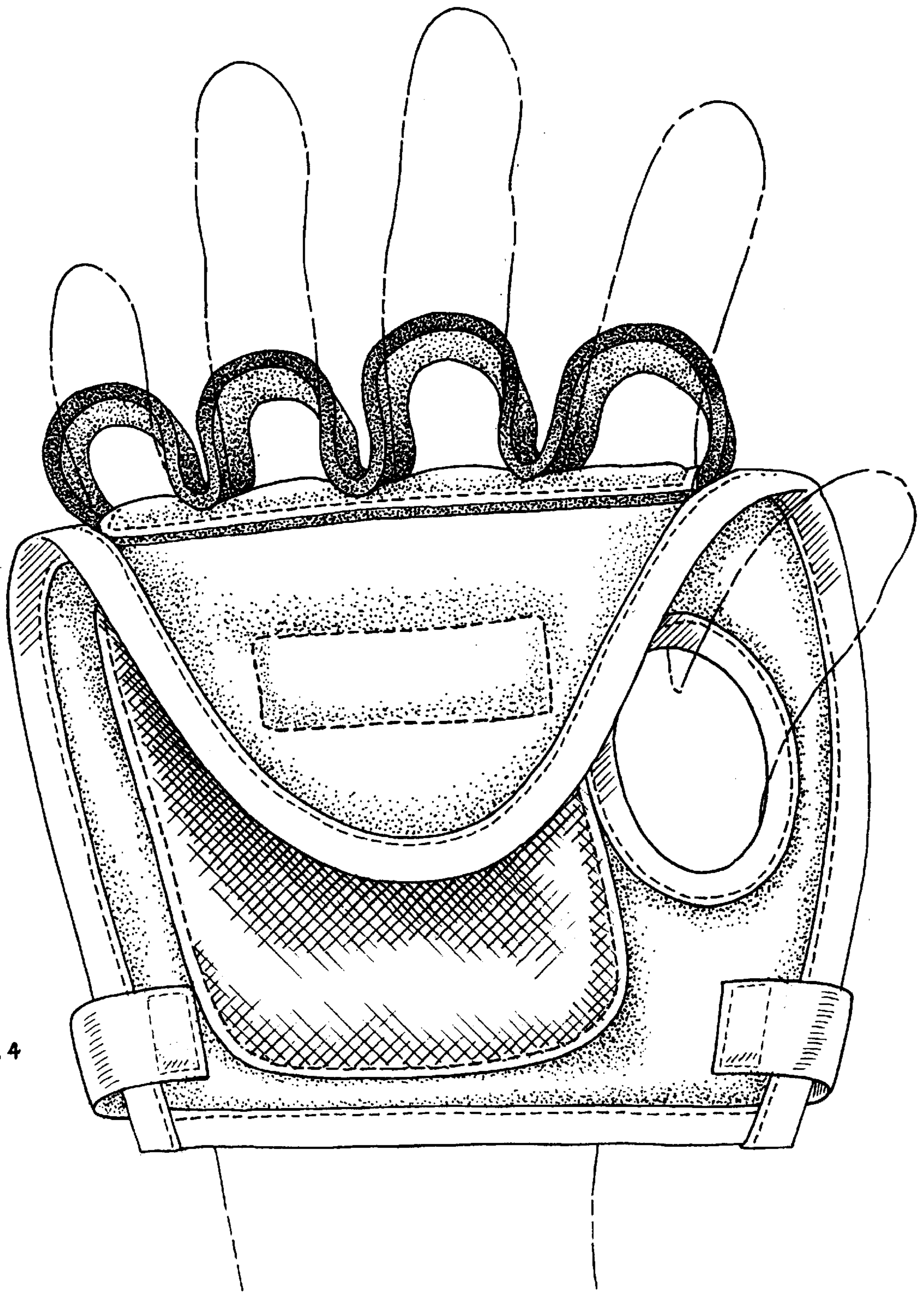


FIG. 4