



US00D465604S

(12) **United States Design Patent** (10) **Patent No.:** **US D465,604 S**
De'Armond (45) **Date of Patent:** **** Nov. 12, 2002**

(54) **LAMP HOUSING**

(75) Inventor: **Robert De'Armond**, Temecula, CA
(US)

(73) Assignee: **Minka Lighting, Inc.**, Corona, CA
(US)

(**) Term: **14 Years**

(21) Appl. No.: **29/150,828**

(22) Filed: **Nov. 29, 2001**

(51) **LOC (7) Cl.** **26-99**

(52) **U.S. Cl.** **D26/129; D26/87**

(58) **Field of Search** D26/72, 80, 85-87,
D26/92, 67, 118, 128, 129; 362/147, 432,
404-408, 362, 363

(56) **References Cited**

U.S. PATENT DOCUMENTS

D78,170 S * 4/1929 Stallbaum
D439,359 S * 3/2001 Feng D26/85

OTHER PUBLICATIONS

Progress Lighting Catalog #124, (c)2000; p. 129, the
Chatam Collection. P3601-3603.*

Taiwan Lighting, Aug. 2000, p. 98, "Aspire".*

U.S. patent application Ser. No. 29/150,827, Robert
De'Armond, filed Nov. 29, 2001.

Minka Lighting, Inc.; The Great Outdoors by Minka-Lavery
Two Thousand One; Jun. 18, 2001; pp. 16, 17; Minka
Lighting, Inc.; U.S.A.

* cited by examiner

Primary Examiner—Alan P. Douglas

Assistant Examiner—Clare E. Heflin

(74) *Attorney, Agent, or Firm*—Jenkins & Gilchrist, P.C.

(57) **CLAIM**

The ornamental design for the lamp housing, as shown and
described.

DESCRIPTION

FIG. 1 is a side elevation view of the lamp housing in
accordance with my design, illustrating a possible environ-
ment for the lamp;


FIG. 2 is a front elevation view of the lamp housing in
accordance with my design;

FIG. 3 is a top plan view of the lamp housing in accordance
with my design; and,

FIG. 4 is a bottom plan view of the lamp housing in
accordance with my design.

The right, left, front and rear elevation views are substan-
tially identical. The broken lines showing environmental
structure are for illustrative purposes only and form no part
of the claimed design.

1 Claim, 2 Drawing Sheets






Fig. 1




Fig.2

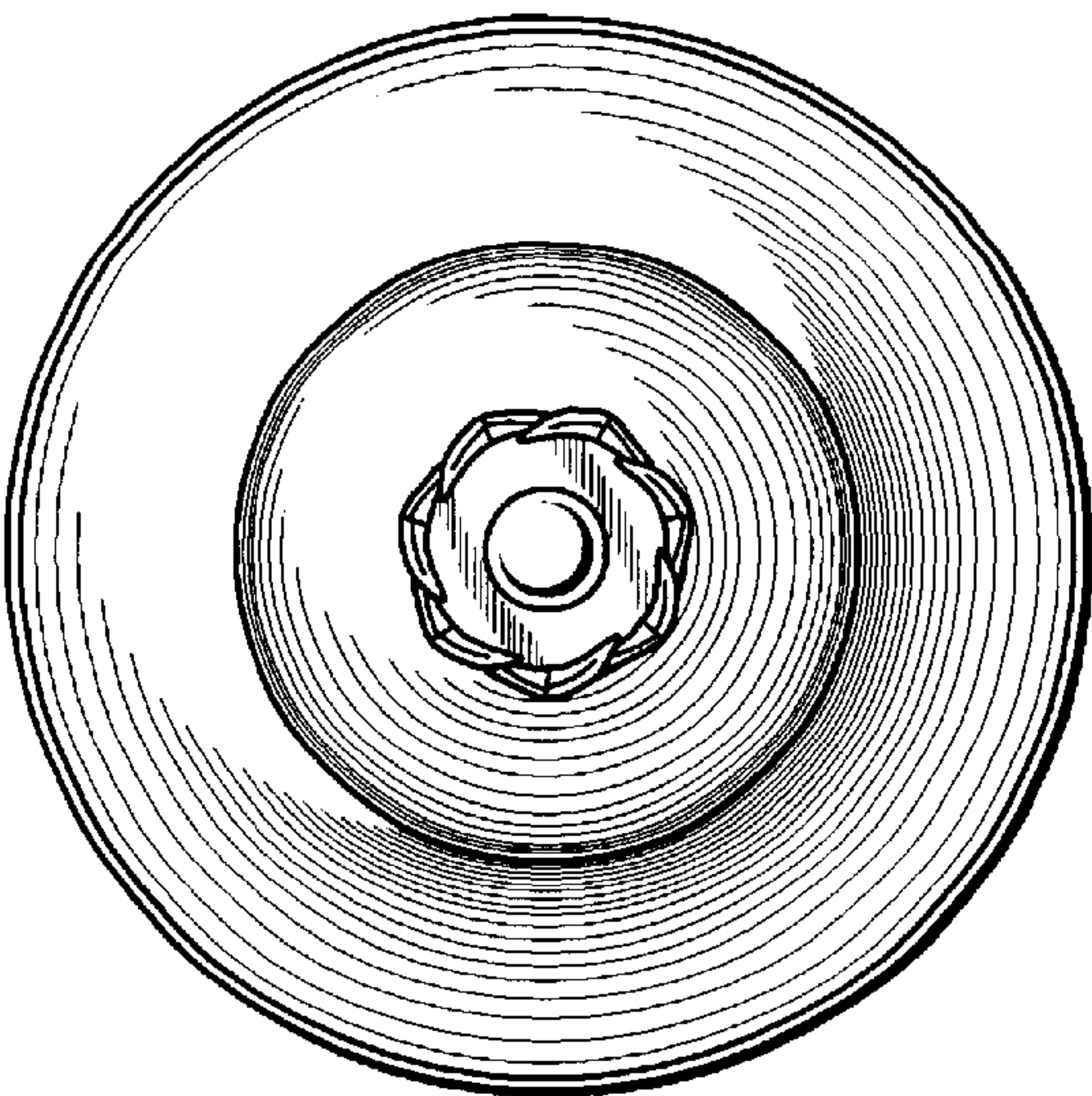


Fig.3

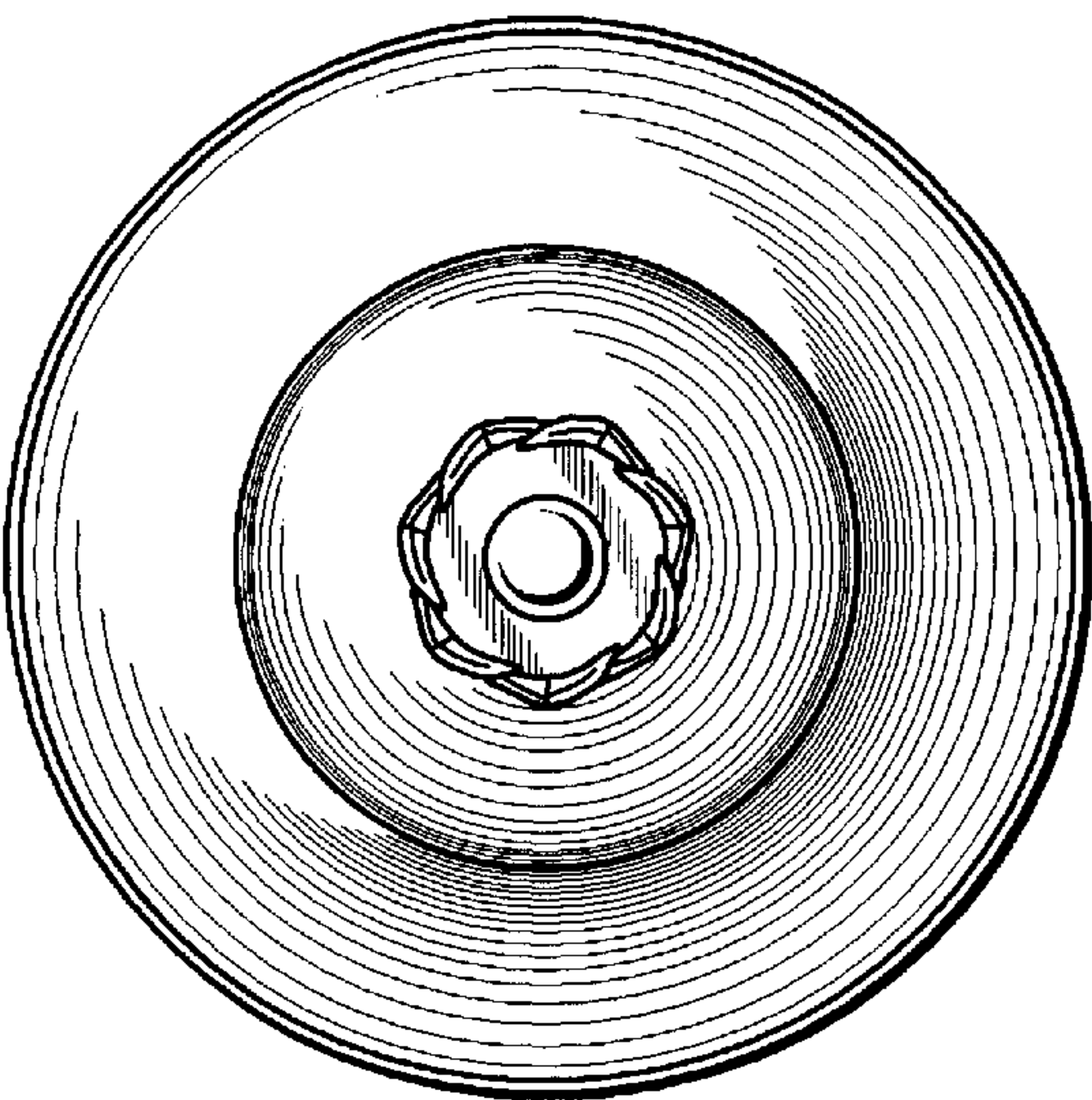


Fig.4