



US00D465603S

(12) **United States Design Patent**
De'Armond

(10) **Patent No.:** **US D465,603 S**

(45) **Date of Patent:** **** Nov. 12, 2002**

(54) **LAMP HOUSING**

(75) **Inventor:** **Robert De'Armond**, Temecula, CA
(US)

(73) **Assignee:** **Minka Lighting, Inc.**, Corona, CA
(US)

(**) **Term:** **14 Years**

(21) **Appl. No.:** **29/148,515**

(22) **Filed:** **Sep. 20, 2001**

(51) **LOC (7) Cl.** **26-99**

(52) **U.S. Cl.** **D26/129; D26/87**

(58) **Field of Search** **D26/72, 80, 85-87,**
D26/92, 67, 118, 129, 128; 362/147, 432,
404-408, 362, 363

(56) **References Cited**

U.S. PATENT DOCUMENTS

- D63,164 S * 10/1923 Ohm
- D67,334 S * 5/1925 Bell
- D446,594 S * 8/2001 Phillips D26/72
- D454,972 S * 3/2002 DeArmond D26/87

OTHER PUBLICATIONS

- Home Lighting & Accessories, Jun. 2001, p. 82, Hinkley Lighting's "Georgetown" lantern #3210TM.*
- Home Lighting & Accessories, Jun. 2001, p. 221, Lantern in center of photo.*
- U.S. patent application Ser. No. 29/148,517 filed Sep. 20, 2001, Robert De'Armond.

U.S. patent application Ser. No. 29/148,527 filed Sep. 20, 2001, Robert De'Armond.

U.S. patent application Ser. No. 29/148,516 filed Sep. 20, 2001, Robert De'Armond.

* cited by examiner

Primary Examiner—Alan P. Douglas

Assistant Examiner—Clare E. Heflin

(74) *Attorney, Agent, or Firm*—Jenkins & Gilchrist, P.C.

(57) **CLAIM**

The ornamental design for the lamp housing, as shown and described.

DESCRIPTION

FIG. 1 is a side elevation view of the lamp housing in accordance with my design, illustrating a possible environment for the lamp;

FIG. 2 is a side elevation view of the lamp housing in accordance with my design;

FIG. 3 is a top plan view of the lamp housing in accordance with my design;


FIG. 4 is a bottom plan view of the lamp housing in accordance with my design;

FIG. 5 is a front elevation view of the lamp housing in accordance with my design; and,

FIG. 6 is a rear elevation view of the lamp housing in accordance with my design.

The right and left elevation views are symmetrical. The broken lines showing environmental structure are for illustrative purposes only and form no part of the claimed design.

1 Claim, 3 Drawing Sheets






Fig. 1

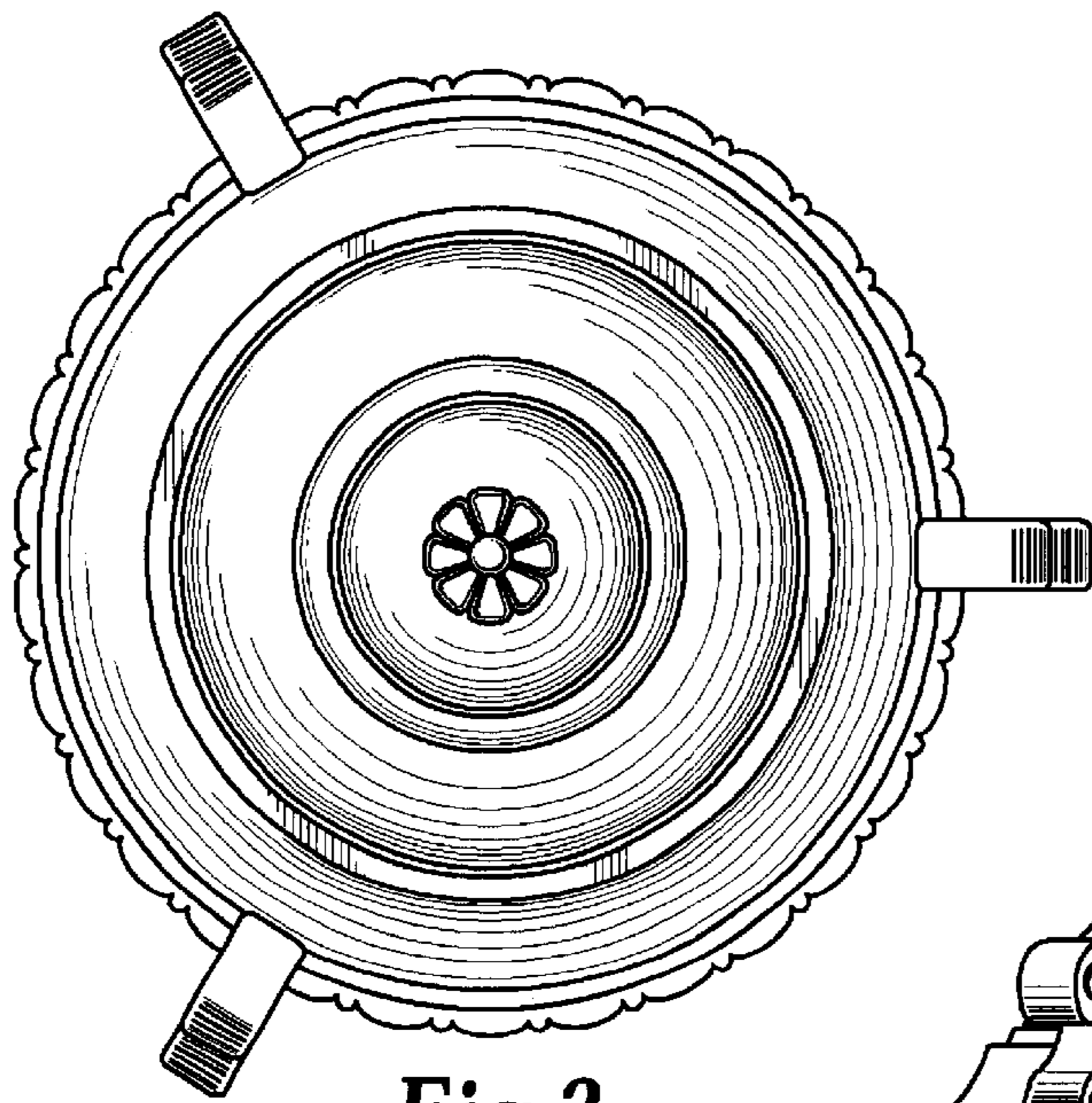


Fig.3

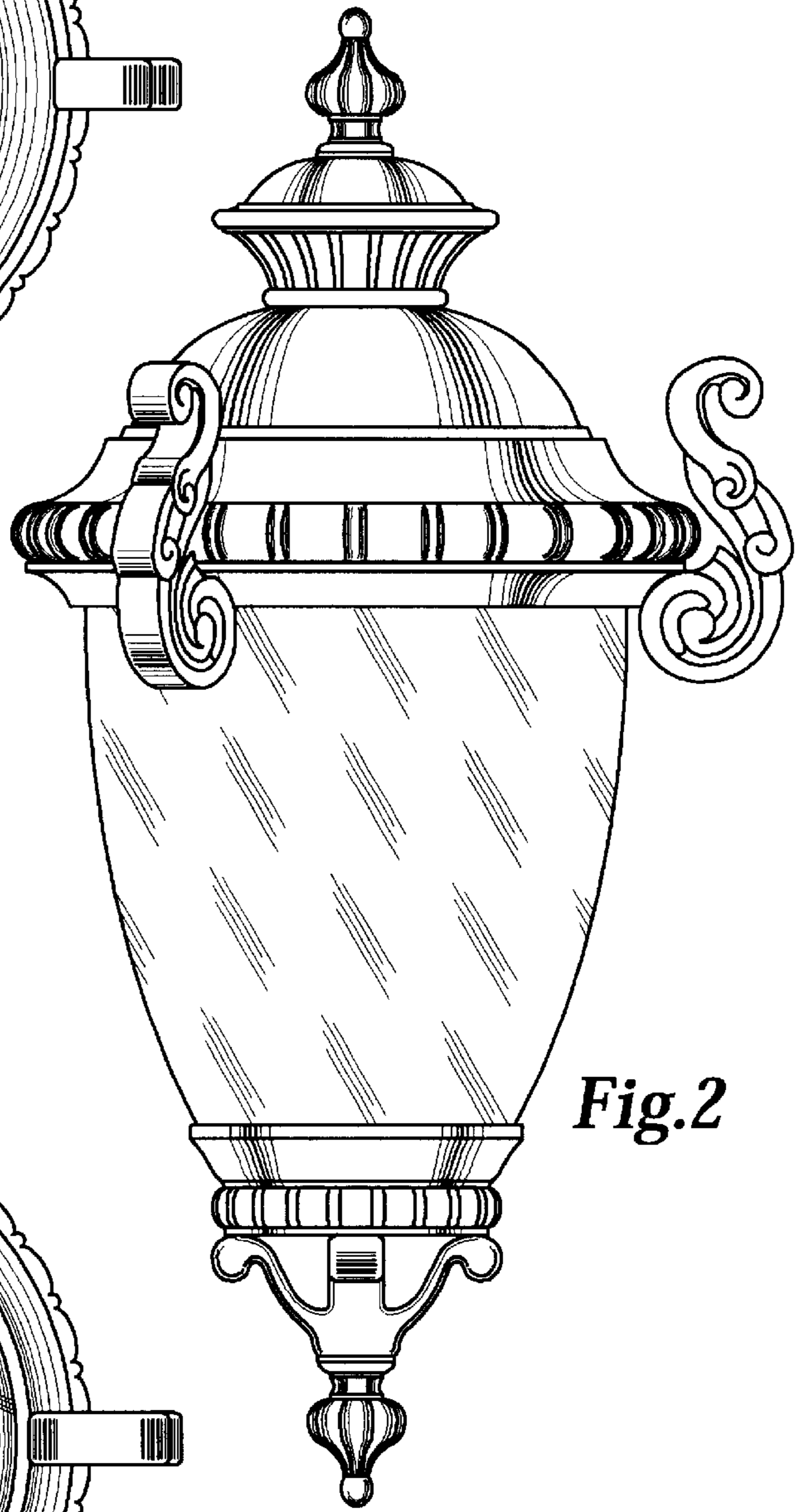


Fig.2

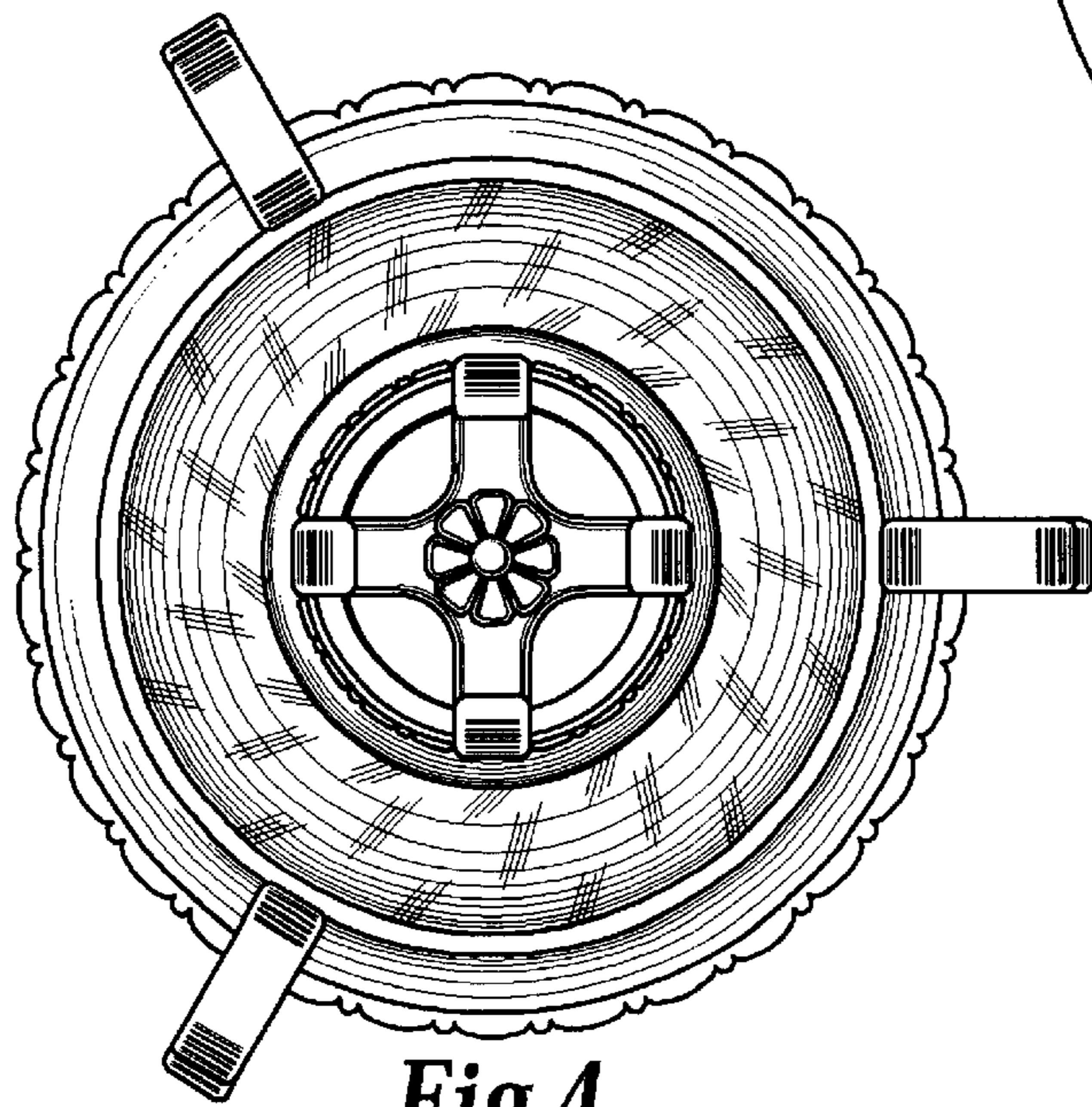


Fig.4

