



US00D465602S

(12) **United States Design Patent**
Lee

(10) **Patent No.:** **US D465,602 S**

(45) **Date of Patent:** **** Nov. 12, 2002**

(54) **LAMPSHADE**

(76) **Inventor:** **Ying-Jue Lee**, 7, Lane 530, Chung Hua Road, Sec. 1, Pa Li, Taipei Hsien (TW)

(**) **Term:** **14 Years**

(21) **Appl. No.:** **29/147,244**

(22) **Filed:** **Aug. 27, 2001**

(51) **LOC (7) Cl.** **26-99**

(52) **U.S. Cl.** **D26/129**

(58) **Field of Search** **D26/118-137;**
362/348, 350, 351, 355, 363

(56) **References Cited**

U.S. PATENT DOCUMENTS

D48,805 S	*	4/1916	Adam	D26/133
D371,627 S	*	7/1996	Jaspers-Fayer	D26/133
D434,520 S	*	11/2000	Milicia	D26/129
D444,590 S	*	7/2001	Lee	D26/131

OTHER PUBLICATIONS

Item 2544, Minka Lavery Catalog, Oct. 2000, p. 263.*

* cited by examiner

Primary Examiner—Jennifer Rivard

(74) *Attorney, Agent, or Firm*—Troxell Law Office PLLC

(57) **CLAIM**

The ornamental design for a lampshade, as shown.

DESCRIPTION

FIG. 1 is a front perspective view of a lampshade showing my new design;

FIG. 2 is a front elevational view thereof;

FIG. 3 is a rear elevational view thereof;


FIG. 4 is a left side elevational view thereof;

FIG. 5 is a right side elevational view thereof;

FIG. 6 is a top plan view thereof; and,

FIG. 7 is a bottom plan view thereof.

1 Claim, 7 Drawing Sheets






FIG.1




FIG. 2

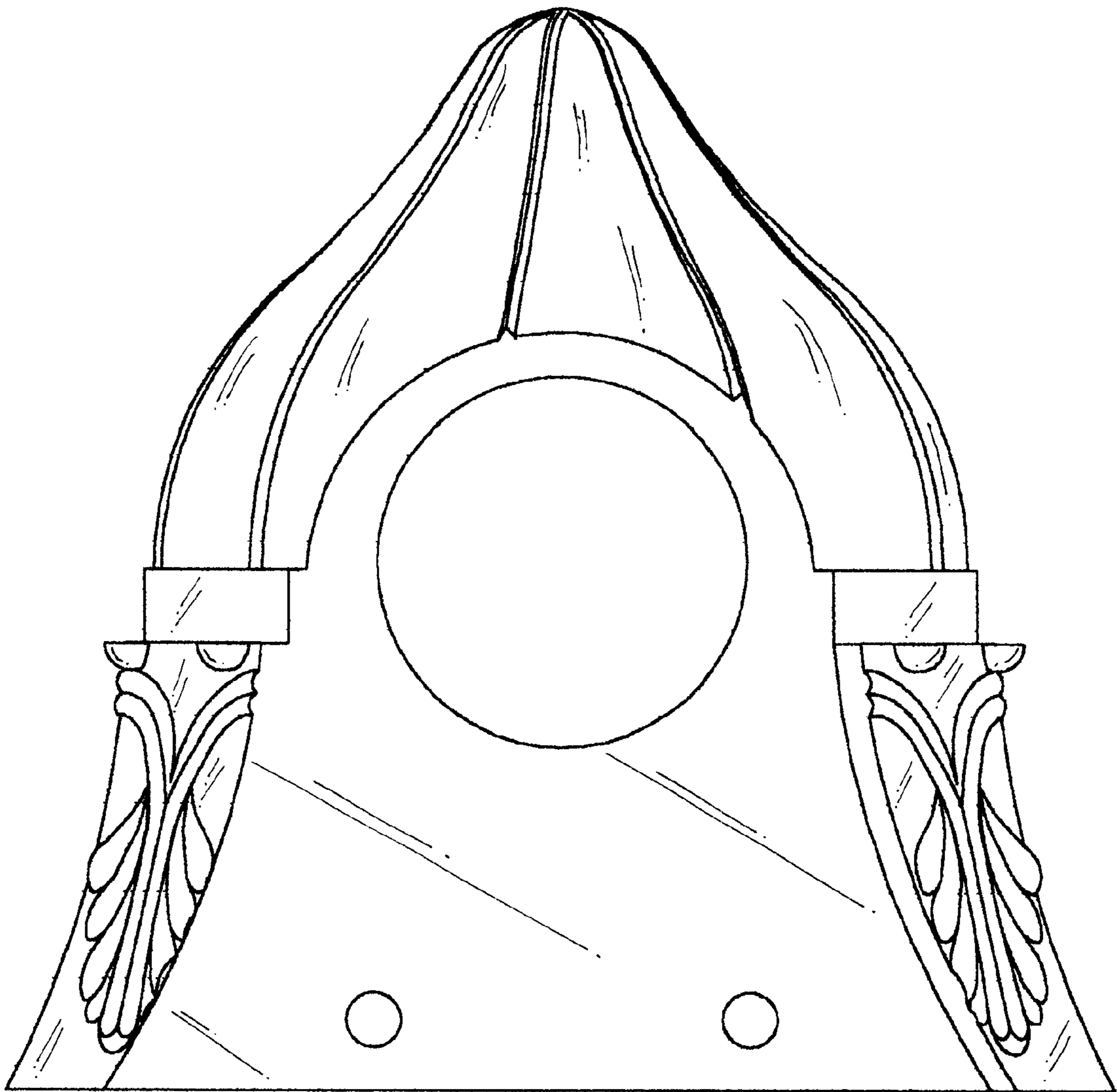


FIG. 3




FIG. 4




FIG. 5




FIG. 6

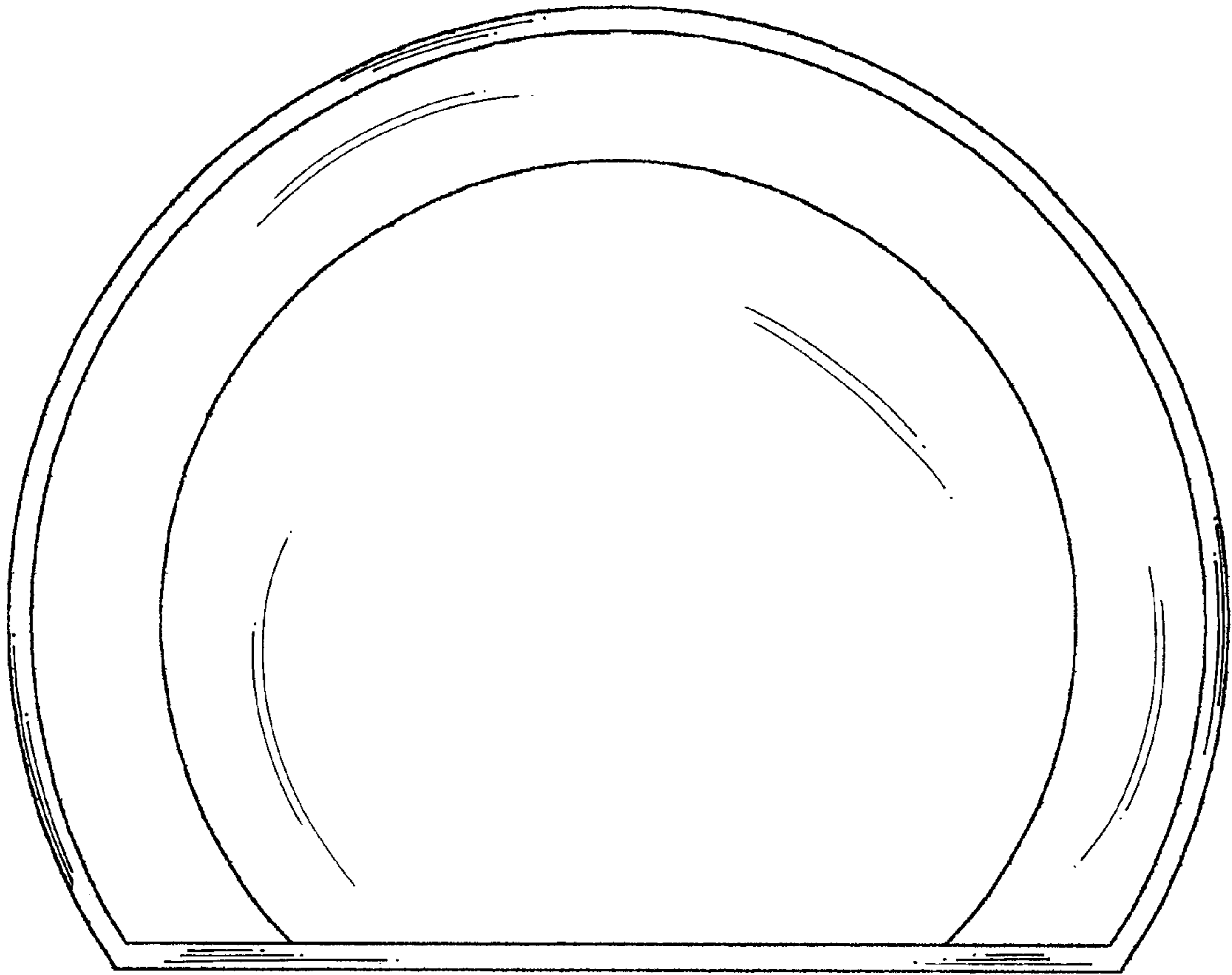


FIG. 7