



US00D465591S

(12) **United States Design Patent**
Krieger et al.

(10) **Patent No.:** **US D465,591 S**

(45) **Date of Patent:** **** Nov. 12, 2002**

(54) **FISH-SHAPED LED LIGHT WITH TAIL CLASP**

D445,518 S * 7/2001 Warden D26/38
D445,928 S * 7/2001 Sharrah et al. D26/38

(75) Inventors: **Michael Krieger**, Miami Beach, FL (US); **Kevin Ellsworth**, Hollywood, FL (US)

* cited by examiner

Primary Examiner—Marcus A. Jackson

(74) *Attorney, Agent, or Firm*—Venable; Robert Kinberg

(73) Assignee: **Vector Products, Inc.**, Ft. Lauderdale, FL (US)

(57) **CLAIM**

(**) Term: **14 Years**

The ornamental design for a fish-shaped LED light with tail clasp, as shown and described.

(21) Appl. No.: **29/145,220**

DESCRIPTION

(22) Filed: **Jul. 19, 2001**

FIG. 1 is a perspective view from the front-top-right of the fish-shaped LED light with tail clasp showing our new design;

(51) **LOC (7) Cl.** **26-02**

(52) **U.S. Cl.** **D26/38**

(58) **Field of Search** D26/1, 2, 3, 4, D26/37-50, 101, 125, 127; 362/122, 124, 806, 808

FIG. 2 is a front view of the design shown in FIG. 1;

FIG. 3 is a rear view from of the design shown in FIG. 1;

FIG. 4 is a right side view of the design shown in FIG. 1;

FIG. 5 is a left side view of the design shown in FIG. 1;

FIG. 6 is a top view of the design shown in FIG. 1 of the design shown in FIG. 1; and,

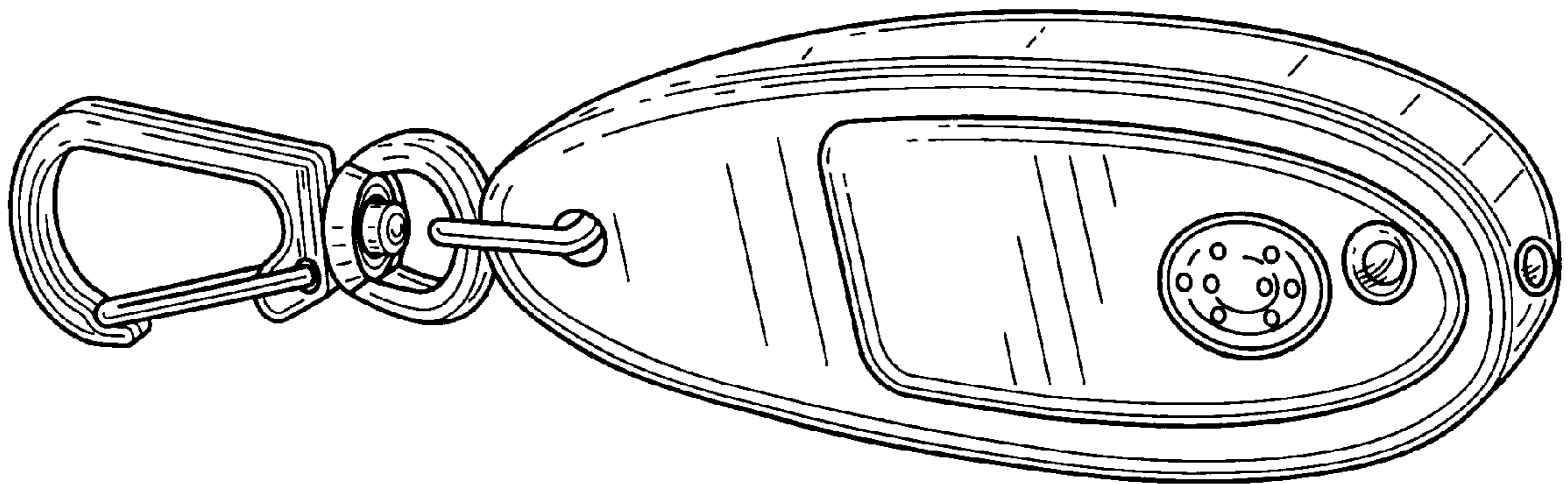
FIG. 7 is a bottom view of the design shown in FIG. 1.

(56) **References Cited**

U.S. PATENT DOCUMENTS

D442,305 S * 5/2001 Warden D26/38

1 Claim, 2 Drawing Sheets



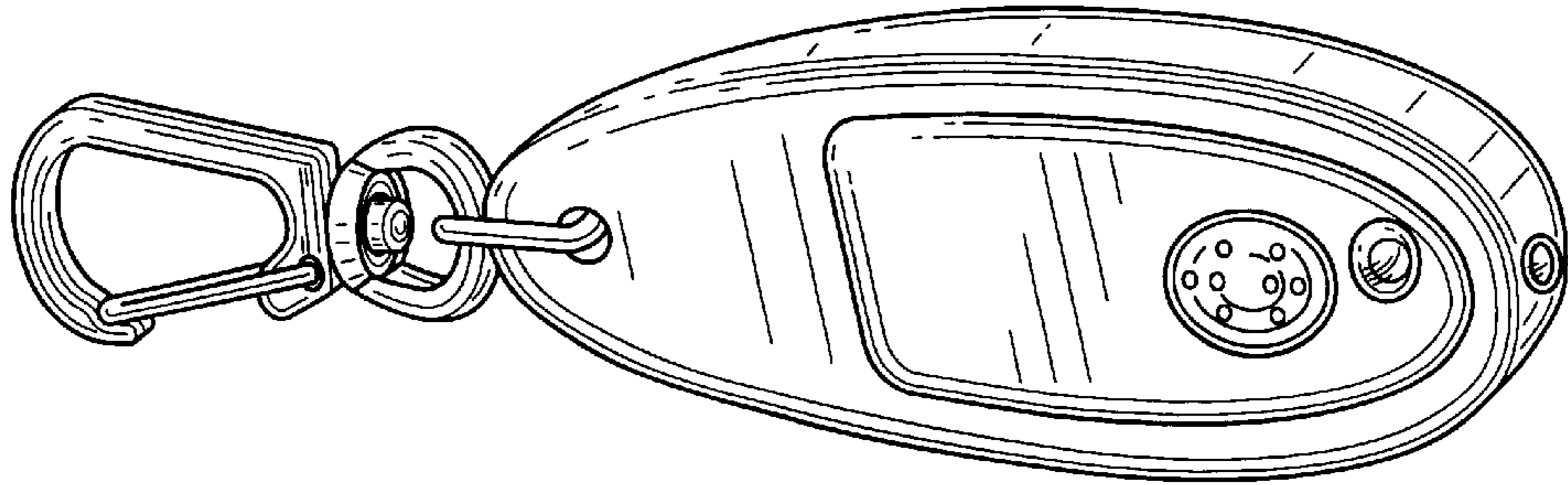


FIG. 1

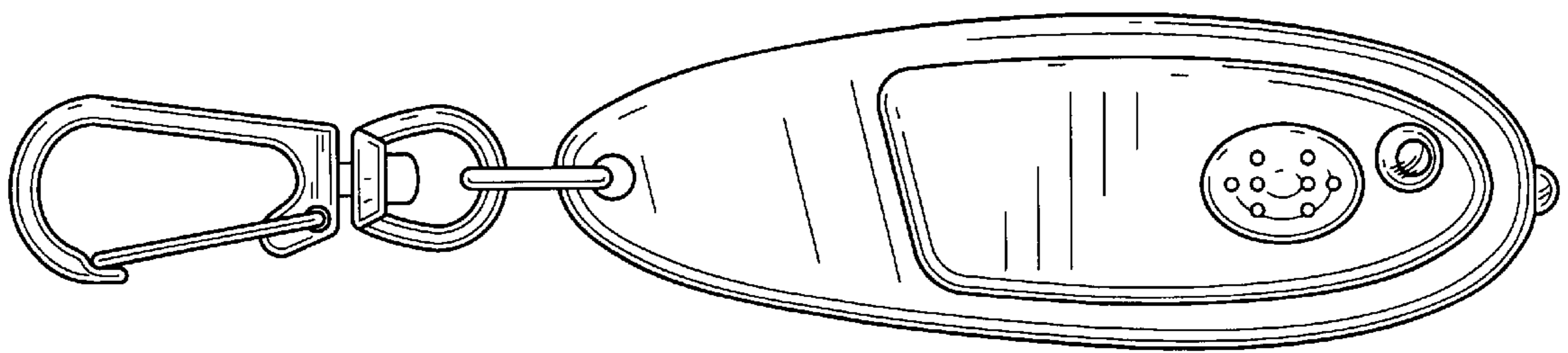


FIG. 2

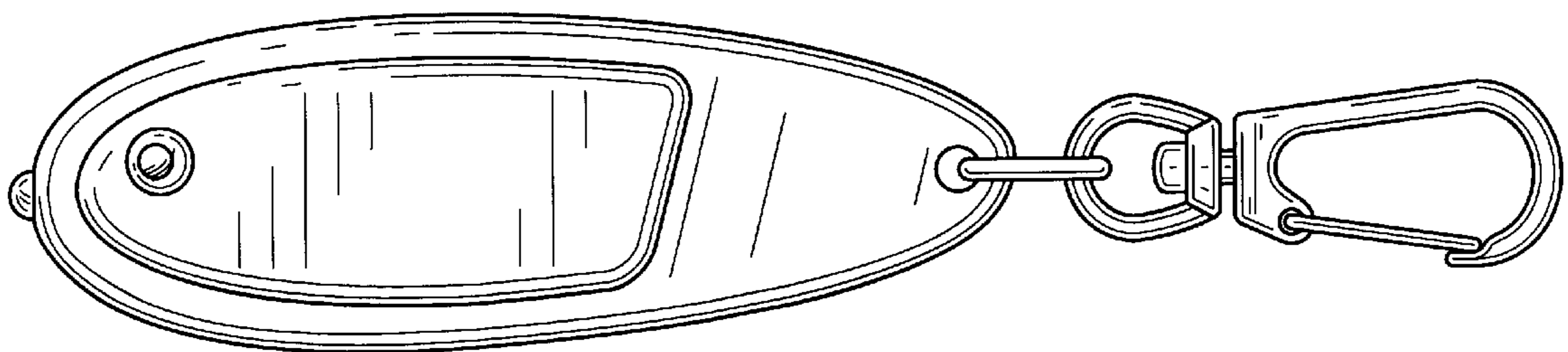


FIG. 3

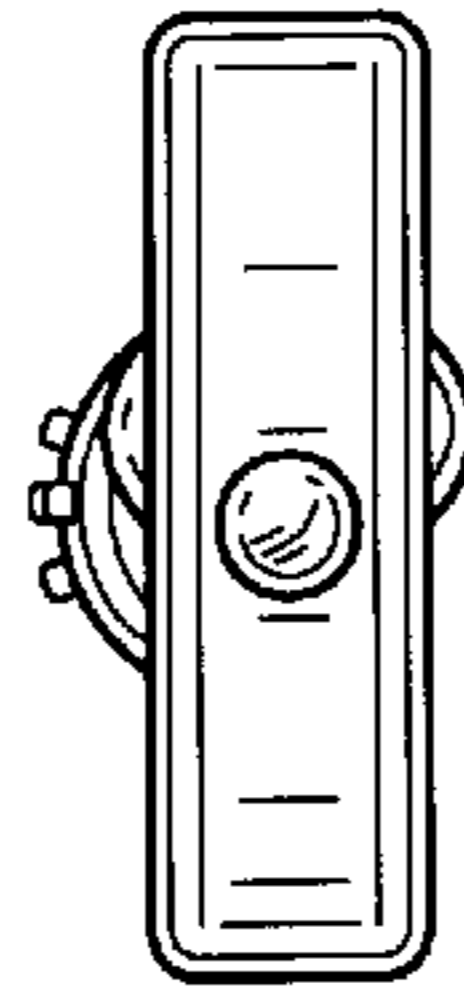


FIG. 4




FIG. 5

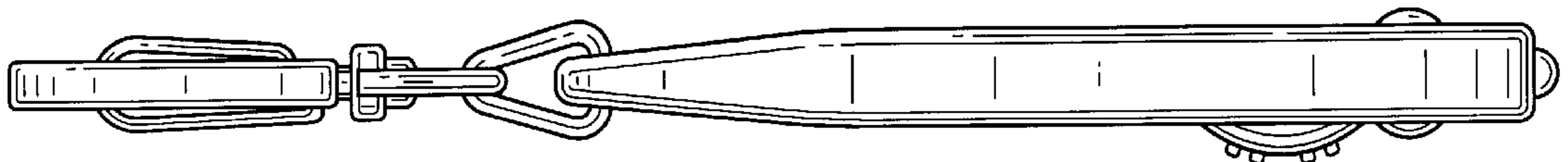


FIG. 6

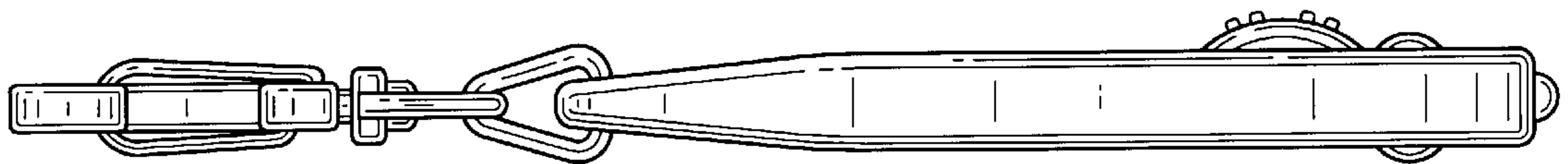


FIG. 7