



US00D465541S

(12) **United States Design Patent**
Surrusco

(10) **Patent No.:** **US D465,541 S**

(45) **Date of Patent:** **** Nov. 12, 2002**

(54) **REFLECTIVE ARROW FLETCHING**

D418,191 S 12/1999 Delmonte

(76) Inventor: **Charles Surrusco**, 47 Tuscany Dr.,
Jackson, NJ (US) 08527

* cited by examiner

(**) Term: **14 Years**

Primary Examiner—Louis S. Zarfes
Assistant Examiner—Monica A. Weingart
(74) *Attorney, Agent, or Firm*—Richard C. Litman

(21) Appl. No.: **29/149,011**

(57) **CLAIM**

(22) Filed: **Oct. 2, 2001**

The ornamental design for a reflective arrow fletching, as shown and described.

(51) **LOC (7) Cl.** **22-03**

(52) **U.S. Cl.** **D22/115**

(58) **Field of Search** D22/100, 107,
D22/115, 199; D21/570, 571; 473/578,
585, 586; 124/31

DESCRIPTION

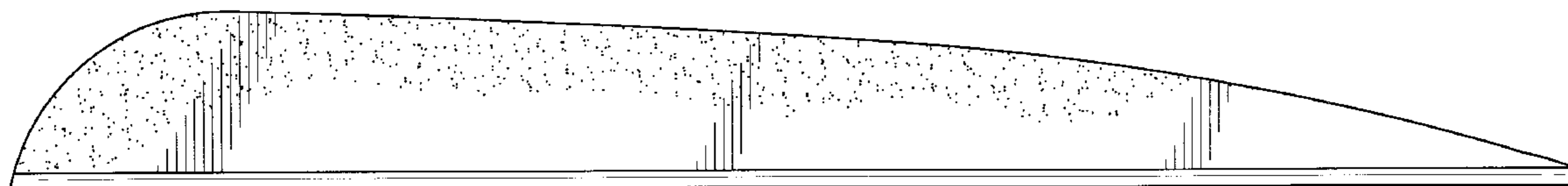
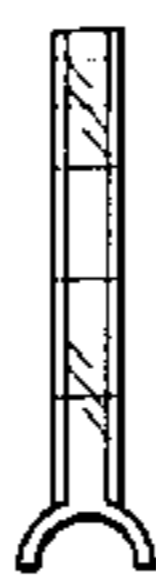
FIG. 1 is an environmental right side view of a reflective arrow fletching showing my new design;
FIG. 2 is a top view thereof;
FIG. 3 is a front elevational view thereof;
FIG. 4 is a rear elevational view thereof;
FIG. 5 is a right side elevational view with the left side being a mirror image thereof; and,
FIG. 6 is a bottom view thereof.
The broken line showing of the arrow in FIG. 1 is for illustrative purposes only and forms no part of the claimed design.

(56) **References Cited**

U.S. PATENT DOCUMENTS

2,796,262	A	*	6/1957	Folberth, Jr. et al.	473/586
3,667,758	A	*	6/1972	Bengtsson		
D243,527	S	*	3/1977	Schnipke	D22/115
4,392,654	A		7/1983	Carella		
4,477,084	A	*	10/1984	Austin	473/586
5,024,448	A	*	6/1991	Barrie	473/586
5,443,273	A	*	8/1995	Lovorn	473/586

1 Claim, 2 Drawing Sheets



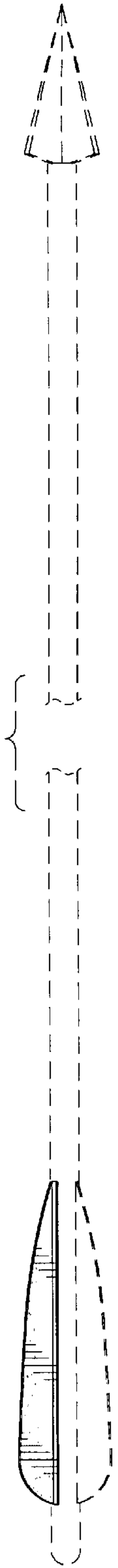


Fig. 1



Fig. 2

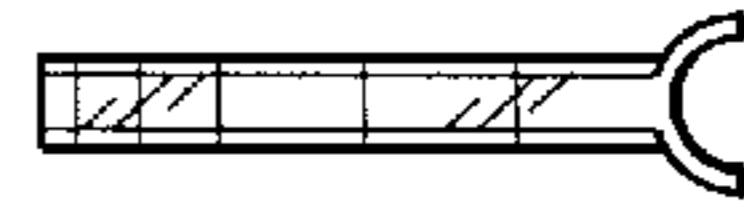


Fig. 3

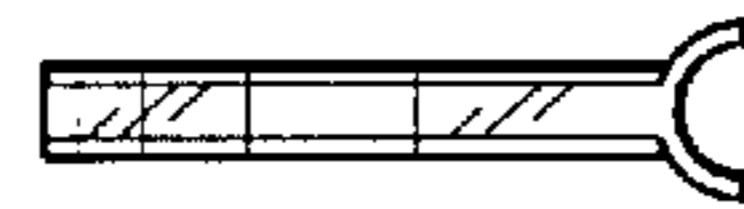


Fig. 4

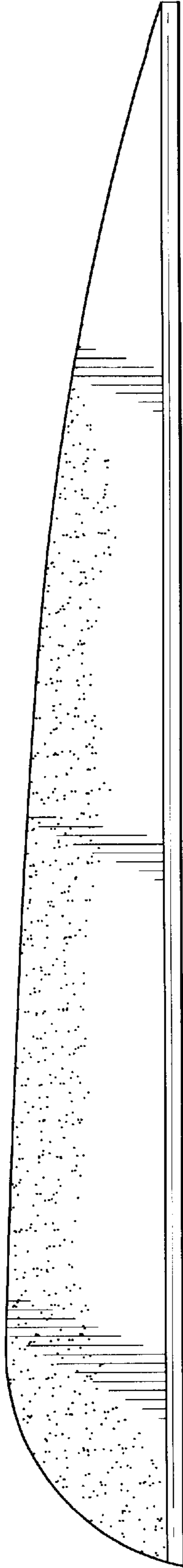


Fig. 5



Fig. 6