



US00D46521S

(12) **United States Design Patent**
Qiu

(10) **Patent No.:** **US D465,521 S**

(45) **Date of Patent:** **** Nov. 12, 2002**

(54) **PEN**

(75) **Inventor:** **Zhiming Qiu**, Ningbo (CN)

(73) **Assignee:** **Ningbo Beifa Group Co. Ltd.**, Ningbo (CN)

(**) **Term:** **14 Years**

(21) **Appl. No.:** **29/154,428**

(22) **Filed:** **Jan. 22, 2002**

(30) **Foreign Application Priority Data**

Oct. 29, 2001 (CN) 01 3 52250

(51) **LOC (7) Cl.** **19-06**

(52) **U.S. Cl.** **D19/50; D19/49; D19/48;**
D19/56

(58) **Field of Search** D19/35, 36, 41-51,
D19/53-58, 81-85; 401/99-101, 103-106,
107-110, 111-117, 209, 6, 7, 88

(56) **References Cited**

U.S. PATENT DOCUMENTS

D179,538 S * 1/1957 Harper et al. D19/49
D250,478 S * 12/1978 Jahraus D19/45

D283,901 S * 5/1986 Horntrich D19/50
D321,207 S * 10/1991 Granoff D19/49
D374,460 S * 10/1996 Young D19/48
D406,277 S * 3/1999 Lecce D19/48
D436,624 S * 1/2001 Zier D19/48

* cited by examiner

Primary Examiner—Martie K. Holtje

(74) *Attorney, Agent, or Firm*—Christensen O'Connor Johnson Kindness PLLC

(57) **CLAIM**

The ornamental design for a pen, as shown and described.

DESCRIPTION

FIG. 1 is a right perspective view of a pen showing my new design;

FIG. 2 is a left perspective view thereof with pen tip extended;

FIG. 3 is a left elevational view of the pen in FIG. 1;

FIG. 4 is a front elevational view thereof;

FIG. 5 is a top plan view thereof;

FIG. 6 is a bottom plan view thereof;

FIG. 7 is a rear elevational view thereof; and,

FIG. 8 is a right elevational view thereof.

1 Claim, 3 Drawing Sheets

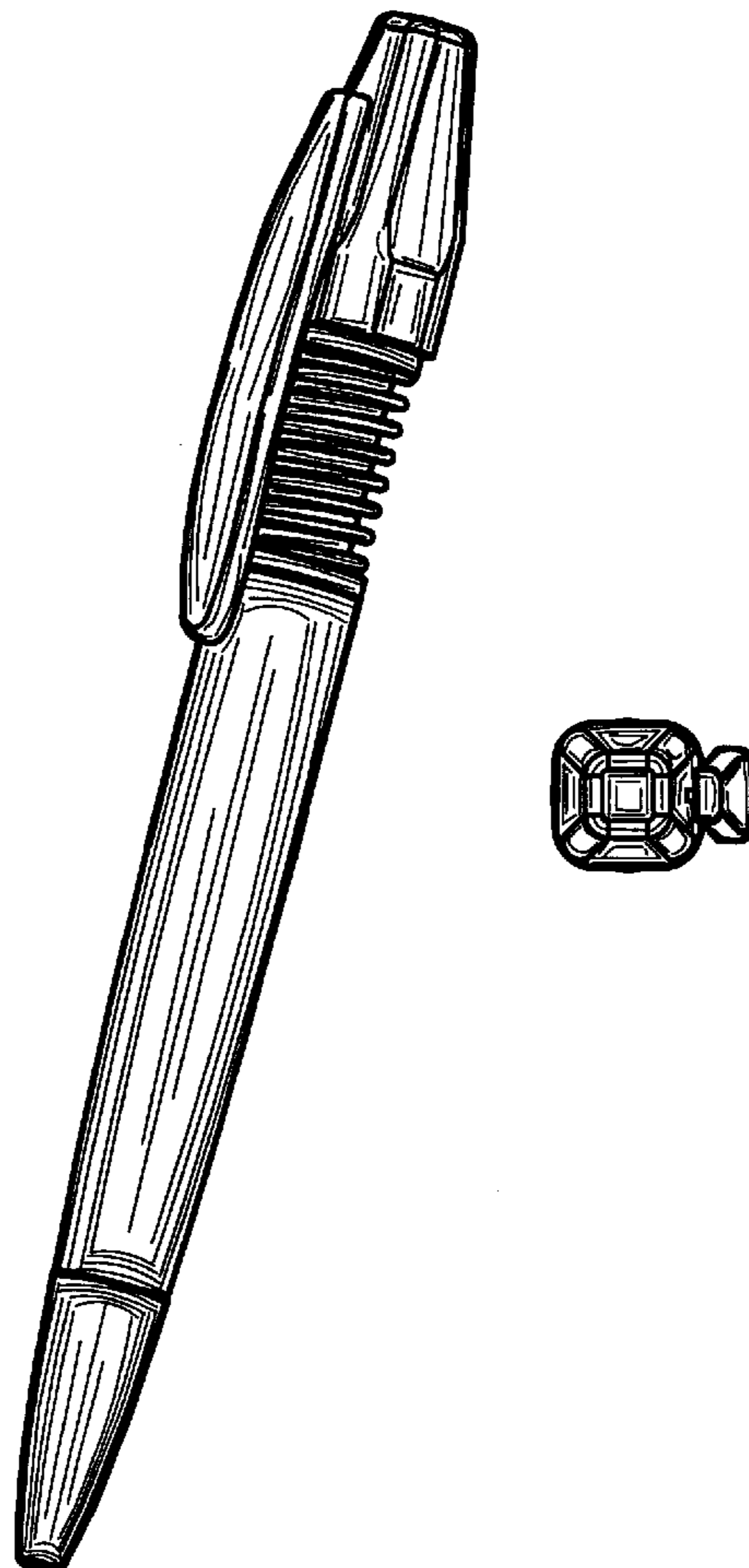


Fig. 1.

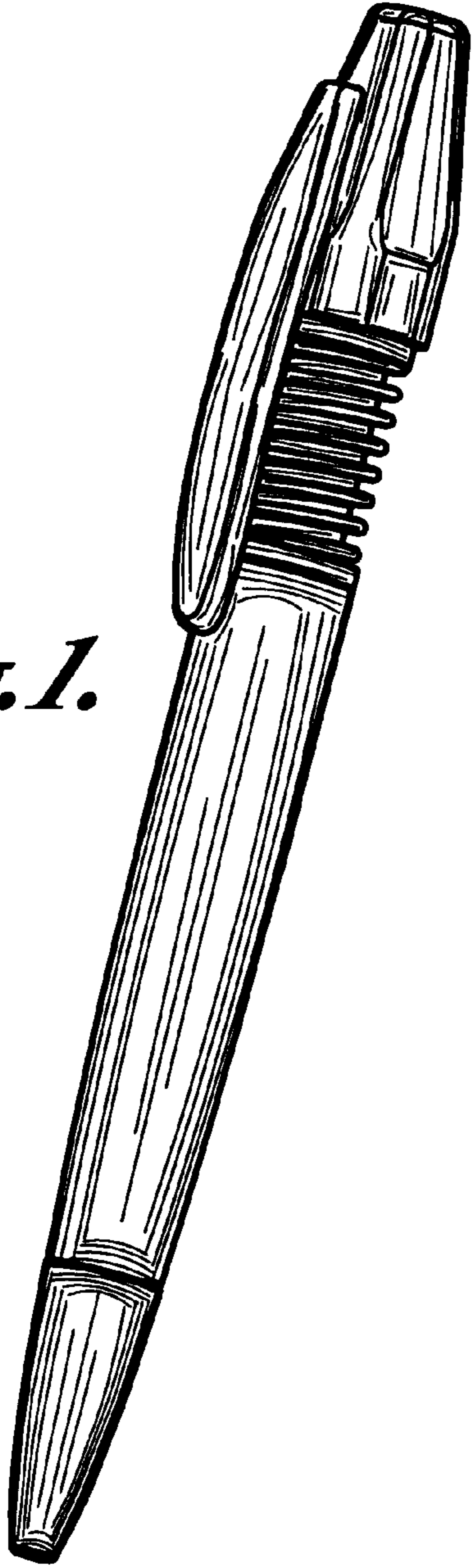
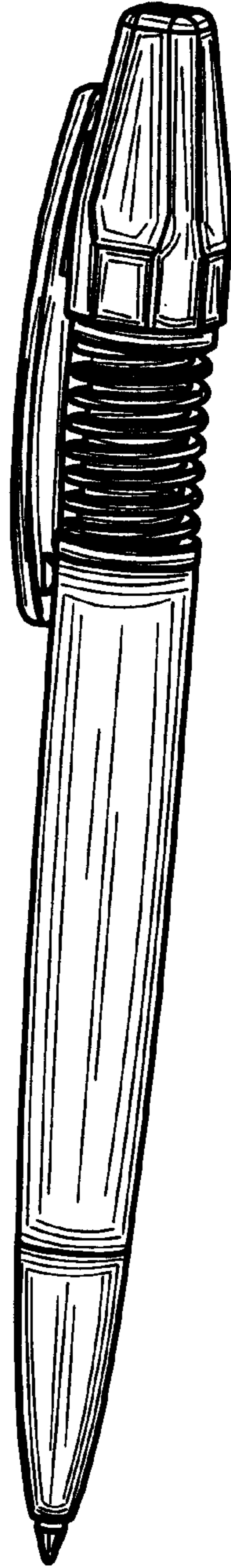


Fig. 2.






Fig. 3.




Fig. 4.

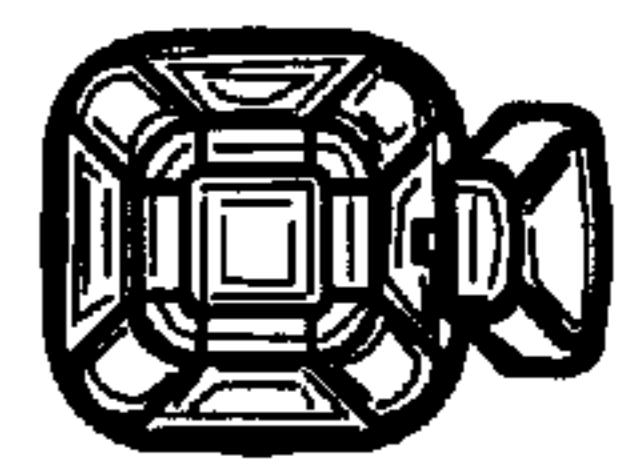


Fig. 5.




Fig. 6.




Fig. 7.



Fig. 8.