



US00D465520S

(12) **United States Design Patent**
Pan

(10) **Patent No.:** **US D465,520 S**

(45) **Date of Patent:** **** Nov. 12, 2002**

(54) **PEN**

(76) **Inventor:** **Te-Jung Pan**, P.O. Box 82-144, Taipei (TW)

(**) **Term:** **14 Years**

(21) **Appl. No.:** **29/153,021**

(22) **Filed:** **Jan. 7, 2002**

(51) **LOC (7) Cl.** **19-06**

(52) **U.S. Cl.** **D19/49**

(58) **Field of Search** D14/411; D3/203;
D19/35, 36, 41-51, 53-58, 81-85; 401/99,
100, 101, 103-106, 107-110, 111-117,
209

(56) **References Cited**

U.S. PATENT DOCUMENTS

D137,496 S * 3/1944 Lustig D3/203
D218,862 S * 9/1970 Sherman D19/49

D221,034 S * 6/1971 Koeln D19/49
D294,263 S * 2/1988 Rodgers et al. D14/411
D299,471 S * 1/1989 Carver et al. D19/49
D304,601 S * 11/1989 Alskog D19/49

* cited by examiner

Primary Examiner—Martie K. Holtje

(74) *Attorney, Agent, or Firm*—Leong C. Lei


(57) **CLAIM**

The ornamental design for a pen, as shown and described.

DESCRIPTION

FIG. 1 is perspective view of a pen showing my new design;
FIG. 2 is a front side elevation view thereof;
FIG. 3 is a rear side elevation view thereof;
FIG. 4 is a left side elevation view thereof;
FIG. 5 is a right side elevation view thereof;
FIG. 6 is a top plan view thereof; and,
FIG. 7 is a bottom plan view thereof.

1 Claim, 4 Drawing Sheets






FIG 1




FIG 2

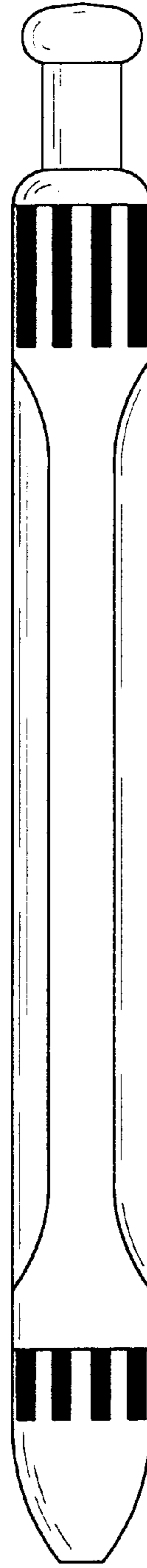


FIG 3




FIG 4




FIG 5

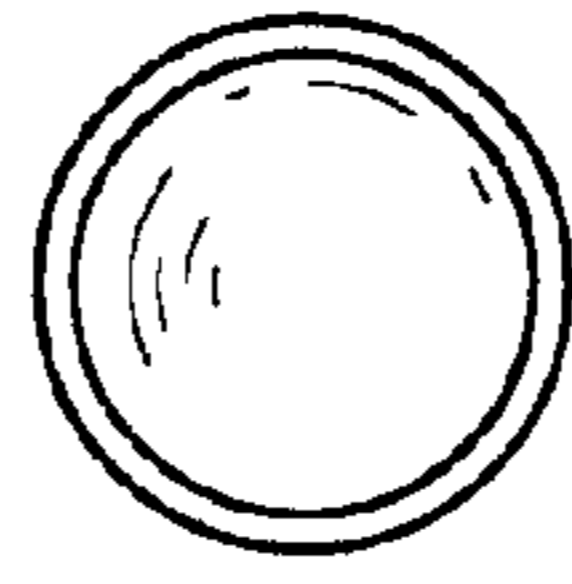


FIG 6

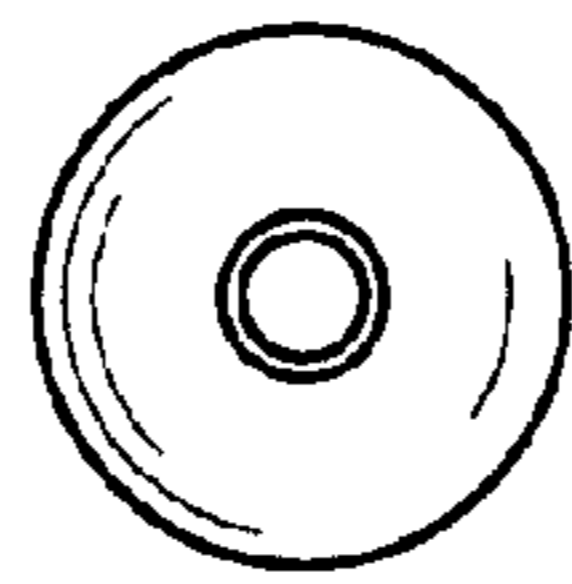


FIG 7