



US00D465510S

(12) **United States Design Patent**  
**Edwards et al.**

(10) **Patent No.:** **US D465,510 S**

(45) **Date of Patent:** **\*\* Nov. 12, 2002**

- (54) **PERCUSSION PRACTICE PAD**
- (75) Inventors: **Jason S. Edwards**, Uniontown, OH (US); **David A. Dickerhoof**, North Canton, OH (US)
- (73) Assignee: **Prologix Percussion**, Uniontown, OH (US)
- (\*\*) Term: **14 Years**
- (21) Appl. No.: **29/145,347**
- (22) Filed: **Jul. 20, 2001**
- (51) **LOC (7) Cl.** ..... **17-04**
- (52) **U.S. Cl.** ..... **D17/22**
- (58) **Field of Search** ..... D17/22, 99; D21/405; 84/411 R, 411 P, 723-733, DIG. 12, DIG. 24

D288,696 S	3/1987	Hoshino	.....	D17/22
4,648,302 A	* 3/1987	Bozzio	.....	84/730
D298,949 S	* 12/1988	Fukuoka	.....	D17/22
D319,249 S	8/1991	Aluisi	.....	D17/22
D319,650 S	9/1991	Hart	.....	D17/22
D320,035 S	9/1991	Magruder	.....	D17/22
5,105,710 A	* 4/1992	Rothmel	.....	84/730
D386,780 S	* 11/1997	Ohno	.....	D17/22
D412,540 S	8/1999	Chen	.....	D21/405
6,063,992 A	5/2000	Schwagerl	.....	84/411 P
6,175,068 B1	1/2001	Belli	.....	84/414

\* cited by examiner

*Primary Examiner*—Adir Aronovich

(74) *Attorney, Agent, or Firm*—Renner, Kenner, Greive, Bobak, Taylor & Weber

(57) **CLAIM**

The ornamental design for a percussion practice pad, as shown and described.

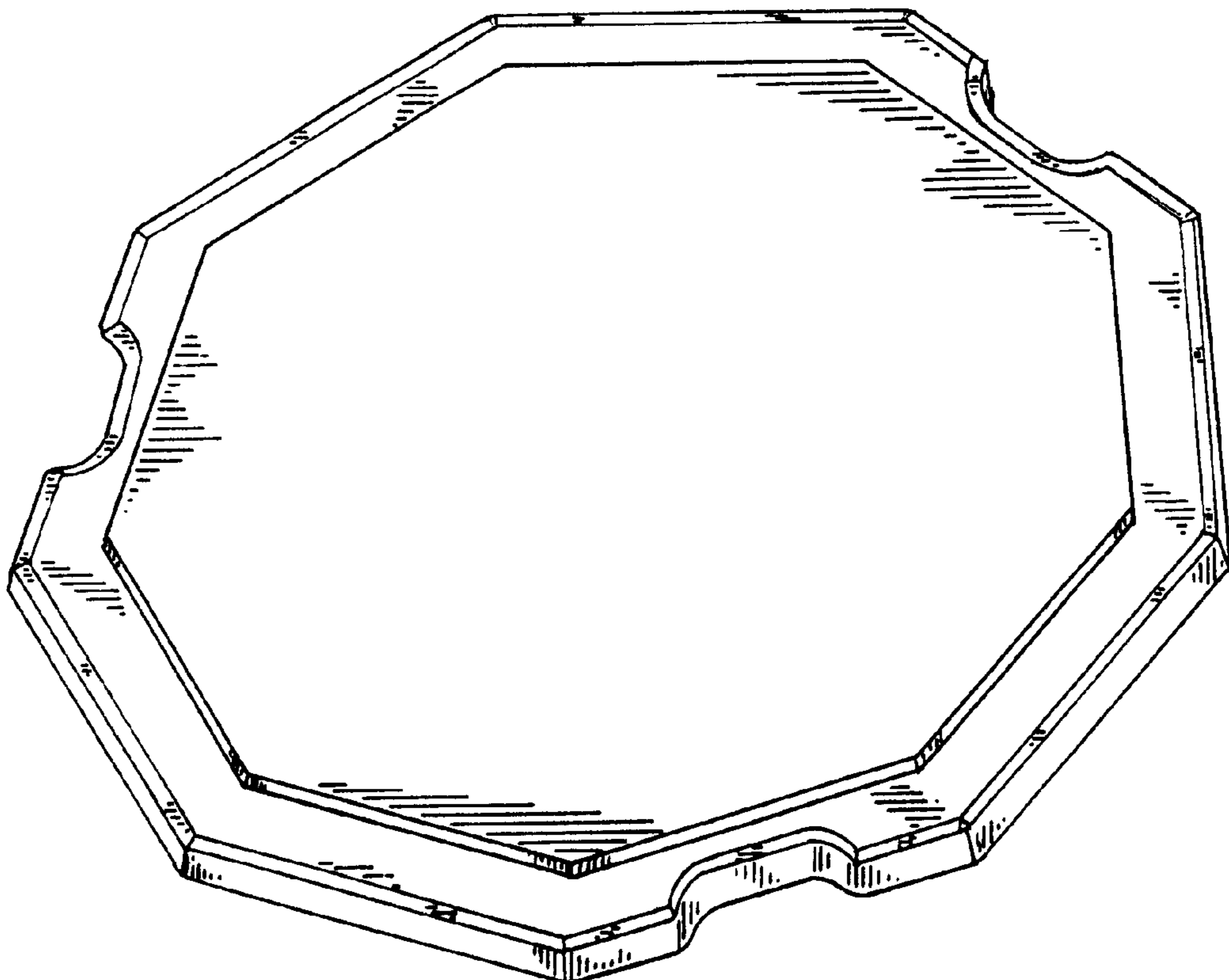
**DESCRIPTION**

FIG. 1 is a top plan view of a percussion practice pad showing our new design; FIG. 2 is an elevation view of the practice pad as seen from the front of FIG. 1; and, FIG. 3 is a perspective thereof.

**1 Claim, 1 Drawing Sheet**

(56) **References Cited**  
U.S. PATENT DOCUMENTS

1,346,588 A	7/1920	Bower	
3,113,480 A	* 12/1963	Giarratano	..... 84/411 R
4,179,974 A	12/1979	Trankle	..... 84/411 P
D255,035 S	5/1980	North	..... D17/22
4,406,207 A	9/1983	Criscione	..... 84/411 P
4,581,973 A	* 4/1986	Hoshino	..... 84/723
D285,453 S	9/1986	Hoshino	..... D17/22
D285,572 S	9/1986	Hoshino	..... D17/22



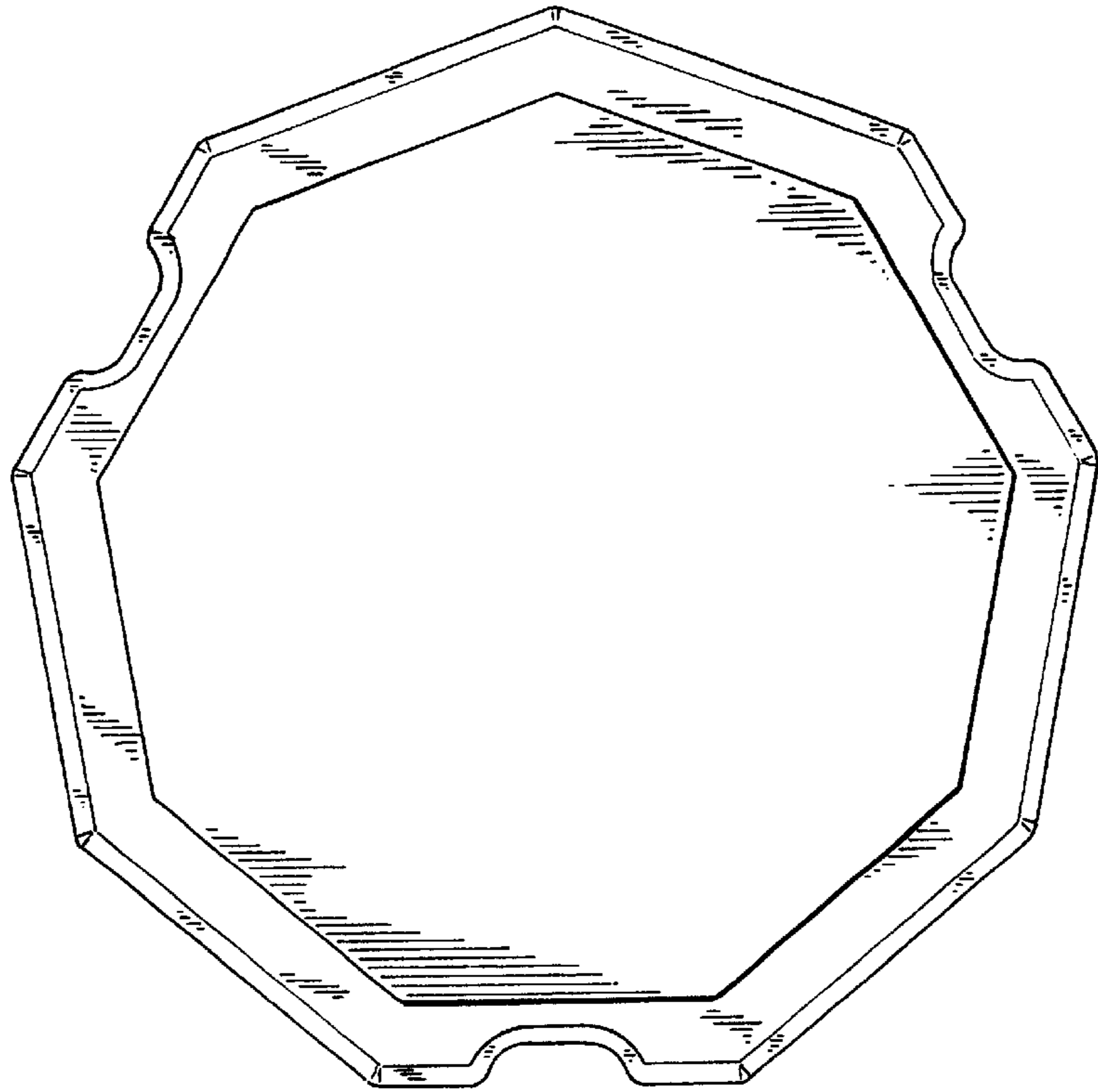


FIG.-1




FIG.-2

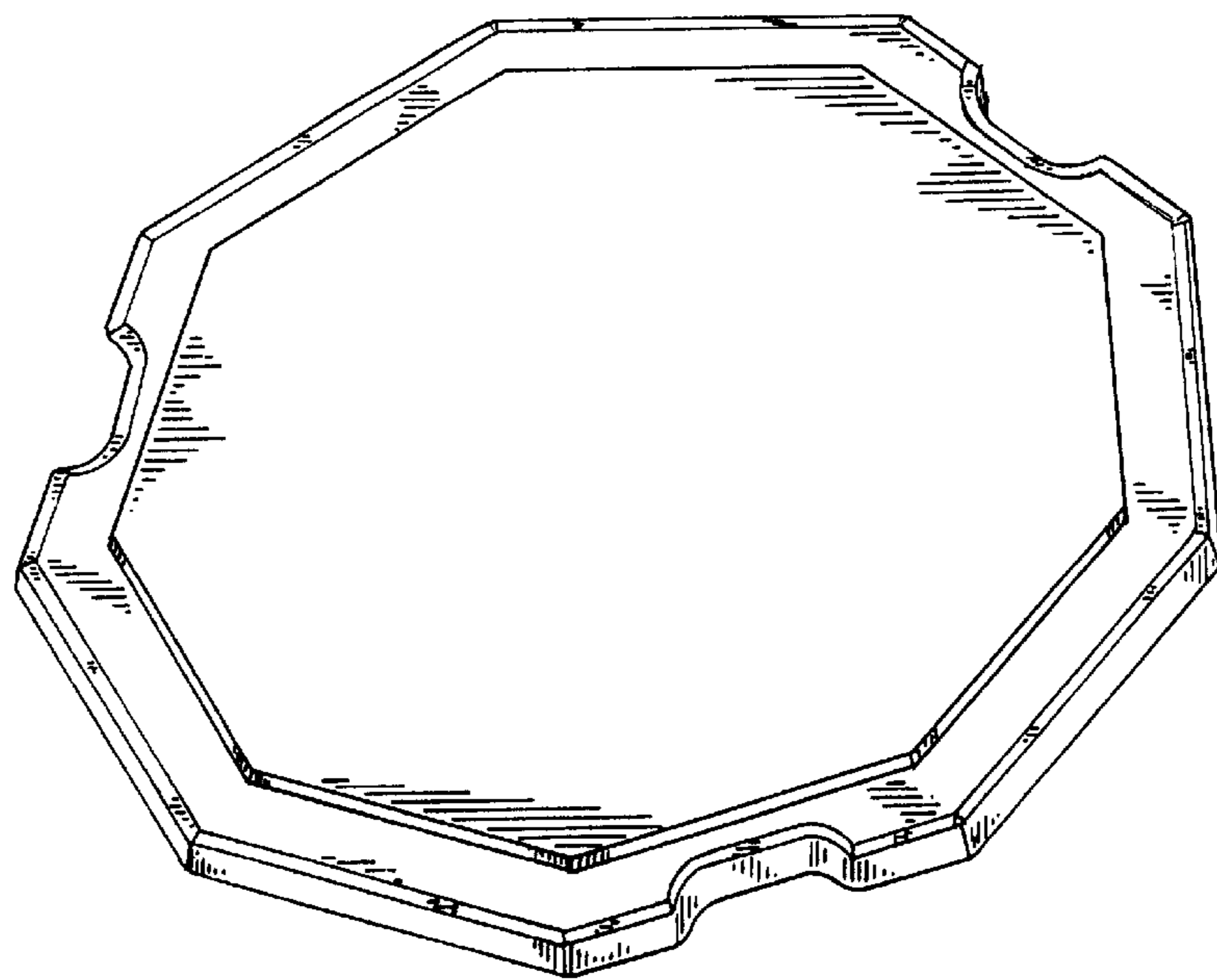


FIG.-3