



US00D465506S

(12) **United States Design Patent**
Minamidani

(10) **Patent No.:** **US D465,506 S**

(45) **Date of Patent:** **** Nov. 12, 2002**

(54) **SWIMMING GOGGLES**

(75) **Inventor:** **Kimiko Minamidani, Osaka (JP)**

(73) **Assignee:** **Yamamoto Kogaku Co., Ltd., Osaka (JP)**

(**) **Term:** **14 Years**

(21) **Appl. No.:** **29/151,778**

(22) **Filed:** **Dec. 10, 2001**

(30) **Foreign Application Priority Data**

Jun. 12, 2001 (JP) 2001-017115

(51) **LOC (7) Cl.** **16-06**

(52) **U.S. Cl.** **D16/303**

(58) **Field of Search** D16/101, 300-330;
D29/109, 110; D24/110.2; 2/426, 428, 430,
432, 440, 442, 444, 445, 447

(56) **References Cited**

U.S. PATENT DOCUMENTS

- D268,301 S * 3/1983 Haslbeck
- 5,515,551 A * 5/1996 Yashiro 2/445
- 5,829,064 A * 11/1998 Huaug 2/428
- 6,070,272 A * 6/2000 Chiang 2/442

- 6,145,133 A * 11/2000 Sato 2/428
- D451,531 S * 12/2001 Mabuchi D16/303
- D451,942 S * 12/2001 Masamoto D16/303

* cited by examiner

Primary Examiner—Raphael Barkai

(74) *Attorney, Agent, or Firm*—Koda & Androlia

(57) **CLAIM**

The ornamental design for the swimming goggles, as shown and described.

DESCRIPTION

FIG. 1 is a front elevational view of the swimming goggles showing my new design;
 FIG. 2 is a rear elevational view thereof;
 FIG. 3 is a left side elevational view thereof, the right side elevational view being the mirror image of the left side elevational view;
 FIG. 4 is a top plan view thereof, the bottom view being the mirror image of the top plan view;
 FIG. 5 is a perspective view taken from the front, top and right side of the swimming goggles; and,
 FIG. 6 is an enlarged partial perspective view taken from the front, top and right side of the swimming goggles.

1 Claim, 3 Drawing Sheets




Fig.1




Fig.2




Fig.3




Fig.4

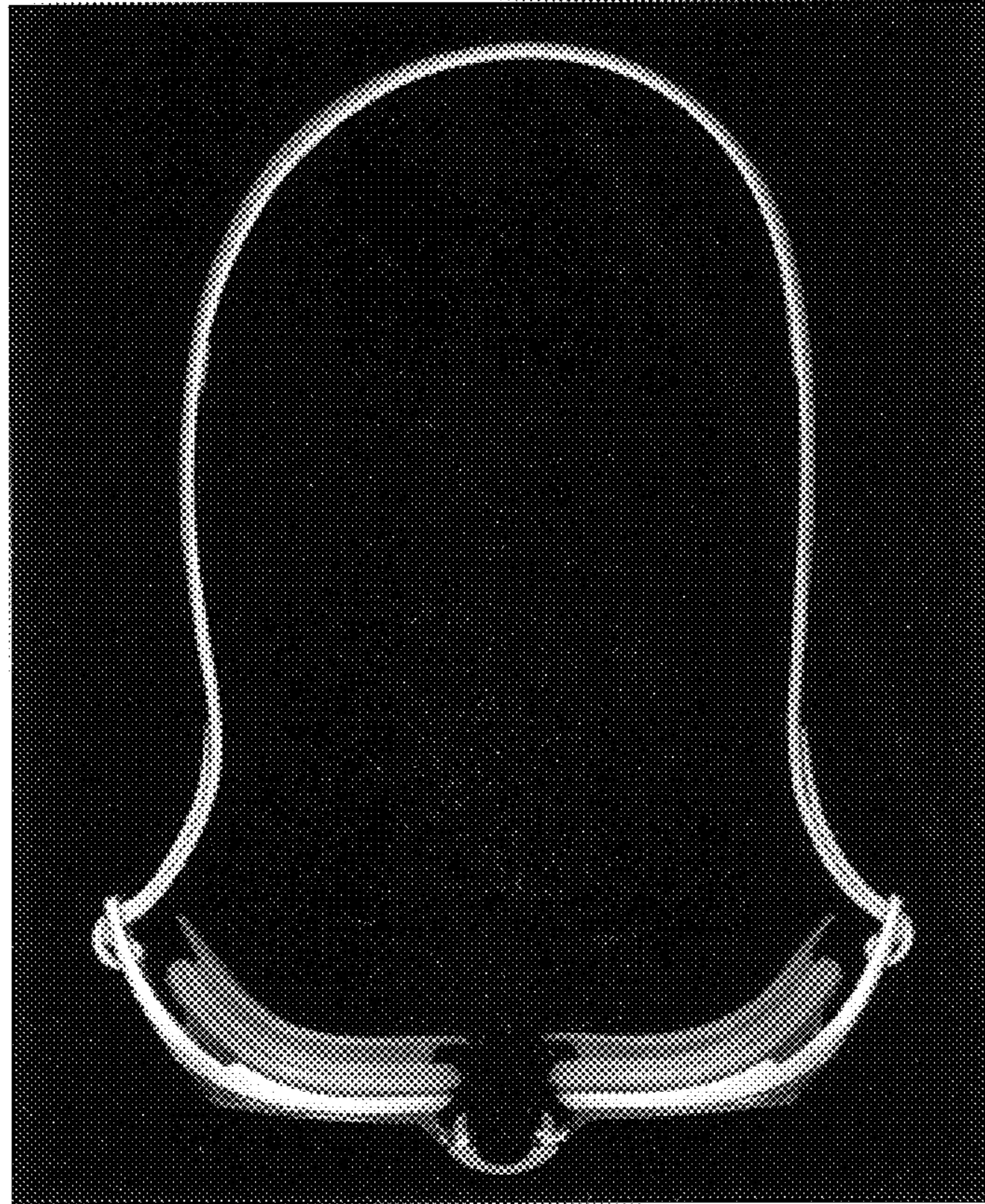


Fig.5




Fig.6

