



US00D465502S

(12) **United States Design Patent**  
**Jung et al.**

(10) **Patent No.:** **US D465,502 S**

(45) **Date of Patent:** **\*\* Nov. 12, 2002**

(54) **CUTTING WHEEL**

5,428,898 A \* 7/1995 Hawkins ..... 30/295  
5,836,229 A \* 11/1998 Wakayama et al. .... 83/886

(76) Inventors: **Chang Bong Jung**, C-3508 Dongil  
Techno Town #889-1, Kwanyang-dong,  
Dongan-ku, Anyang-city, Kyungki-do  
(KR), 431-060; **Arai Asako**, 2-3-7  
Suminoe, Suminoe-ku, Osaka (JP)

\* cited by examiner

(\*\*) Term: **14 Years**

*Primary Examiner*—Antoine Duval Davis  
(74) *Attorney, Agent, or Firm*—Pennie & Edmonds LLP

(21) Appl. No.: **29/150,800**

(22) Filed: **Nov. 30, 2001**

(51) **LOC (7) Cl.** ..... **15-09**

(52) **U.S. Cl.** ..... **D15/139**

(58) **Field of Search** ..... D15/139; 30/161,  
30/165, 166.5, 332, 396, 319, 355, 295;  
83/355, 698.41, 886, 676; 403/298, 348;  
451/358, 540-546; 125/3, 12, 15, 13.01,  
13.02

(57) **CLAIM**

The ornamental design for a cutting wheel, as shown and described.

**DESCRIPTION**

FIG. 1 is a perspective view of the cutting wheel according to the invention;

FIG. 2 is a front view thereof; and,

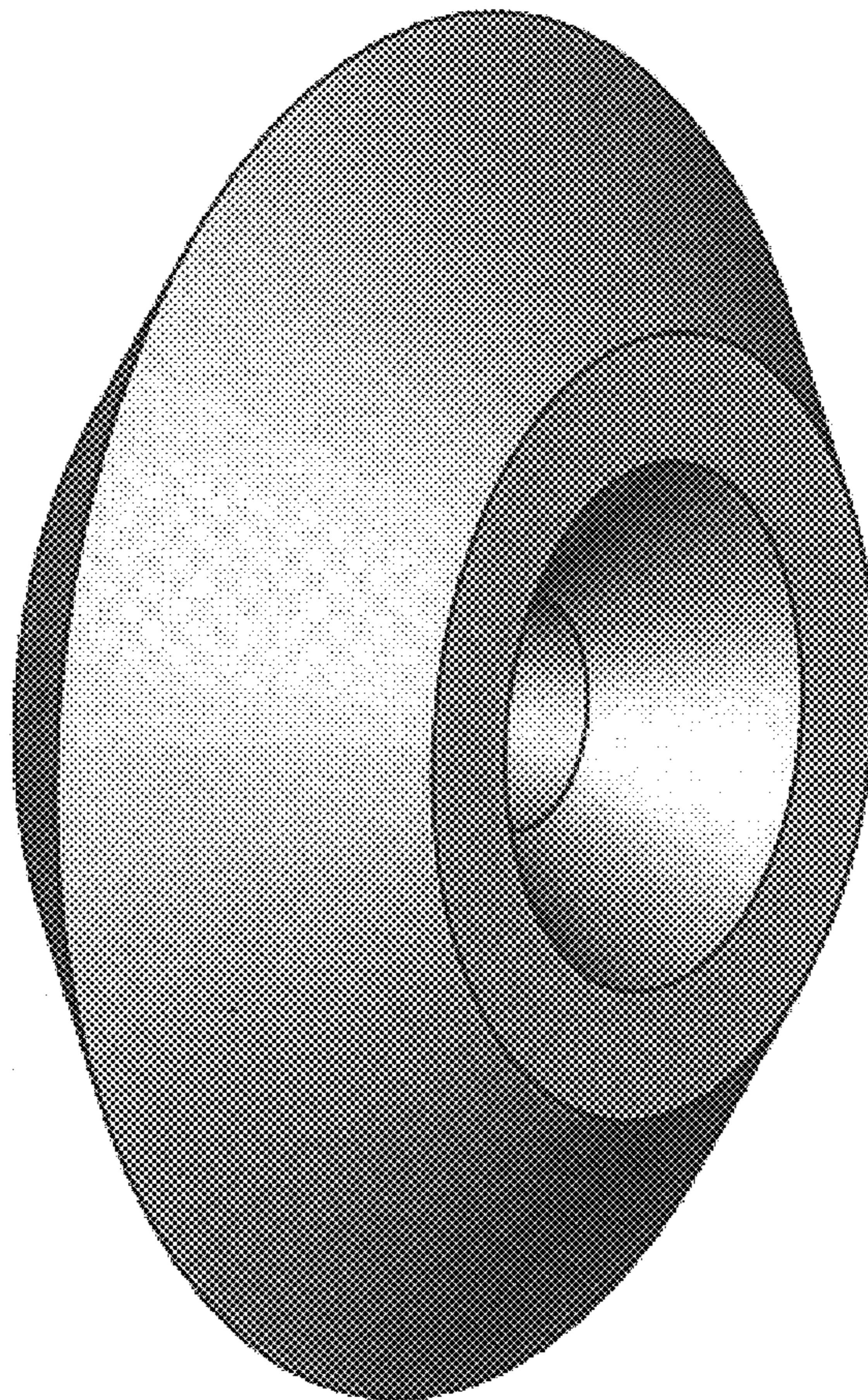
FIG. 3 is a side view thereof.


(56) **References Cited**

**U.S. PATENT DOCUMENTS**


3,886,925 A \* 6/1975 Regan ..... 125/15

**1 Claim, 3 Drawing Sheets**






*Fig. 1*



*Fig. 2*



*Fig. 3*