



US00D465489S

(12) **United States Design Patent**
Farber

(10) **Patent No.:** **US D465,489 S**

(45) **Date of Patent:** **** Nov. 12, 2002**

(54) **SIMULATED WINDOW WITH VIDEO SCREEN**

(76) **Inventor:** **Paul Farber**, 9 Ditchling Avenue,
Leicester LE3 6HB (GB)

(**) **Term:** **14 Years**

(21) **Appl. No.:** **29/144,582**

(22) **Filed:** **Jul. 6, 2001**

(51) **LOC (7) Cl.** **14-02**

(52) **U.S. Cl.** **D14/374; D6/303**

(58) **Field of Search** D14/371, 374,
D14/125-129; D6/303; 40/427, 429, 471,
518, 581, 800, 716; 345/104, 156, 168,
173; 348/180, 184, 325, 739; 349/1, 2,
11, 62; 341/12; 52/311.1; D20/10

(56) **References Cited**

U.S. PATENT DOCUMENTS

- 2,419,802 A * 4/1947 Horne 40/471
- 2,702,440 A * 2/1955 Marchand 40/581
- 2,902,787 A * 9/1959 Cook 40/716
- 2,952,931 A * 9/1960 Manduca 40/518
- 3,447,274 A * 6/1969 Davidson 52/311.1
- 3,829,998 A * 8/1974 Flax 40/800
- 4,234,821 A 11/1980 Kako et al.
- 4,414,767 A 11/1983 Staton
- D303,180 S 9/1989 Cheng
- 5,426,879 A 6/1995 Hecker

- 5,461,596 A 10/1995 Barrett
- 5,661,702 A 8/1997 Barrett
- D392,628 S * 3/1998 Hayashi D14/374
- D393,462 S * 4/1998 Morimiya D14/126
- D395,453 S * 6/1998 Kawasaki et al. D20/10

* cited by examiner

Primary Examiner—Freda Nunn

(57) **CLAIM**

The ornamental design for a simulated window with video screen, as shown and described.

DESCRIPTION

FIG. 1 is a front elevational view of the simulated window with video screen of the present invention;
 FIG. 2 is a rear elevational view of the simulated window with video screen of FIG. 1;
 FIG. 3 is a left side elevational view of the simulated window with video screen of FIG. 1, the right view being a mirror image thereof;
 FIG. 4 is a top plan view of the simulated window with video screen of FIG. 1;
 FIG. 5 is a bottom plan view of the simulated window with video screen of FIG. 1; and,
 FIG. 6 is a top, front, left side perspective view of the simulated window with screen of FIG. 1.
 The broken lines are shown for illustrative purposes and form no part of the claimed design.

1 Claim, 2 Drawing Sheets

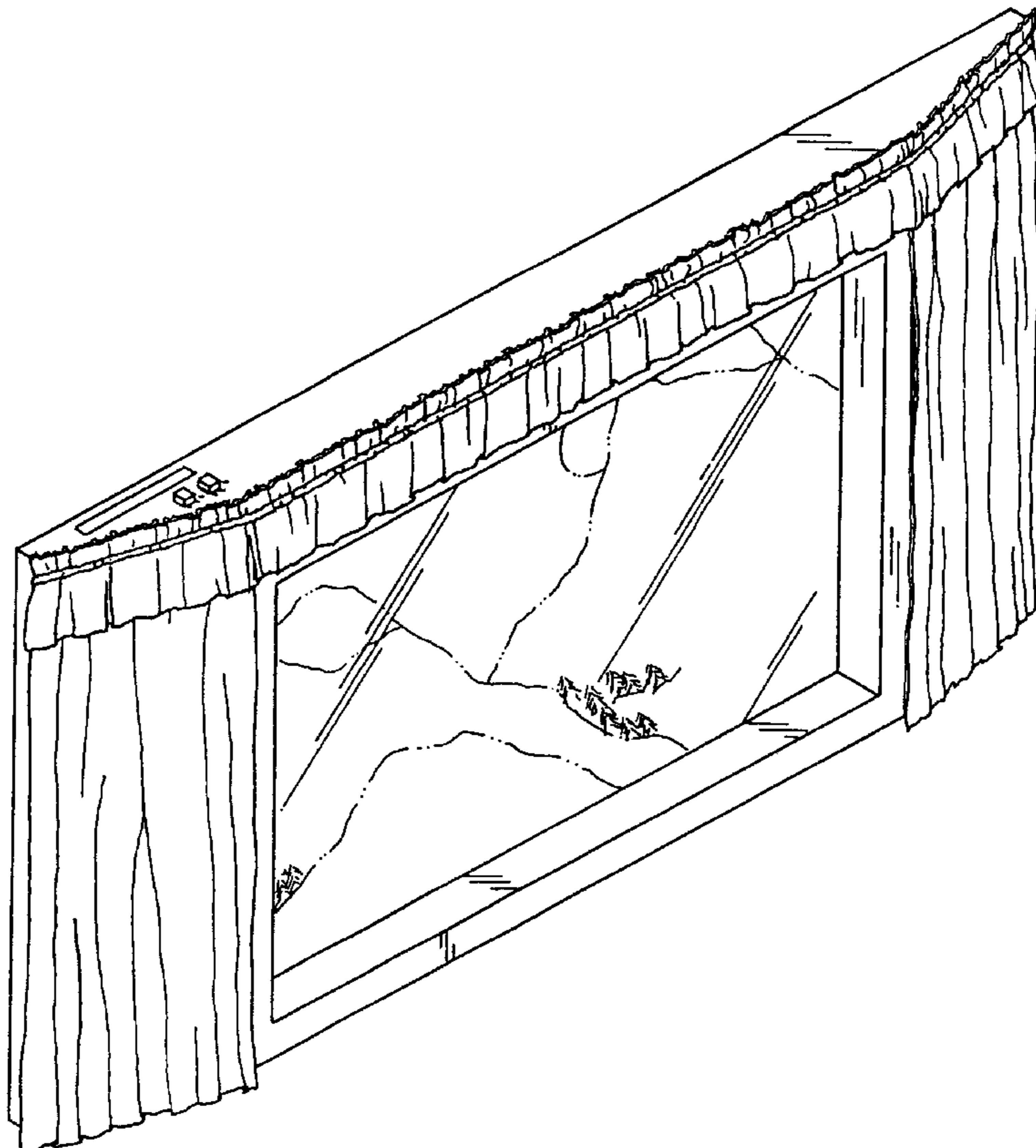


FIG. 1




FIG. 4




FIG. 2

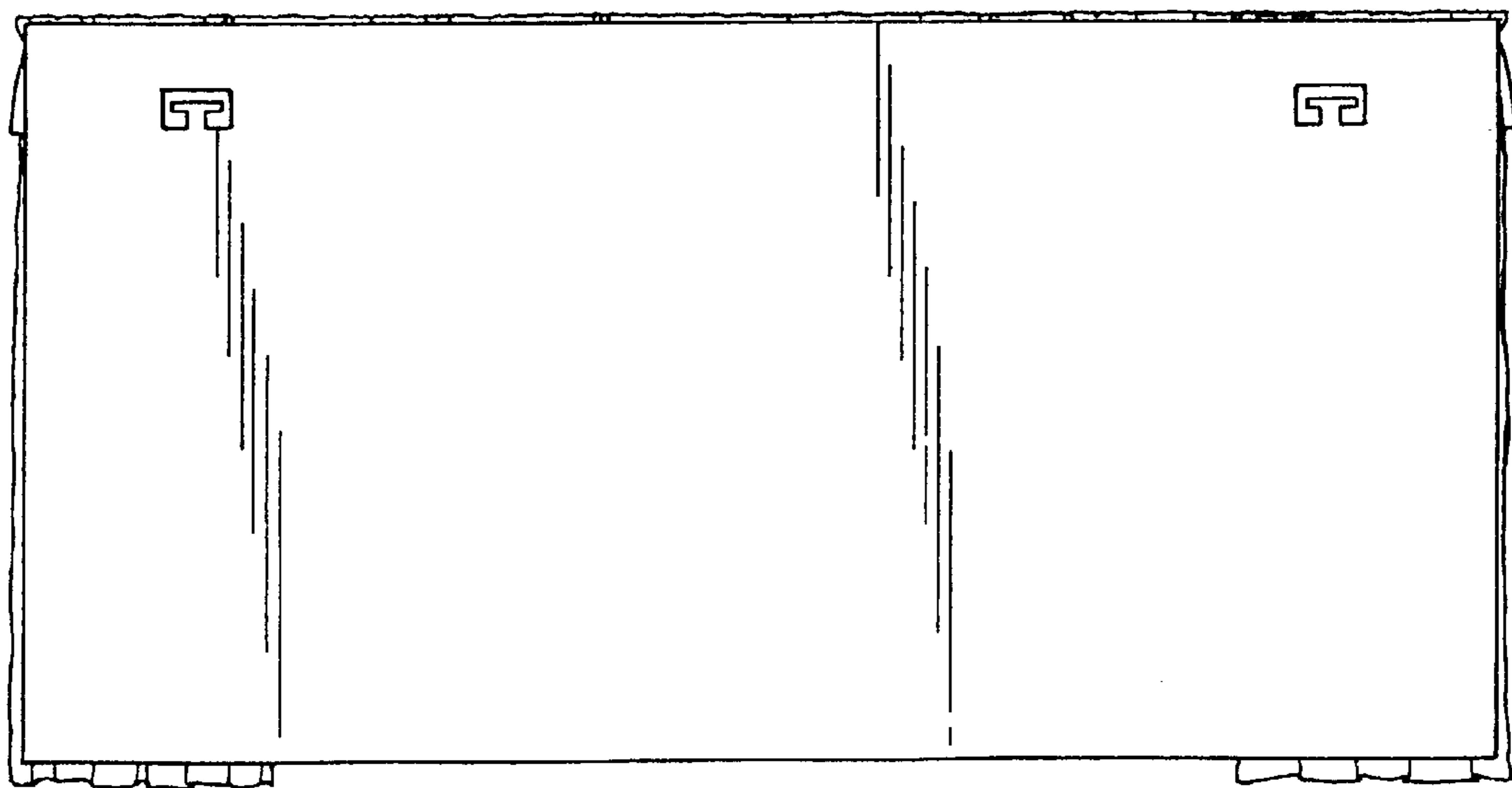


FIG. 5




FIG. 6

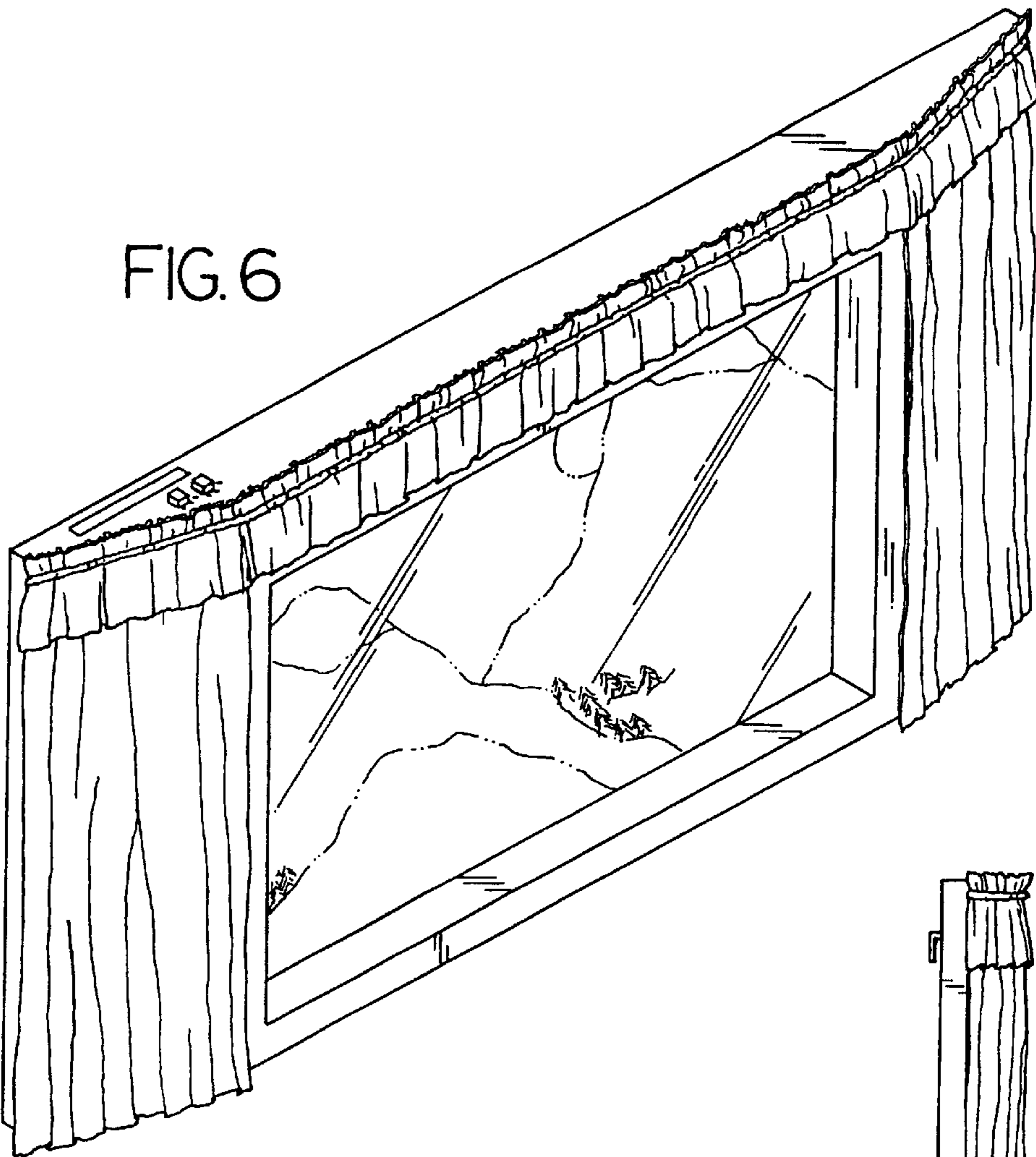


FIG. 3

