



US00D465487S

(12) **United States Design Patent**
Nagai et al.

(10) **Patent No.:** **US D465,487 S**

(45) **Date of Patent:** **** Nov. 12, 2002**

(54) **PORTABLE WIRELESS TERMINAL EQUIPMENT**

D355,166 S * 2/1995 Sakaguchi et al. D14/345
D441,360 S * 5/2001 Kido et al. D14/345

(75) Inventors: **Michio Nagai**, Tokyo (JP); **Mika Fujii**, Tokyo (JP); **Hiroshi Iue**, Tokyo (JP)

* cited by examiner

(73) Assignee: **NEC Corporation**, Tokyo (JP)

Primary Examiner—Freda Nunn

(74) *Attorney, Agent, or Firm*—Sughrue Mion, PLLC

(**) Term: **14 Years**

(57) **CLAIM**

(21) Appl. No.: **29/151,097**

The ornamental design for portable wireless terminal equipment, as shown.

(22) Filed: **Dec. 5, 2001**

(30) **Foreign Application Priority Data**

Jun. 6, 2001 (JP) 2001-016541

DESCRIPTION

(51) **LOC (7) Cl.** **14-02**

FIG. 1 is a perspective view of the top, front and right side of a portable wireless terminal equipment showing our new design;

(52) **U.S. Cl.** **D14/346**

FIG. 2 is a top plan view thereof;

(58) **Field of Search** D14/341-346;
D18/1, 2, 7; 235/145 A, 145 R; 341/22,
23; 345/156, 168, 169, 172, 173; 349/12;
361/680-686

FIG. 3 is a bottom plan view thereof;

FIG. 4 is a front elevational view thereof;

FIG. 5 is a rear elevational view thereof;

FIG. 6 is a left side elevational view thereof; and,

FIG. 7 is a right side elevational view thereof.

(56) **References Cited**

U.S. PATENT DOCUMENTS

D351,853 S * 10/1994 Ido D14/345

1 Claim, 3 Drawing Sheets

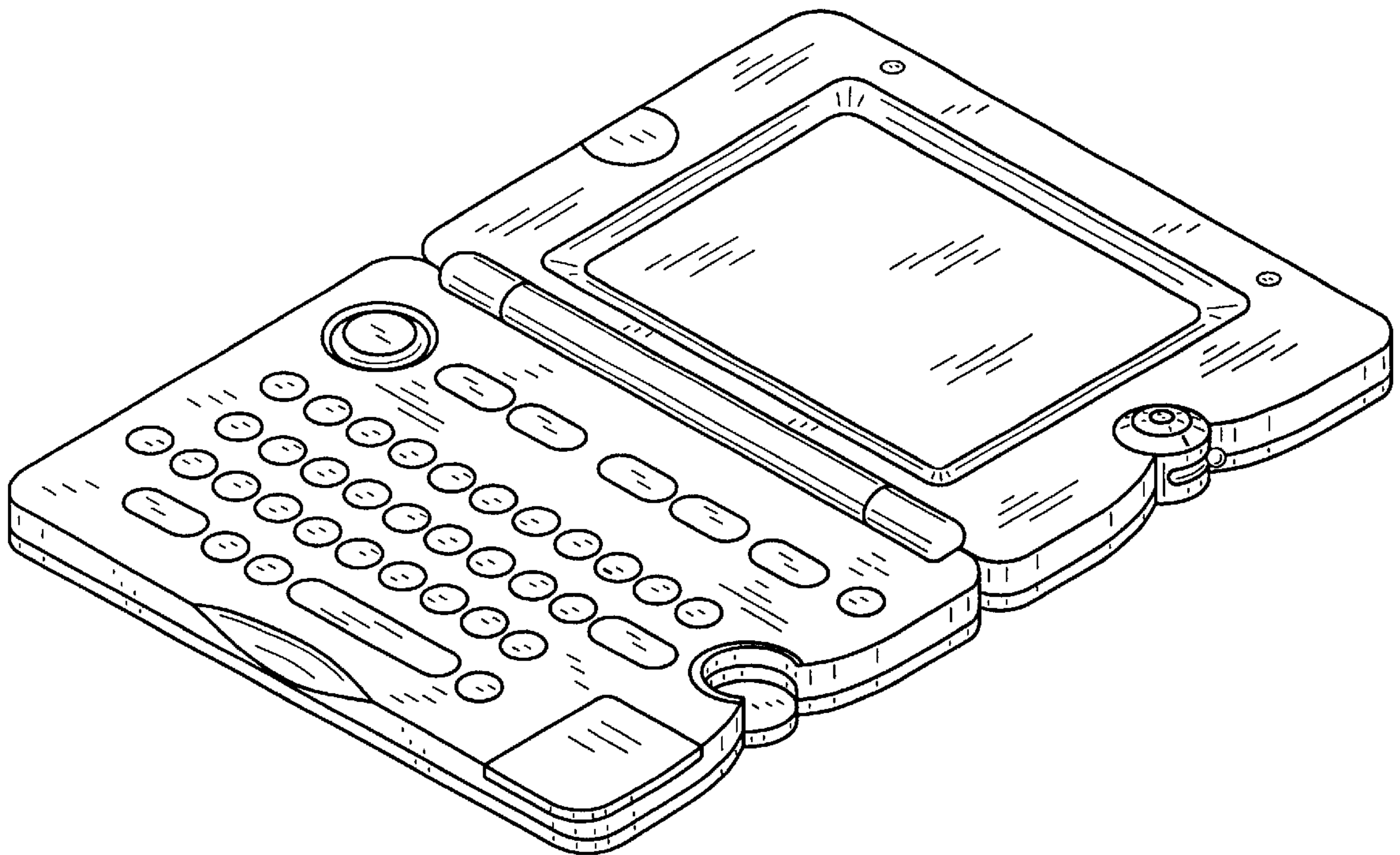


FIG. 1




FIG. 2




FIG. 3




FIG. 4




FIG. 5




FIG. 6

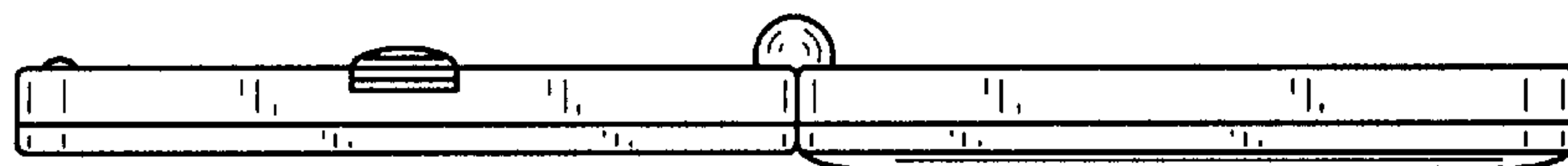


FIG. 7

