



US00D465482S

(12) **United States Design Patent**  
**Nuovo**

(10) **Patent No.:** **US D465,482 S**

(45) **Date of Patent:** **\*\* Nov. 12, 2002**

(54) **FRAME FOR A HANDSET**

D435,580 S \* 12/2000 Grinkus ..... D17/99  
D443,655 S \* 6/2001 Chaikel et al. .... D20/27

(75) Inventor: **Frank Nuovo**, Los Angeles, CA (US)

**OTHER PUBLICATIONS**

(73) Assignee: **Vertu Ltd.**, London (GB)

U.S. patent application Ser. No. 29/150,683, Vertu Ltd., filed Nov. 27, 2001.

(\*\*) Term: **14 Years**

U.S. patent application Ser. No. 29/150,689, Vertu Ltd., filed Nov. 27, 2001.

(21) Appl. No.: **29/150,684**

U.S. patent application Ser. No. 29/150,692, Vertu Ltd., filed Nov. 27, 2001.

(22) Filed: **Nov. 27, 2001**

U.S. patent application Ser. No. 29/150,685, Vertu Ltd., filed Nov. 27, 2001.

(51) **LOC (7) Cl.** ..... **14-03**

(52) **U.S. Cl.** ..... **D14/248**

U.S. patent application Ser. No. 29/150,688, Vertu Ltd., filed Nov. 27, 2001.

(58) **Field of Search** ..... D14/137, 138,  
D14/218, 147-148, 432, 439, 247-248,  
250, 144, 217, 249, 341-347, 188, 257;  
379/433.01-433.13, 419, 434, 428.01-428.04,  
420.01-420.04, 440; 455/550-575, 90;  
D13/168; D10/104

\* cited by examiner

*Primary Examiner*—Jeffrey Asch

(56) **References Cited**

(57) **CLAIM**

I claim the ornamental design for a frame for a handset, as shown and described.

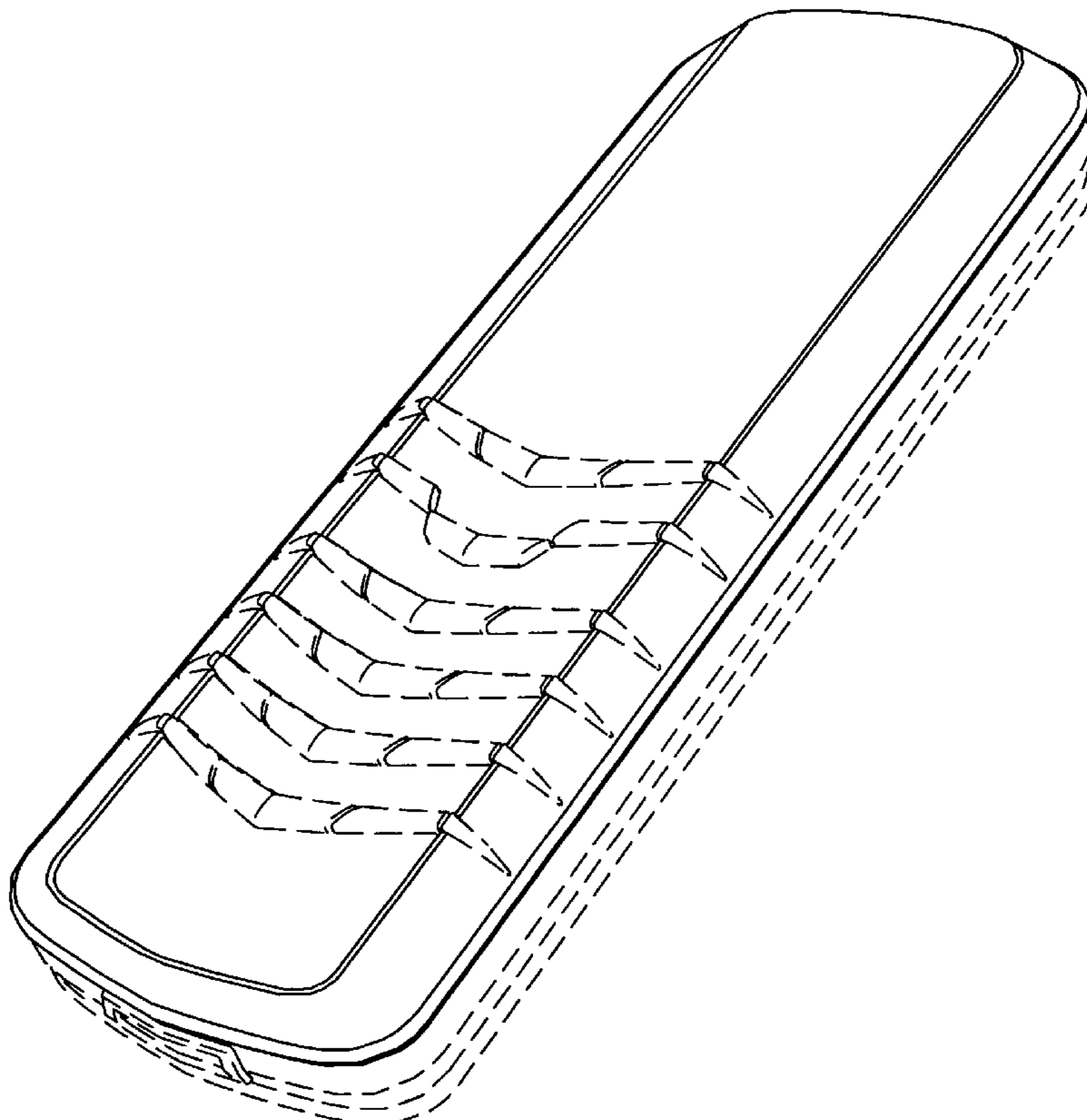
**U.S. PATENT DOCUMENTS**

**DESCRIPTION**

- D393,707 S \* 4/1998 Kelly ..... D23/373
- D394,433 S \* 5/1998 Lindeman et al. .... D14/138
- D411,539 S \* 6/1999 Nagai et al. .... D14/218
- D413,109 S \* 8/1999 Klinker ..... D14/432
- D413,328 S \* 8/1999 Kazama ..... D14/218
- D421,149 S \* 2/2000 Chen ..... D26/142
- D424,577 S \* 5/2000 Backs et al. .... D13/168
- D427,583 S \* 7/2000 Kazama ..... D14/218

FIG. 1 is a front view of the frame for a handset; and, FIG. 2 is a perspective front view thereof. The portion of the frame for a handset shown in broken lines is for illustrative purposes only and forms no part of the claimed design.

**1 Claim, 2 Drawing Sheets**



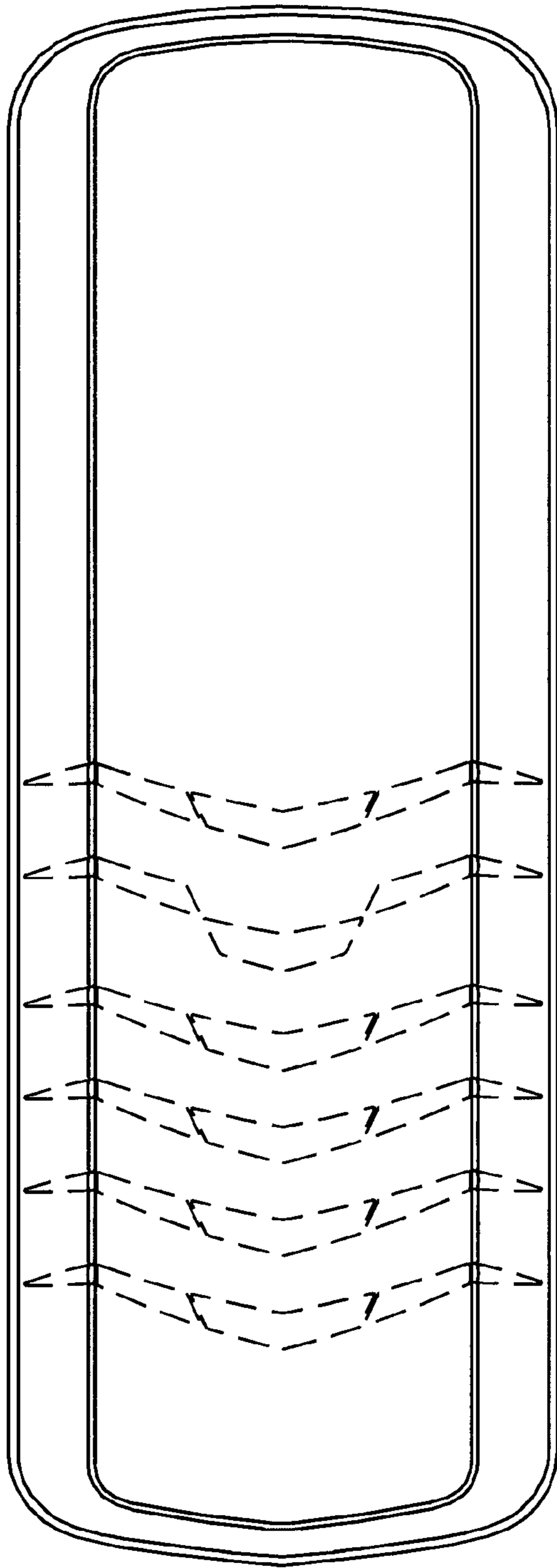


Fig. 1

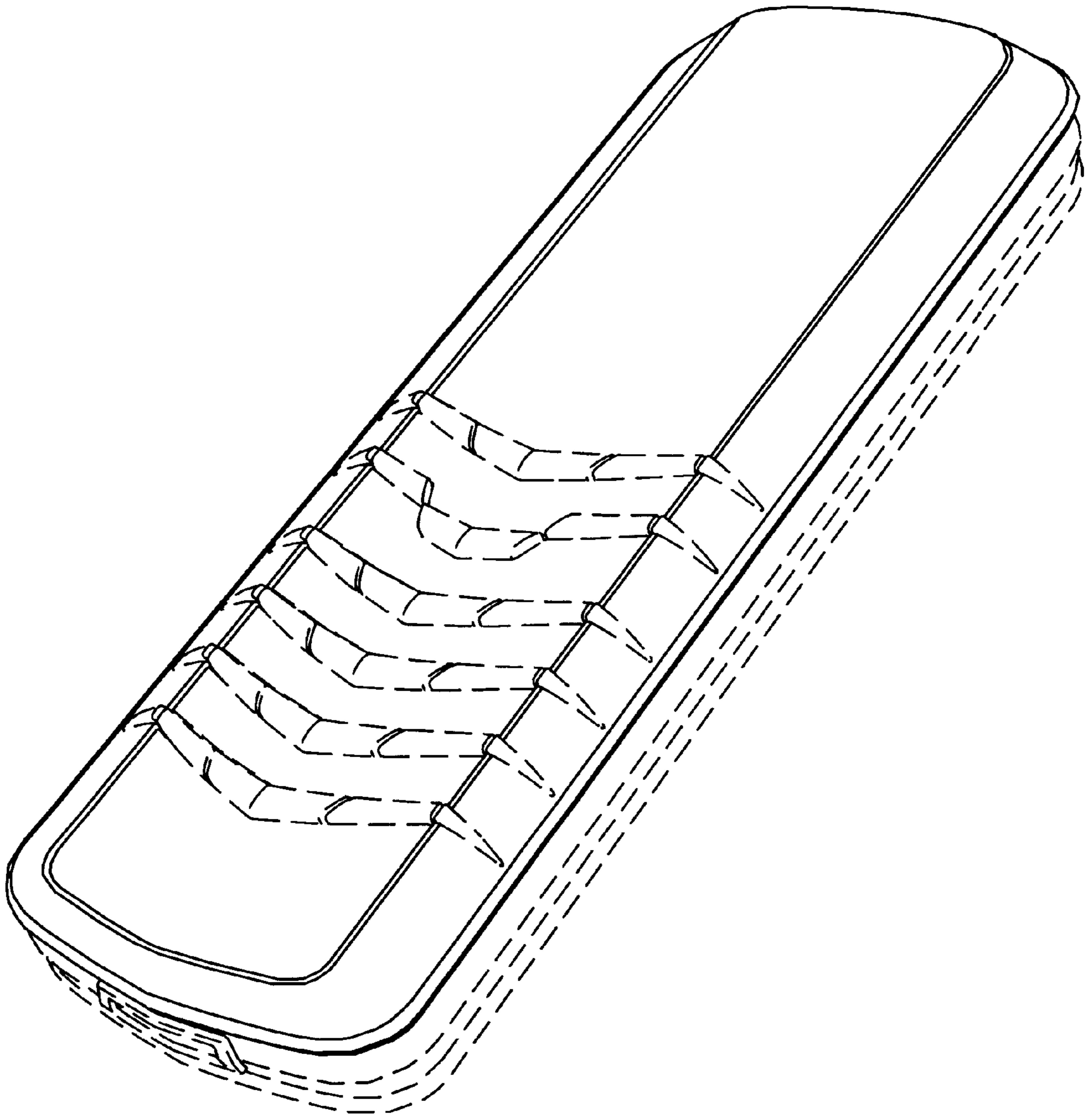


Fig. 2