



US00D465474S

(12) **United States Design Patent**
Lum

(10) **Patent No.:** **US D465,474 S**

(45) **Date of Patent:** **** Nov. 12, 2002**

(54) **PORTION OF AN AUDIO COMPONENT**

D430,137 S * 8/2000 Park D14/188

(75) Inventor: **Myk Lum**, Irvine, CA (US)

* cited by examiner

(73) Assignee: **Harman International Industries, Incorporated**, Northridge, CA (US)

Primary Examiner—Nanda Bondade

(74) *Attorney, Agent, or Firm*—Banner & Witcoff, Ltd.

(**) Term: **14 Years**

(57) **CLAIM**

The ornamental design for a portion of an audio component, as shown and described.

(21) Appl. No.: **29/149,003**

(22) Filed: **Oct. 2, 2001**

DESCRIPTION

(51) **LOC (7) Cl.** **14-99**

FIG. 1 is a perspective view of a portion of an audio component showing my new design;

(52) **U.S. Cl.** **D14/217**

FIG. 2 is a plan view thereof;

(58) **Field of Search** D13/179, 184;
D14/188, 189, 162, 168, 217, 299; 455/344,
347-348, 350, 351

FIG. 3 is a side elevational view of one side, the other side view being a mirror image thereof; and,

FIG. 4 is an end elevational view of one end, the other end view being a mirror image thereof.

(56) **References Cited**

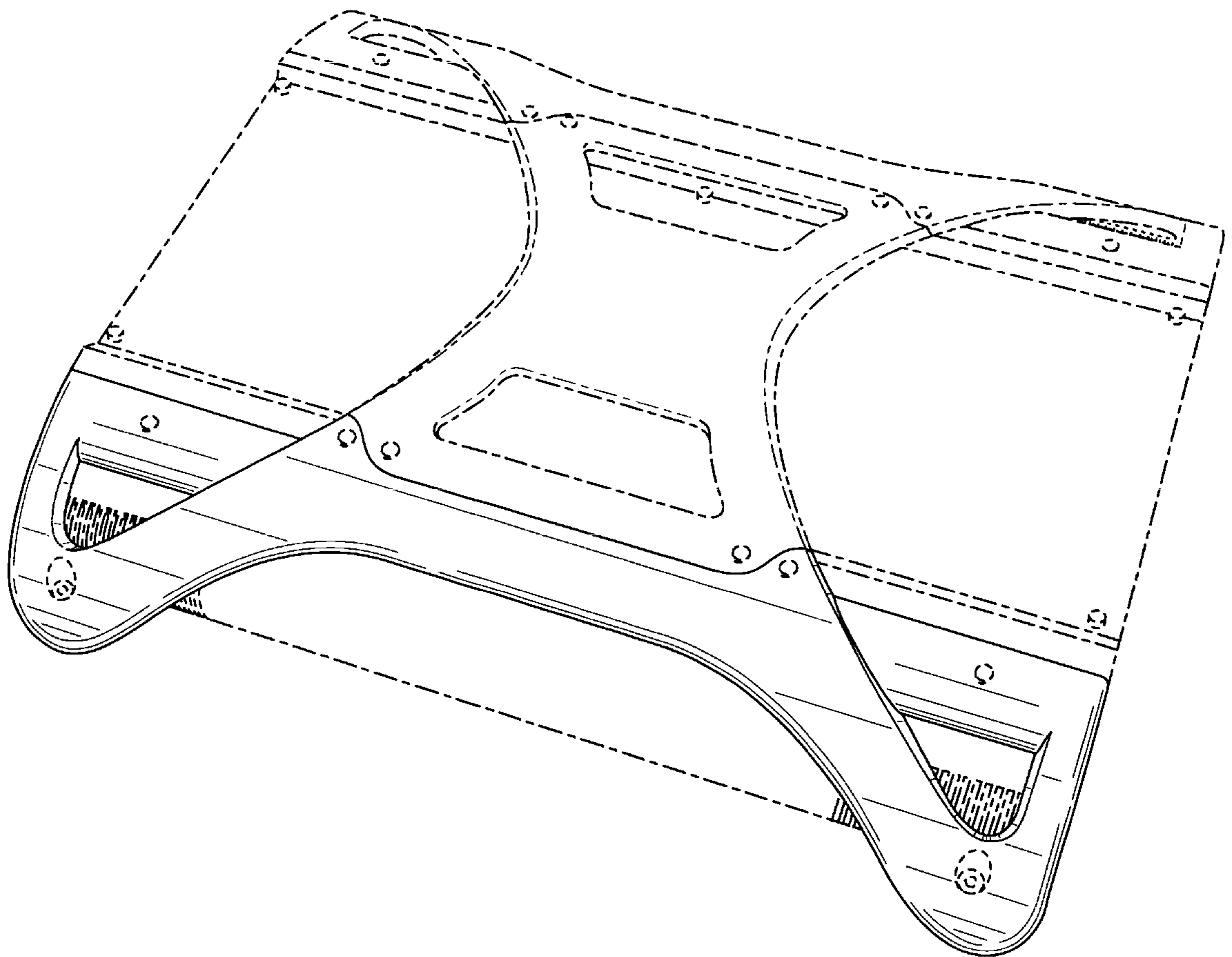
The broken line showing of the circles in the claimed area and the remainder of the audio component is for illustrative purposes only and forms no part of the claimed design.

U.S. PATENT DOCUMENTS

D396,720 S * 8/1998 Yuyama D14/188

D416,904 S * 11/1999 Rabbani D14/188

1 Claim, 3 Drawing Sheets



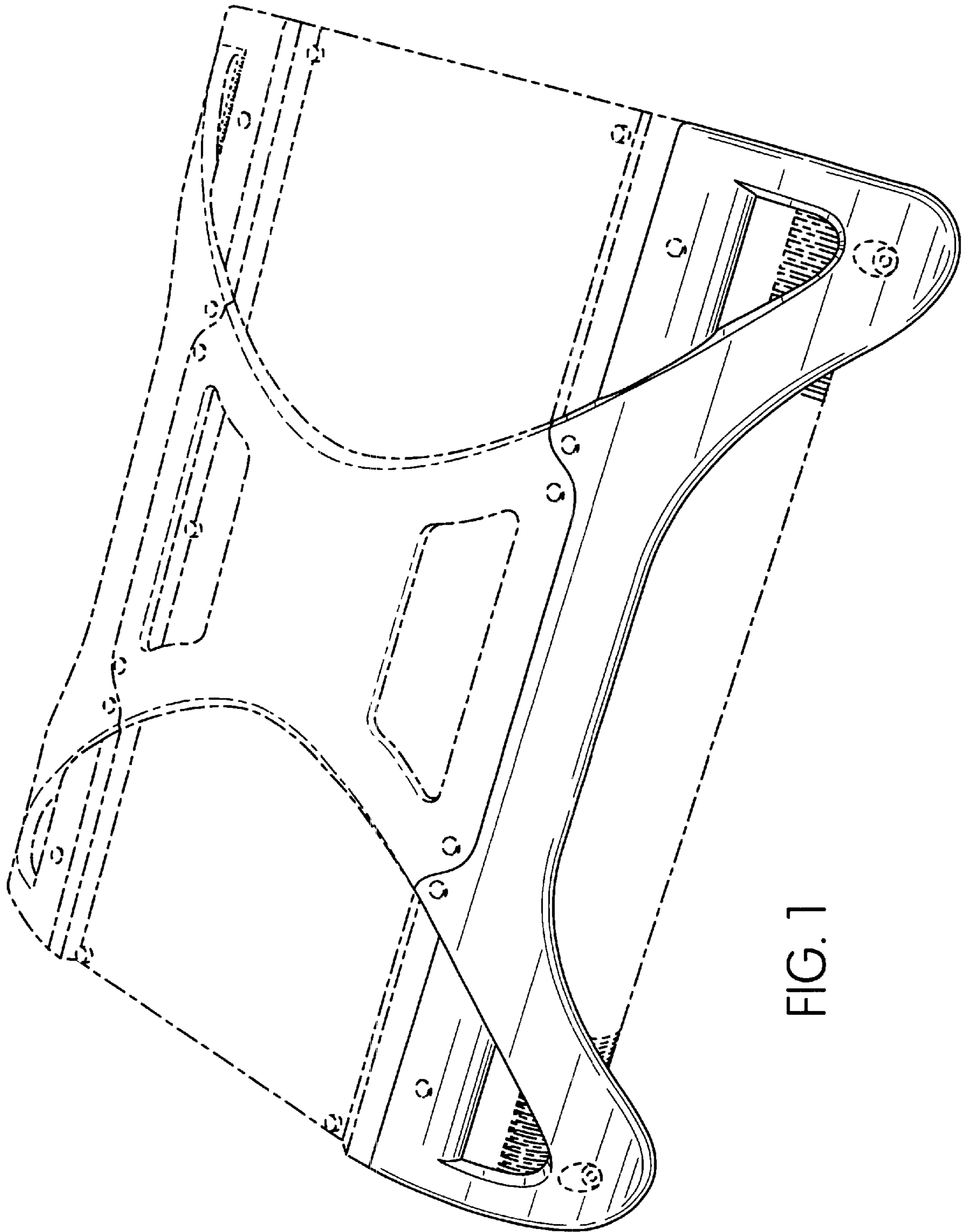


FIG. 1

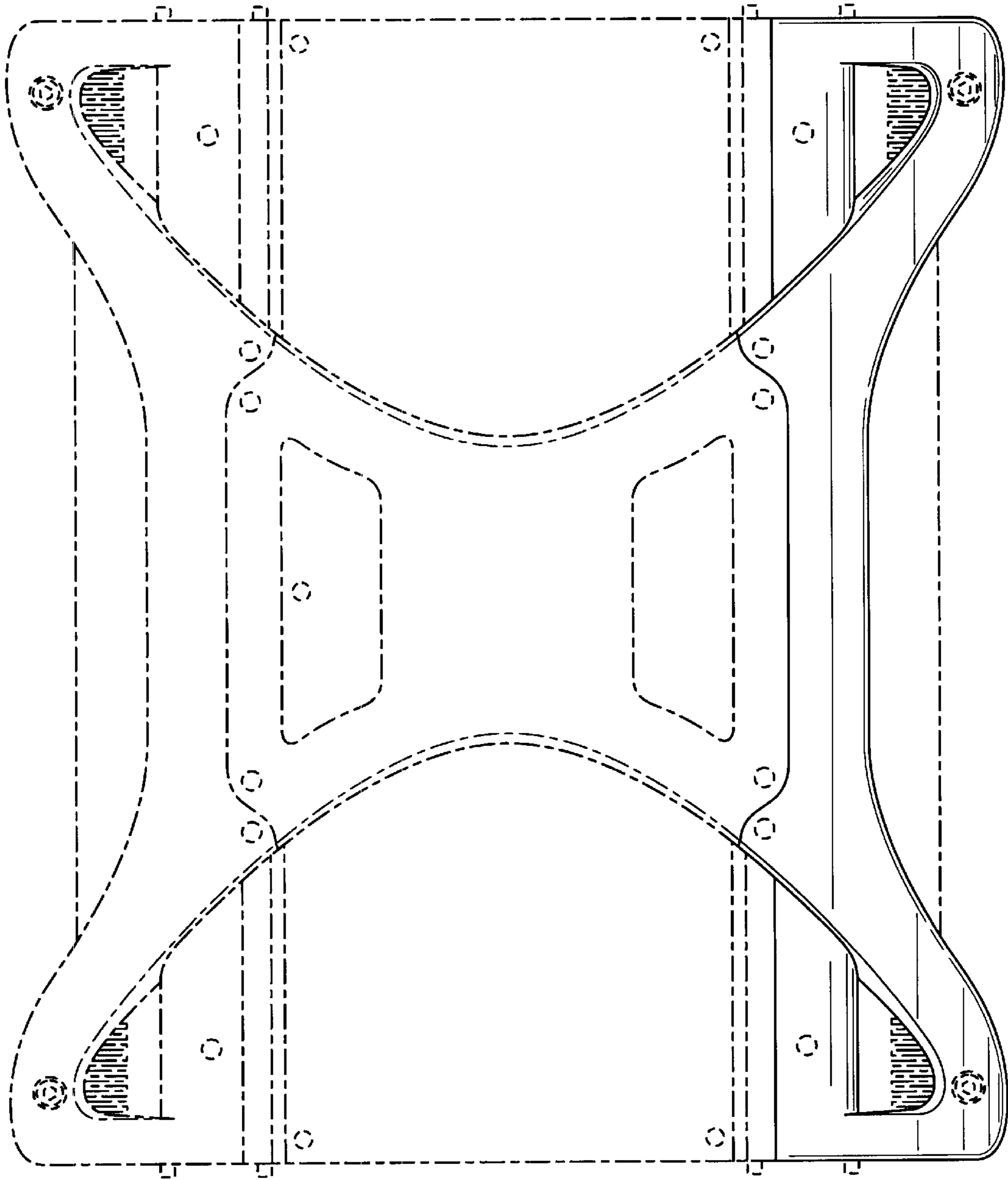


FIG. 2

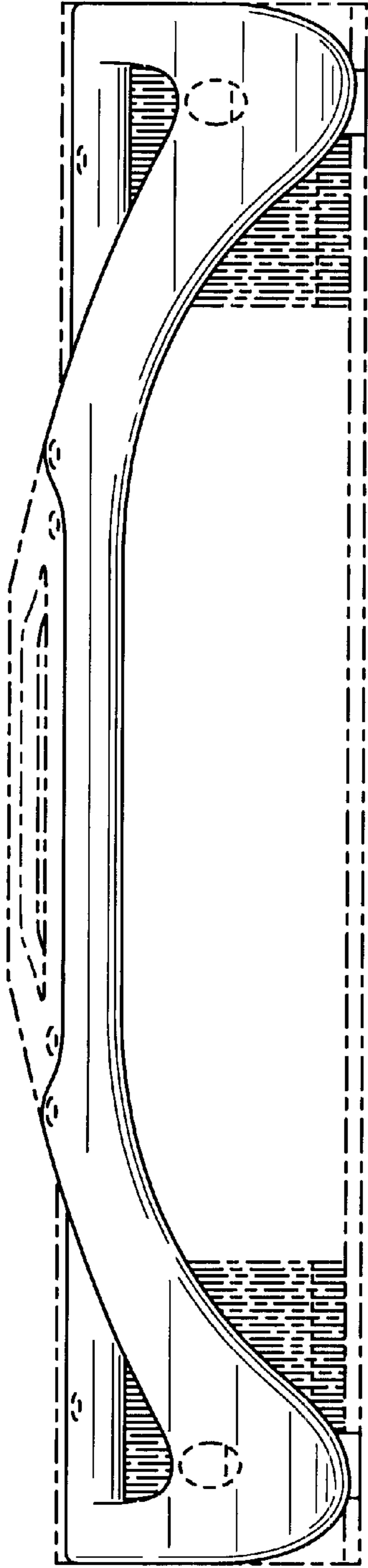


FIG. 3




FIG. 4