



US00D465449S

(12) **United States Design Patent**  
**Lindholm**

(10) **Patent No.:** **US D465,449 S**

(45) **Date of Patent:** **\*\* Nov. 12, 2002**

(54) **FENDER RACK**

4,324,381 A \* 4/1982 Morris ..... 248/311.2  
4,773,348 A \* 9/1988 Rowley ..... 114/219

(75) Inventor: **Jan-Erik Lindholm**, Västerskog (FI)

\* cited by examiner

(73) Assignee: **K. Hartwall Oy AB**, Soderkulla (FI)

*Primary Examiner*—Lisa Lichtenstein

(\*\*) Term: **14 Years**

(74) *Attorney, Agent, or Firm*—Birch, Stewart, Kolasch & Birch, LLP

(21) Appl. No.: **29/150,135**

(57) **CLAIM**

(22) Filed: **Nov. 8, 2001**

The ornamental design for a fender rack, as shown and described.

(30) **Foreign Application Priority Data**

**DESCRIPTION**

May 8, 2001 (FI) ..... M-20010315

(51) **LOC (7) Cl.** ..... **12-06**

FIG. 1 is a back, left, top perspective view of the fender rack showing my new design;

(52) **U.S. Cl.** ..... **D12/317**

FIG. 2 is a front view thereof;

(58) **Field of Search** ..... D12/300–317;  
114/219

FIG. 3 is a top view thereof; and,


FIG. 4 is a left side view thereof, the right side being a mirror image of that shown.

(56) **References Cited**

**U.S. PATENT DOCUMENTS**

4,290,529 A \* 9/1981 Jones et al. .... 211/60.1

**1 Claim, 4 Drawing Sheets**



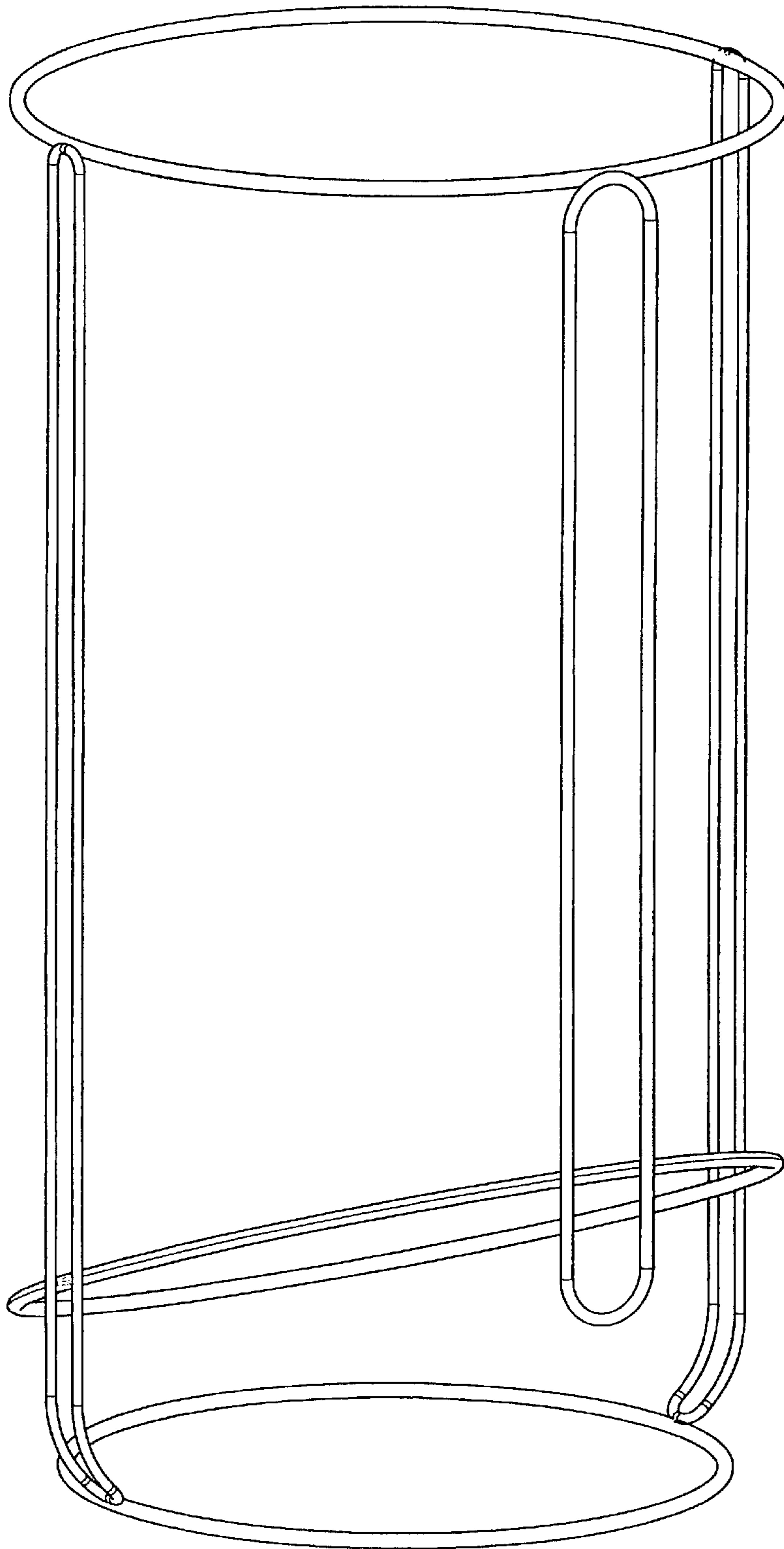


FIG.1

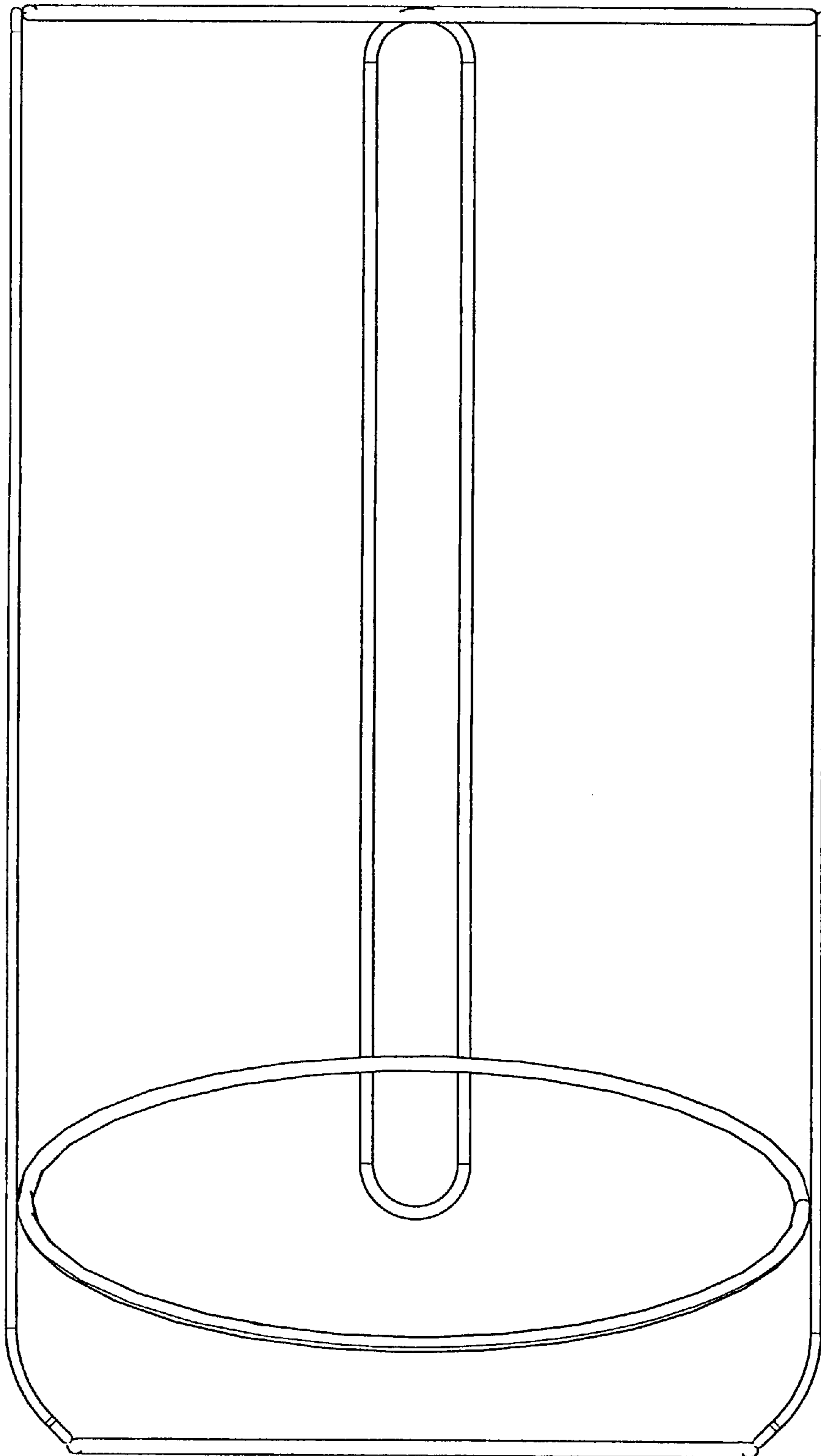


FIG.2

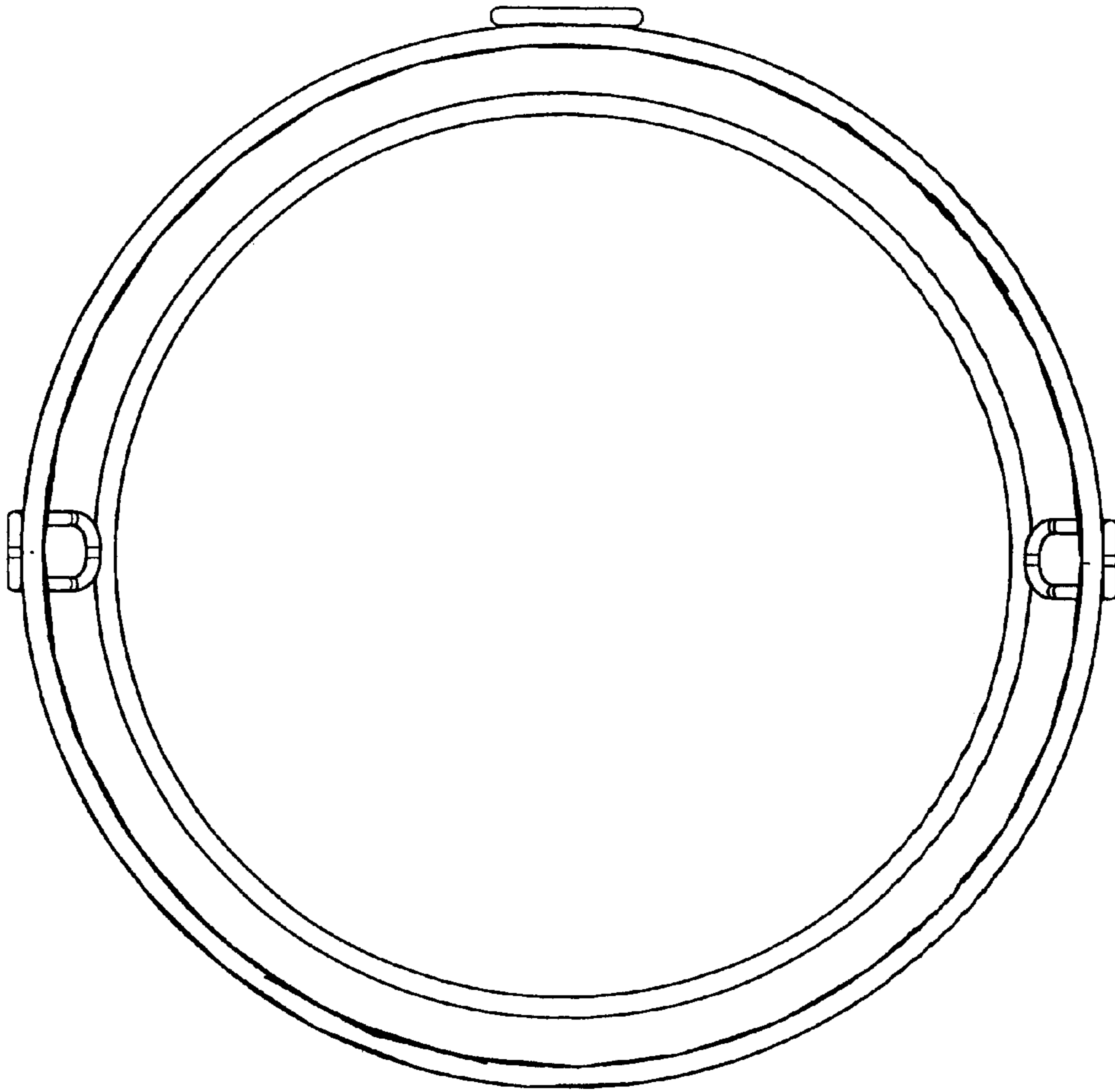


FIG.3




FIG. 4