



US00D465442S

(12) **United States Design Patent**  
**Murkett**

(10) **Patent No.:** **US D465,442 S**

(45) **Date of Patent:** **\*\* Nov. 12, 2002**

(54) **SURFACE CONFIGURATION OF A FRONT BUMPER FOR A VEHICLE**

*Primary Examiner*—Melody N. Brown  
(74) *Attorney, Agent, or Firm*—Crowell & Moring LLP

(75) **Inventor:** **Stephen Murkett**, Gerlingen (DE)

(57) **CLAIM**

(73) **Assignee:** **Dr. Ing. h.c.F. Porsche Aktiengesellschaft**, Stuttgart (DE)

The ornamental design for a surface configuration of a front bumper for a vehicle, as shown and described.

(\*\*) **Term:** **14 Years**

**DESCRIPTION**

(21) **Appl. No.:** **29/151,819**

This application is related to the following co-pending applications, of the inventor, filed on even date herewith: U.S. patent application Ser. No. 29/151,801, entitled "Surface Configuration of a Vehicle and Toy"; U.S. patent application Ser. No. 29/151,807, entitled "Surface Configuration of a Front Bumper for a Vehicle"; U.S. patent application Ser. No. 29/151,815, entitled "Surface Configuration of a Front End of a Vehicle"; and U.S. patent application Ser. No. 29/151,824, entitled "Surface Configuration of a Front End of a Vehicle".

(22) **Filed:** **Dec. 12, 2001**

(30) **Foreign Application Priority Data**

Jun. 12, 2001 (DE) ..... 4 01 05 162  
Jun. 12, 2001 (DE) ..... 4 01 05 161

(51) **LOC (7) Cl.** ..... **12-16**

(52) **U.S. Cl.** ..... **D12/169**

(58) **Field of Search** ..... D12/169, 196;  
296/180.1, 180.2; 293/113, 117, 102, 120

FIG. 1 is a front view of a surface configuration of a front bumper for a vehicle according to my novel design; and,

(56) **References Cited**

FIG. 2 is a perspective view of the surface configuration of a front bumper for a vehicle according to my novel design.

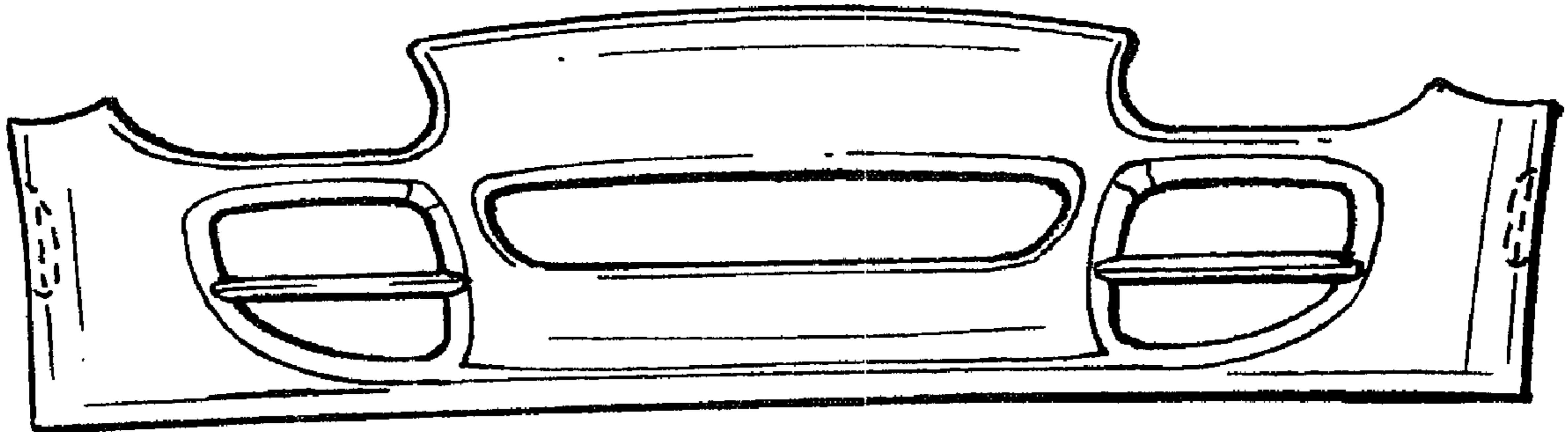
**U.S. PATENT DOCUMENTS**

D419,932 S \* 2/2000 Horbury et al. .... D12/169  
D427,553 S \* 7/2000 Pfeiffer ..... D12/169  
D437,812 S \* 2/2001 Lai ..... D12/169  
D447,725 S \* 9/2001 Hatter ..... D12/169  
D452,668 S \* 1/2002 Yokomaka ..... D12/169

The broken lines included in the drawings depict environment and are not part of the claimed design.

\* cited by examiner

**1 Claim, 1 Drawing Sheet**






FIG. 1




FIG. 2