



US00D465436S

(12) **United States Design Patent**
Dehner et al.

(10) **Patent No.:** **US D465,436 S**

(45) **Date of Patent:** **** Nov. 12, 2002**

(54) **AUTOMOBILE BODY**

(75) Inventors: **Joseph S. Dehner**, Bloomfield, MI
(US); **John E. Crain**, Birmingham, MI
(US)

(73) Assignee: **DaimlerChrysler Corporation**, Auburn
Hills, MI (US)

(**) Term: **14 Years**

(21) Appl. No.: **29/133,997**

(22) Filed: **Dec. 7, 1999**

(51) **LOC (7) Cl.** **12-08**

(52) **U.S. Cl.** **D12/92**

(58) **Field of Search** D12/90-92; 296/185

(56) **References Cited**

U.S. PATENT DOCUMENTS

D350,086 S	8/1994	Kong et al.	D12/92
D351,573 S	10/1994	Kong et al.	D12/92
D356,758 S	3/1995	Ackerman et al.	D12/92
D366,231 S	1/1996	Wagner et al.	D12/92
D370,876 S	6/1996	Santoro et al.	D12/92
D391,522 S	3/1998	Hall et al.	D12/92
D394,829 S	6/1998	Hubbach et al.	D12/92
D396,830 S	8/1998	Hall et al.	D12/92

D405,390 S	*	2/1999	Castiglione et al.	D12/92
D406,550 S		3/1999	Castiglione et al.	D12/92
D406,799 S	*	3/1999	Fisker	D12/92
D408,328 S		4/1999	Ayoub et al.	D12/92

* cited by examiner

Primary Examiner—Melody N. Brown

(74) *Attorney, Agent, or Firm*—Ralph E. Smith

(57) **CLAIM**

The ornamental design for an automobile body, as shown and described.

DESCRIPTION

FIG. 1 is a front perspective view illustrating an automobile body constructed in accordance with the teachings of the present invention.


FIG. 2 is a rear perspective view thereof.

FIG. 3 is a left side view thereof, it will be understood that the side opposite to that shown is a substantial mirror image thereof; and,

FIG. 4 is a front view thereof.

It will be understood that the broken line showing of the wheels, tires and tailpipes throughout the drawings is for illustrative purposes only and forms no part of the subject invention.

1 Claim, 4 Drawing Sheets



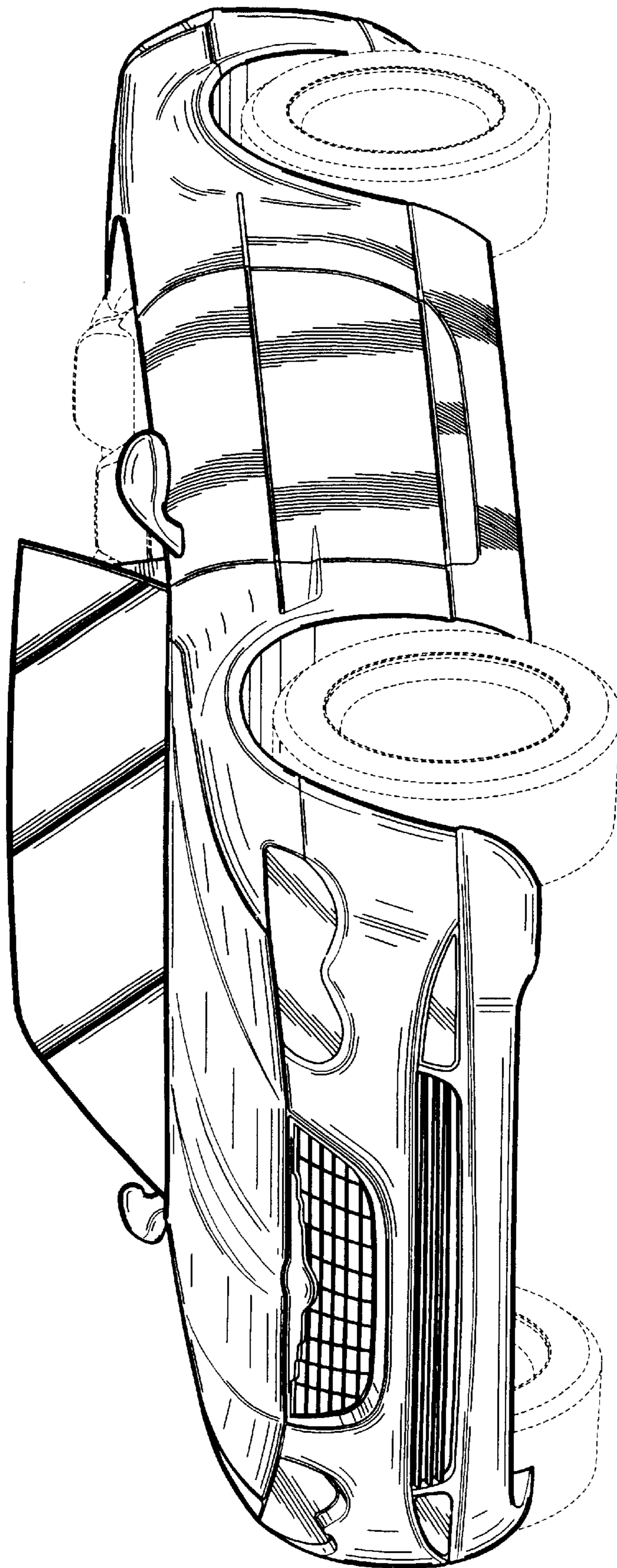


Figure - 1

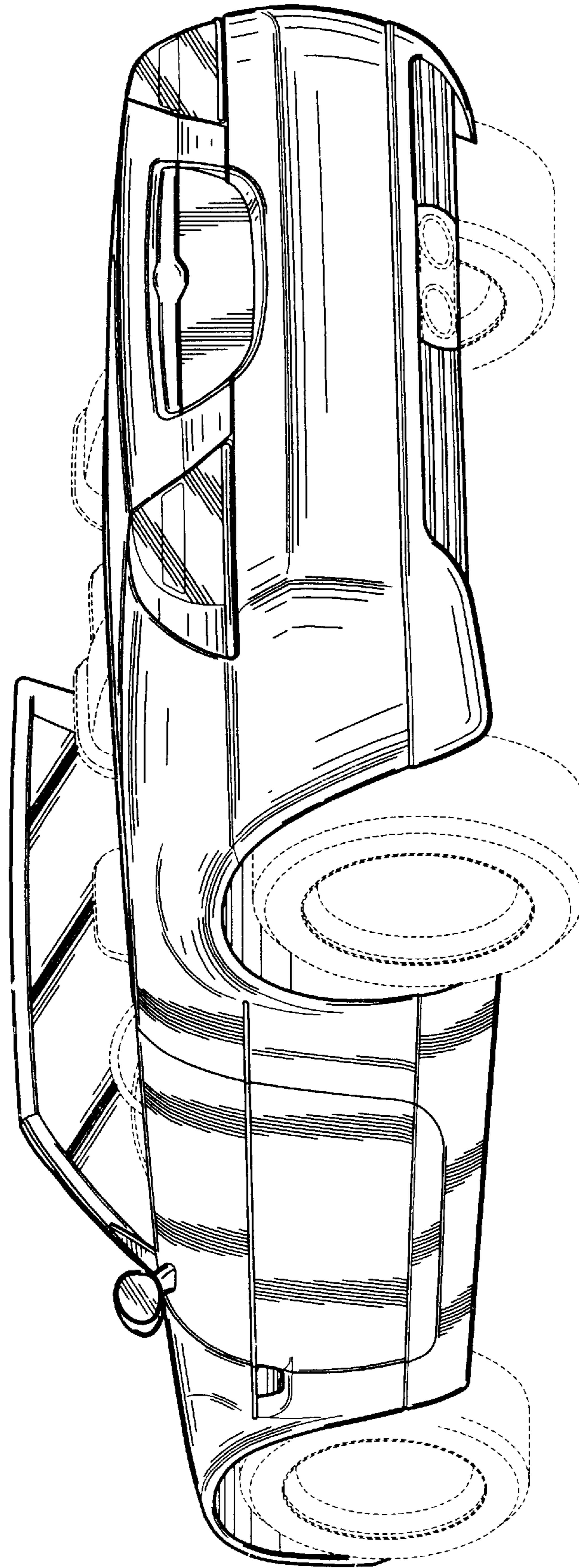


Figure - 2

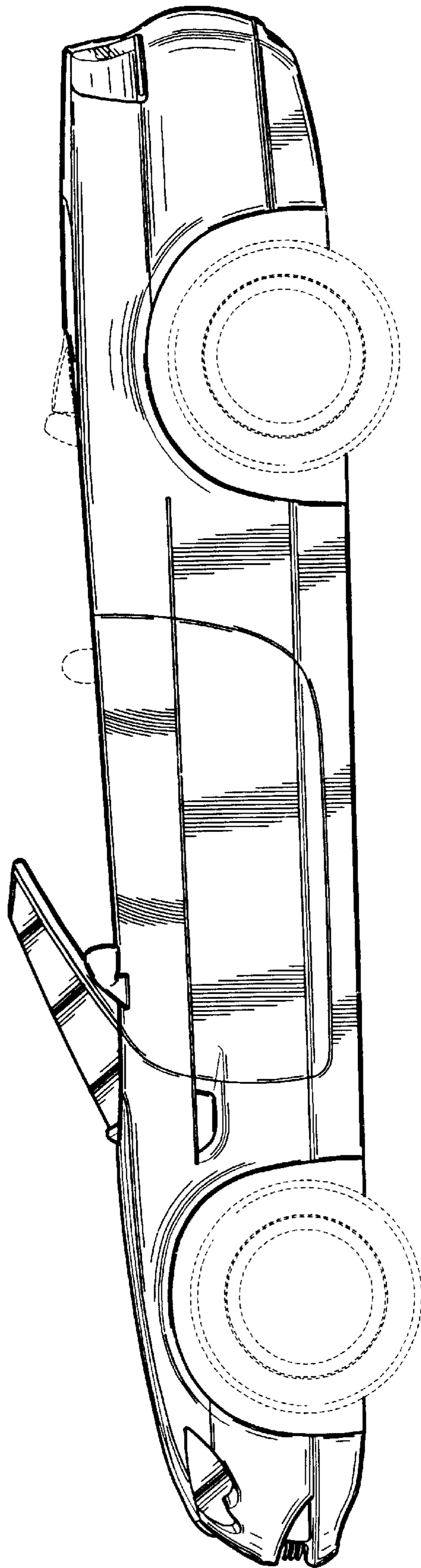


Figure - 3




Figure - 4