



US00D465435S

(12) **United States Design Patent**
Legueu

(10) **Patent No.:** **US D465,435 S**

(45) **Date of Patent:** **** Nov. 12, 2002**

(54) **ARMORED VEHICLE**

(75) **Inventor:** **Emmanuel Legueu, Guerande (FR)**

(73) **Assignee:** **Ateliers de Constructions Mecaniques de l'Atlantique, Saint Nazaire (FR)**

(**) **Term:** **14 Years**

(21) **Appl. No.:** **29/152,993**

(22) **Filed:** **Jan. 7, 2002**

(30) **Foreign Application Priority Data**

Jul. 6, 2001 (FR) 01 3971

(51) **LOC (7) Cl.** **12-13**

(52) **U.S. Cl.** **D12/12**

(58) **Field of Search** D12/12; 89/36.08, 89/36.13, 40.03, 36.09

(56) **References Cited**

U.S. PATENT DOCUMENTS

- D245,156 S * 7/1977 Longeau D12/12
- D251,289 S * 3/1979 Larson D12/12
- D256,225 S * 8/1980 Bauer D12/12
- D264,322 S * 5/1982 Lelanc D12/12
- D267,001 S * 11/1982 Lelanc D12/12

- D269,418 S * 6/1983 Appelblatt et al. D12/13
- D270,526 S * 9/1983 Legueu D12/12
- D289,389 S * 4/1987 Picard D12/12
- D308,187 S * 5/1990 Ottevaere et al. D12/12
- D315,535 S * 3/1991 Lockhart D12/12
- D323,305 S * 1/1992 Smith D12/12

* cited by examiner

Primary Examiner—Stacia Cadmus

(74) *Attorney, Agent, or Firm*—Young & Thompson

(57) **CLAIM**

The ornamental design for an armored vehicle, as shown and described.

DESCRIPTION

FIG. 1 is a top, front and side perspective view of an armored vehicle showing my new design;
 FIG. 2 is a front and side view thereof;
 FIG. 3 is a front and side view thereof showing the side opposite that shown in FIG. 2;
 FIG. 4 is a side and rear view thereof showing the same side shown in FIG. 3;
 FIG. 5 is a front elevational view thereof; and,
 FIG. 6 is a rear elevational view thereof.

1 Claim, 6 Drawing Sheets




FIG. 1




FIG. 2




FIG. 3



FIG. 4




FIG. 5




FIG. 6

