



US00D465432S

(12) **United States Design Patent**
Henmi

(10) **Patent No.:** **US D465,432 S**

(45) **Date of Patent:** **** Nov. 12, 2002**

(54) **HEAD OF PENDANT**

(75) Inventor: **Mari Henmi**, Setagaya-ku (JP)

(73) Assignee: **Henmi Promotion Limited Liability Company**, Tokyo (JP)

(**) Term: **14 Years**

(21) Appl. No.: **29/139,901**

(22) Filed: **Apr. 9, 2001**

(30) **Foreign Application Priority Data**

Oct. 12, 2000 (JP) 2000-028777

(51) **LOC (7) Cl.** **11-03**

(52) **U.S. Cl.** **D11/96; D11/103**

(58) **Field of Search** D11/1, 2, 7, 11,
D11/14, 40, 41, 43, 44, 47-49, 53, 55,
62-63, 86, 65-66, 68-70, 72-73, 75-77,
79-97, 99-101, 103, 108, 110, 112, 115;
D3/211; D99/27; 63/1.11, 1.14, 12, 13,
14.1, 18-20, 23

(56) **References Cited**

U.S. PATENT DOCUMENTS

- D186,946 S * 12/1959 Schuessler D11/81
- D237,723 S * 11/1975 Sweet D99/27
- D246,607 S * 12/1977 Radisich D99/25
- D251,717 S * 5/1979 Graves D11/103

- D255,279 S * 6/1980 Graves D99/27
- D338,633 S * 8/1993 Andre D11/96
- D401,885 S * 12/1998 Goldstein et al. D11/81
- D416,513 S * 11/1999 Tavone D11/96

* cited by examiner

Primary Examiner—Ralf Seifert

(74) *Attorney, Agent, or Firm*—Oliff & Berridge, PLC

(57) **CLAIM**

The ornamental design for a head of pendant, as shown and described.

DESCRIPTION

FIG. 1 is a front view of a head of pendant showing my new design;

FIG. 2 is a rear view of the head of pendant of FIG. 1.

FIG. 3 is a top plane view of the head of pendant of FIG. 1.

FIG. 4 is a bottom view of the head of pendant of FIG. 1.

FIG. 5 is a right side view of the head of pendant of FIG. 1.

FIG. 6 is a vertical sectional view of the head of pendant taken along the line A—A; and,

FIG. 7 is a perspective view showing a condition where a chain is secured to the head of the pendant. Left side view is omitted since the view is identical to right side view.

The head of pendant is available to use as a pendant, or as a necklace, or as a brooch with a chain, a safety pin, or a string passing through a ring hole at the back of the upper part of the head of pendant.

1 Claim, 7 Drawing Sheets




FIG. 1




FIG. 2




FIG. 3

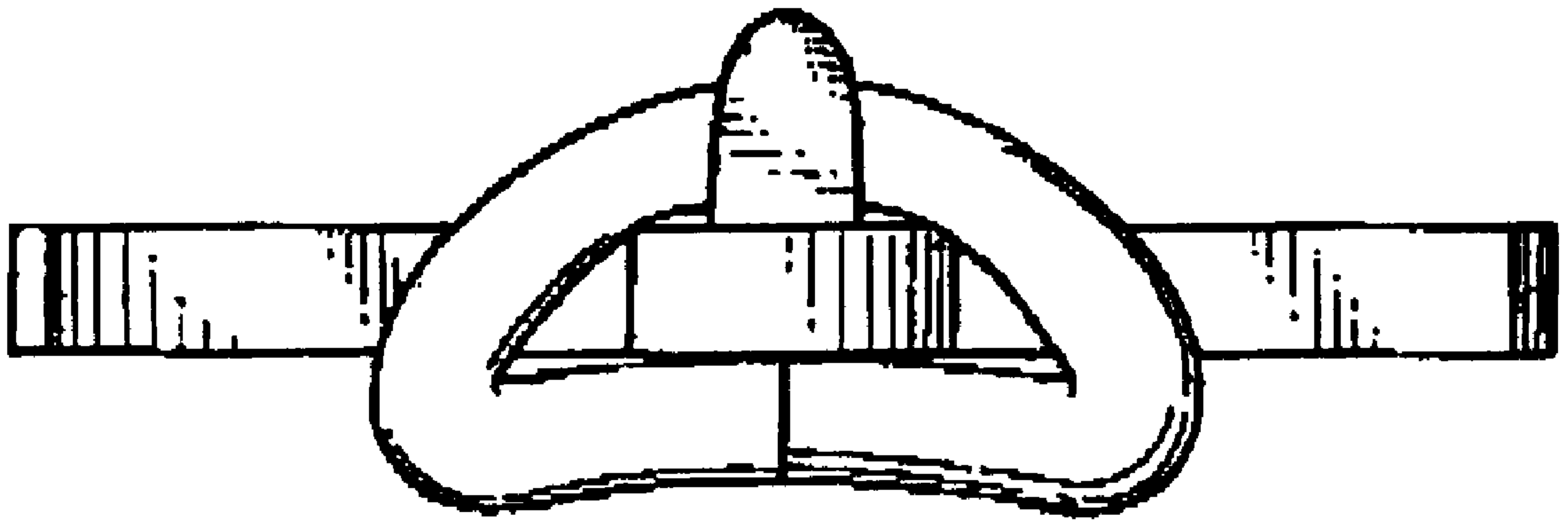


FIG. 4

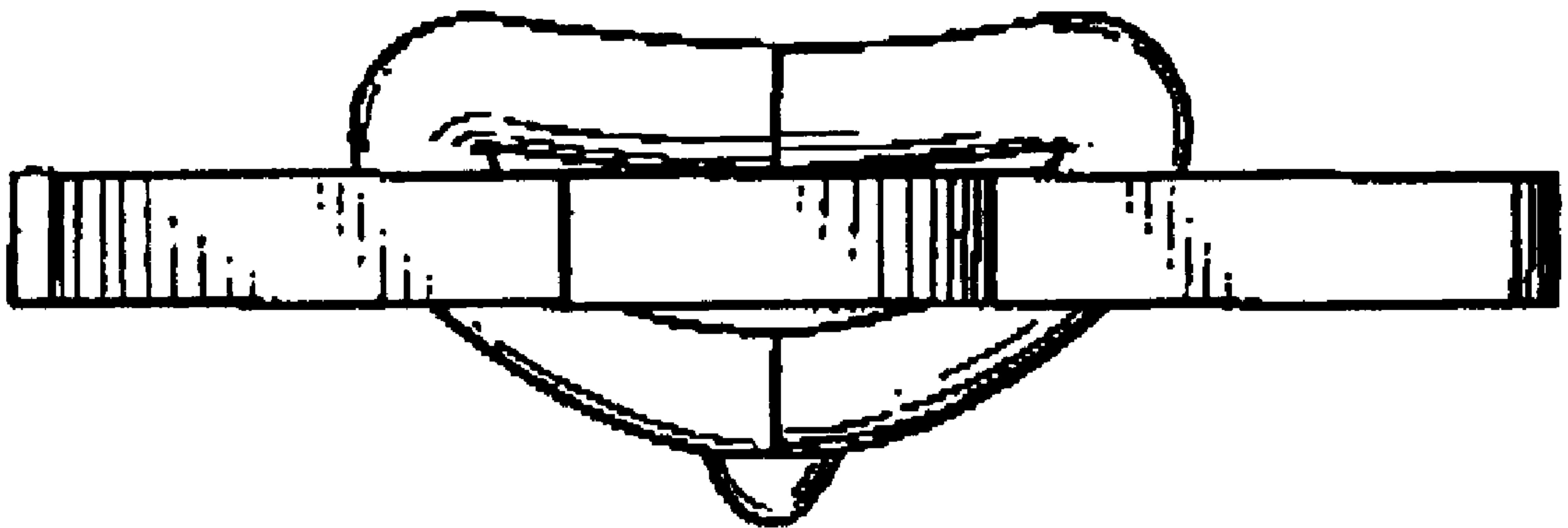


FIG. 5

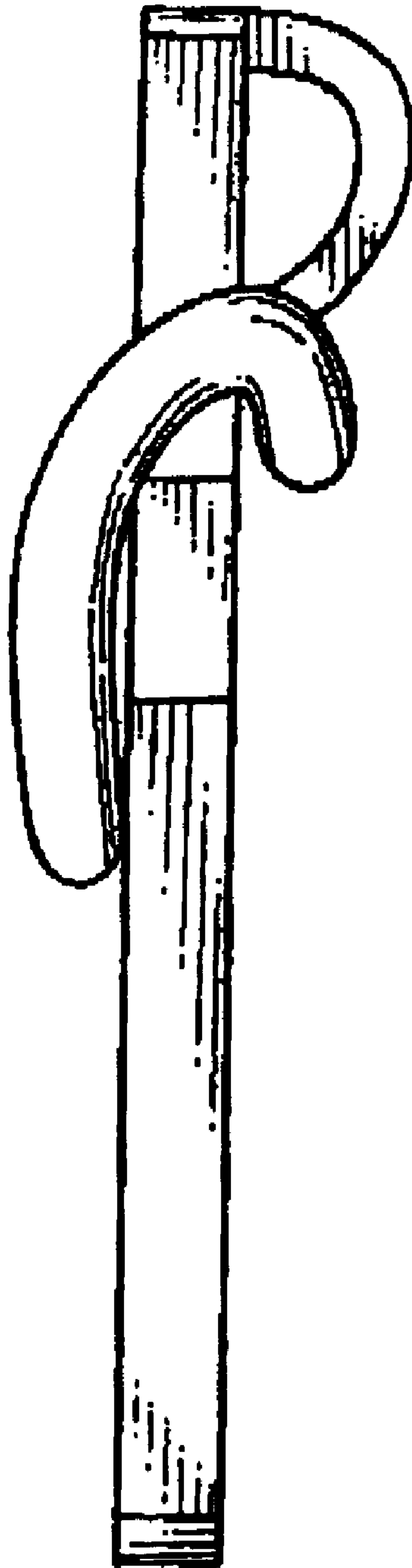


FIG. 6

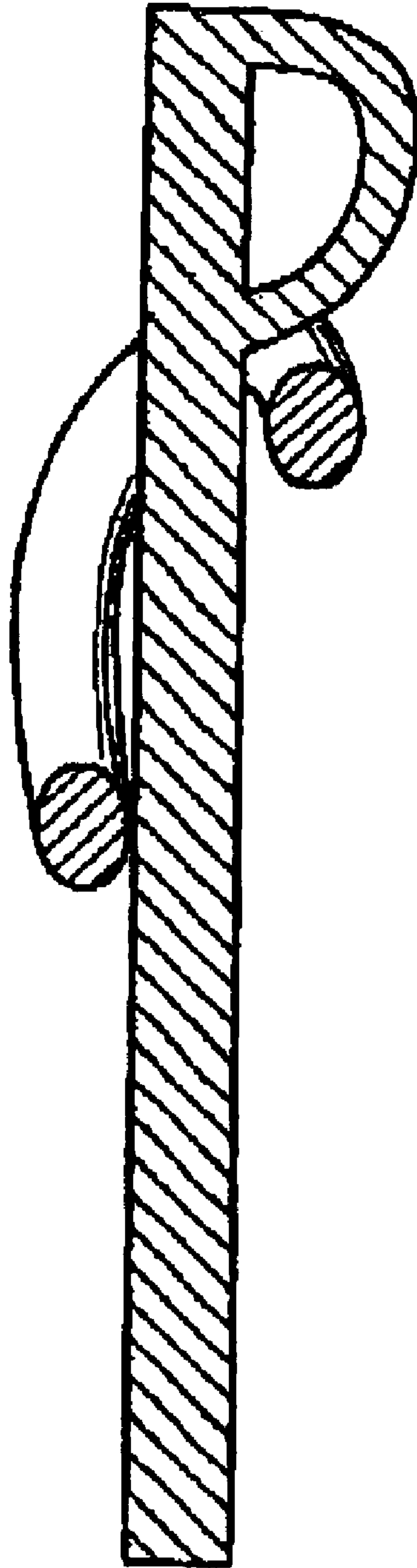


FIG. 7

