



US00D465413S

(12) **United States Design Patent**
Humphrey

(10) **Patent No.:** **US D465,413 S**

(45) **Date of Patent:** **** Nov. 12, 2002**

(54) **PACKAGE**

(75) **Inventor:** **Neill W. Humphrey**, El Dorado Hills, CA (US)

(73) **Assignee:** **Trade Source International**, El Dorado Hills, CA (US)

(**) **Term:** **14 Years**

(21) **Appl. No.:** **29/148,181**

(22) **Filed:** **Sep. 16, 2001**

Related U.S. Application Data

(62) Division of application No. 29/144,503, filed on Jul. 3, 2001, which is a division of application No. 29/137,247, filed on Feb. 16, 2001, now Pat. No. Des. 447,409, which is a division of application No. 29/124,921, filed on Jun. 14, 2000, now Pat. No. Des. 439,836, which is a division of application No. 29/121,730, filed on Apr. 4, 2000, now Pat. No. Des. 434,317, which is a division of application No. 29/101,256, filed on Mar. 1, 1999, now Pat. No. Des. 433,325.

(51) **LOC (7) Cl.** **09-03**

(52) **U.S. Cl.** **D9/415**

(58) **Field of Search** D9/415, 418, 337, D9/341, 346, 430; 206/461-471, 495, 320, 775-783, 757, 765

(56) **References Cited**

U.S. PATENT DOCUMENTS

3,116,825 A * 1/1964 Thomas 206/775

4,099,612 A	*	7/1978	Hanson	206/45.19
4,702,368 A	*	10/1987	Jones	206/461
4,702,374 A	*	10/1987	Kelner	206/462
5,289,916 A	*	3/1994	Mickelberg	206/756
D414,108 S	*	9/1999	Humphrey	D9/415
5,947,291 A	*	9/1999	Humphrey	206/463
D418,408 S	*	1/2000	Humphrey	D9/415
D439,836 S	*	4/2000	Humphrey	D9/415
D433,325 S	*	11/2000	Humphrey	D9/418
D447,409 S	*	9/2001	Humphrey	D9/415

* cited by examiner

Primary Examiner—Prabhakar Deshmukh

(74) *Attorney, Agent, or Firm*—Oppenheimer Wolff & Donnelly LLP

(57) **CLAIM**

The ornamental design for a package, as shown and described.

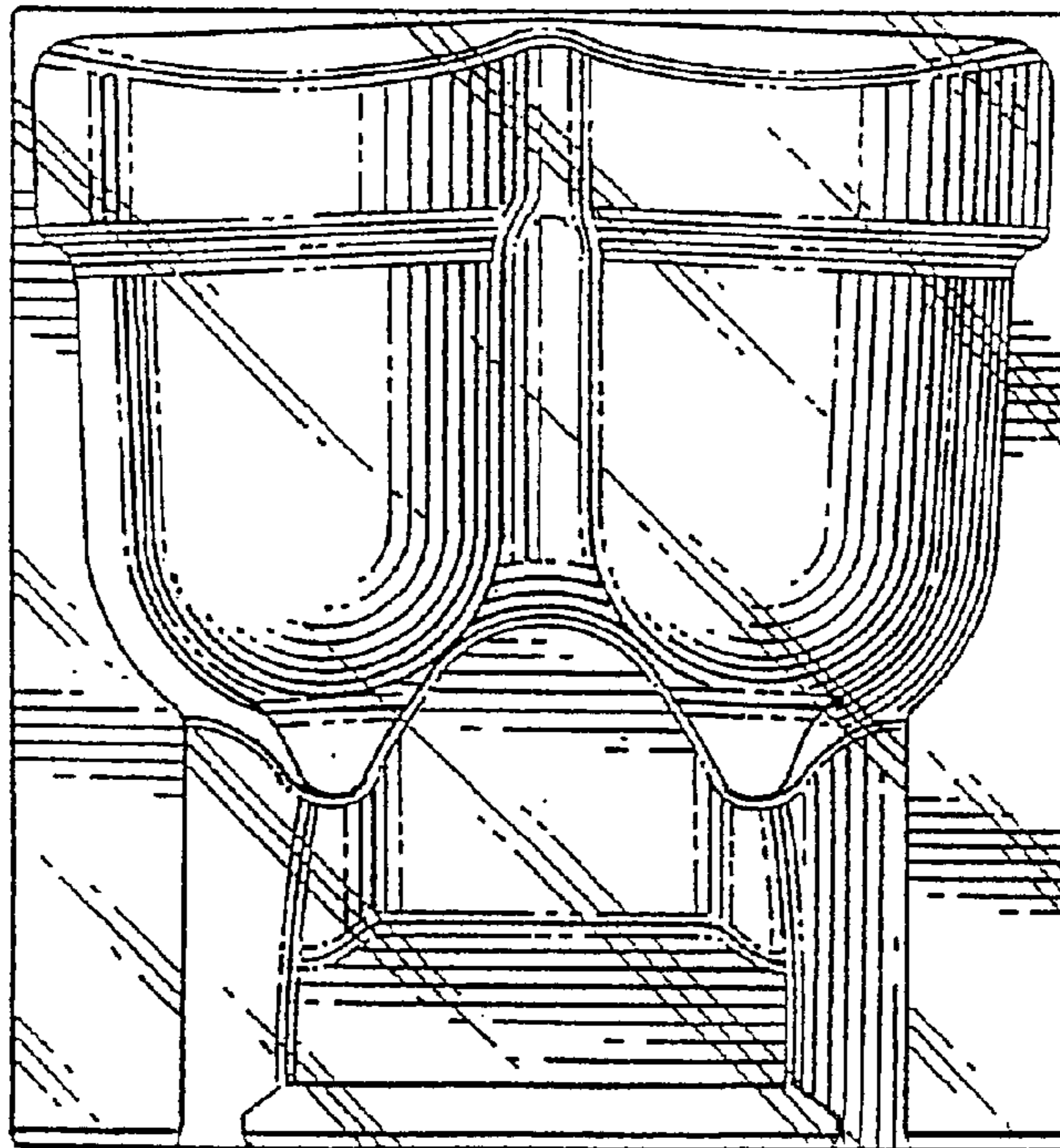
DESCRIPTION

FIG. 1 is a front elevational view of a package showing the embodiment of the invention;

FIG. 2 is a top plan view of the package of FIG. 1; and,

FIG. 3 is a right side elevational view of the package of FIG. 1, the left side elevational view being a mirror image thereof.

1 Claim, 1 Drawing Sheet



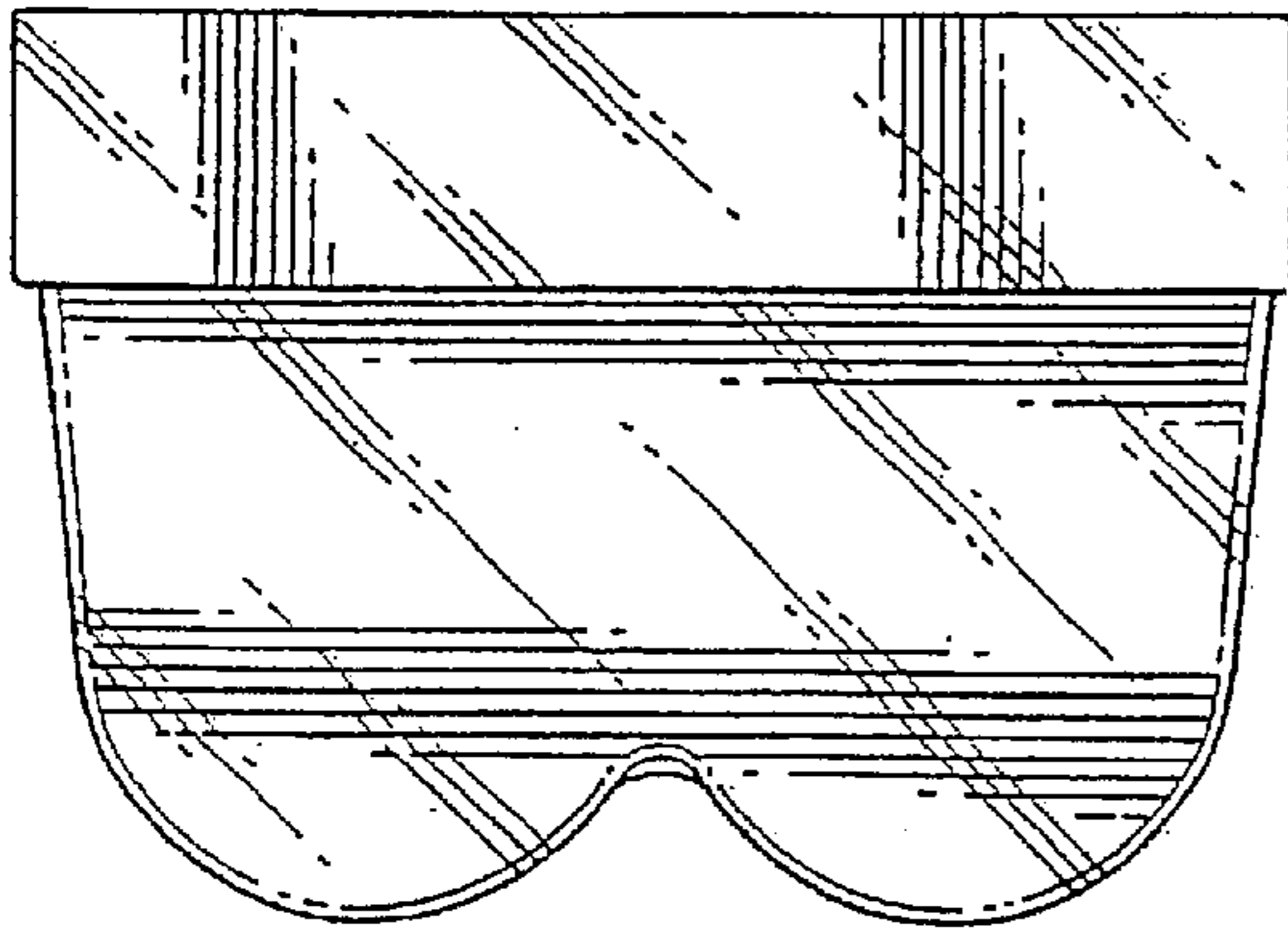


FIG. 2

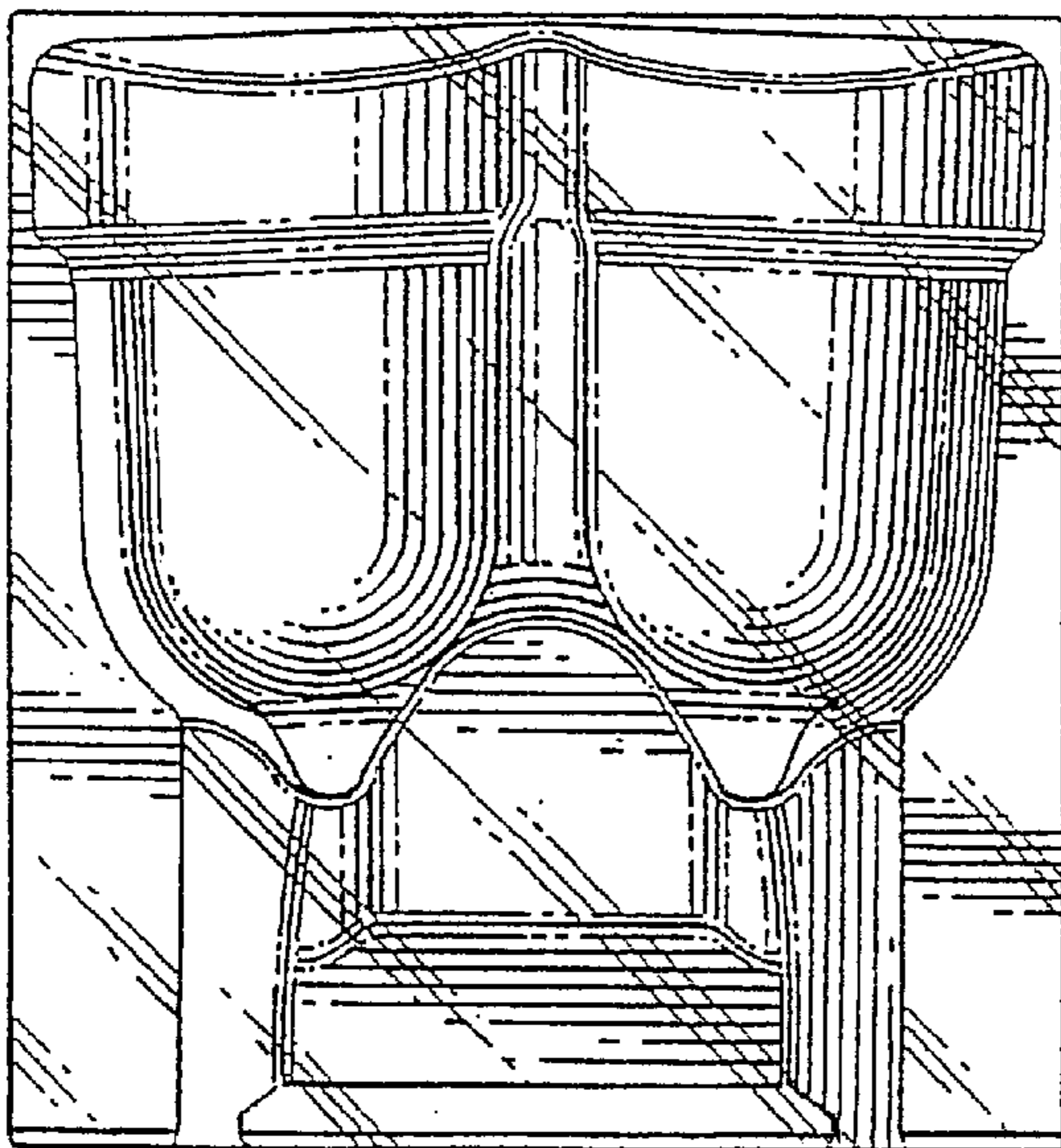


FIG. 1

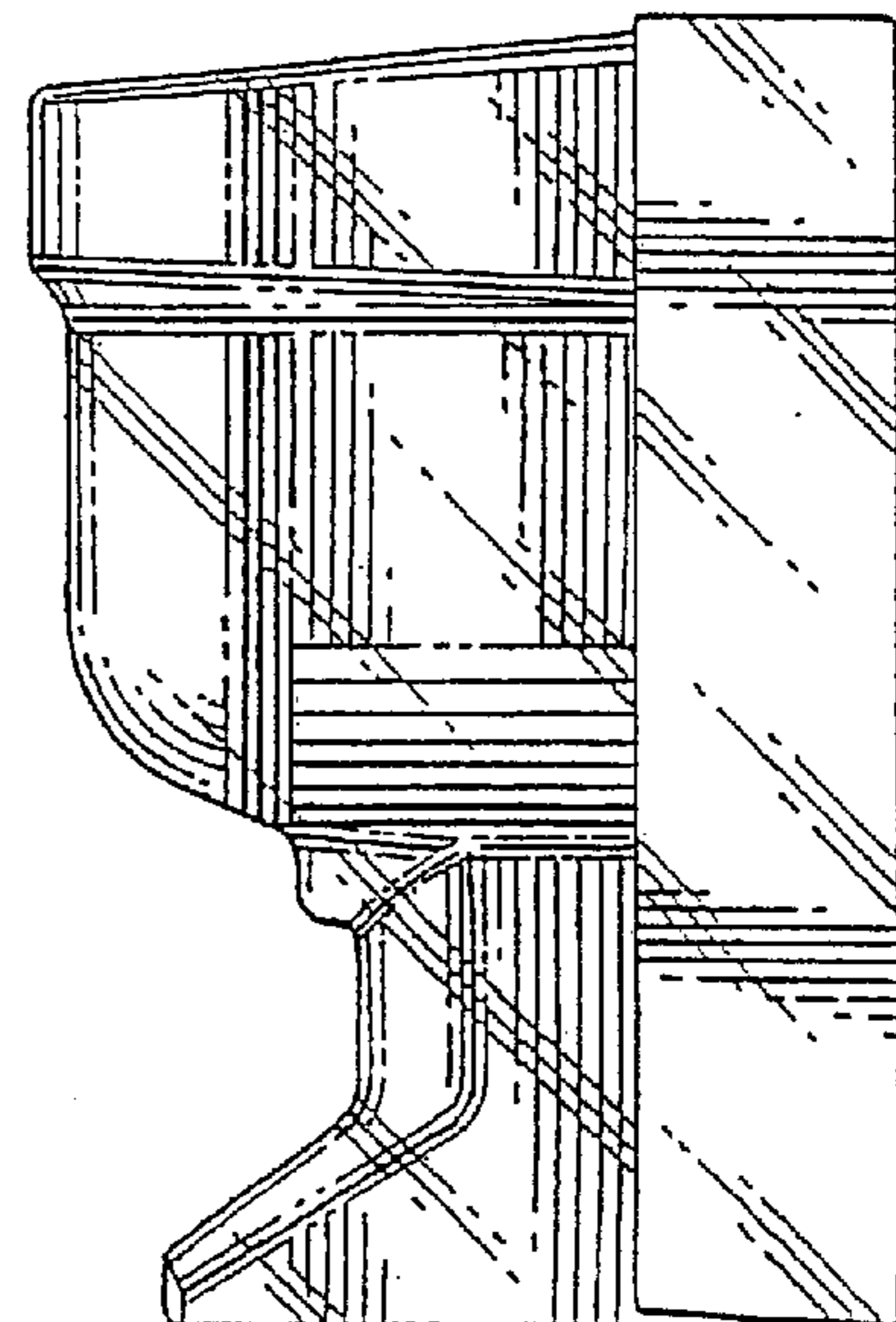


FIG. 3