



US00D465412S

(12) **United States Design Patent**
Addis et al.

(10) **Patent No.:** **US D465,412 S**

(45) **Date of Patent:** **** Nov. 12, 2002**

(54) **BOTTLE**

(75) Inventors: **David Addis**, Morristown, NJ (US);
Jack E. Haney, Norcross, GA (US);
Donald E. Staples, Grayson, GA (US);
Catherine SzeTu, Mineola, NY (US);
Michael P. Tune, Bartlett, TN (US)

(73) Assignee: **Schering-Plough Healthcare Products, Inc.**, Memphis, TN (US)

(**) Term: **14 Years**

(21) Appl. No.: **29/145,304**

(22) Filed: **Jul. 19, 2001**

(51) **LOC (7) Cl.** **09-01**

(52) **U.S. Cl.** **D9/332; D9/302**

(58) **Field of Search** D9/332, 302, 305-307,
D9/537-543; 215/382-384; 222/92, 94,
105, 107, 129, 145.1, 145.3, 212, 213

(56) **References Cited**

U.S. PATENT DOCUMENTS

D337,261 S	*	7/1993	Sherman	D9/302
D356,026 S	*	3/1995	Iaia et al.	D9/302
D370,415 S	*	6/1996	Seppala	D9/537
D383,383 S	*	9/1997	Prestia et al.	D9/322 X
D392,879 S	*	3/1998	Couey	D9/302

* cited by examiner

Primary Examiner—Terry A. Wallace

(74) *Attorney, Agent, or Firm*—Robert A. Franks

(57) **CLAIM**

The ornamental design for a bottle, as shown and described.

DESCRIPTION

FIG. 1 is a perspective view of a bottle, showing the top, the left side and the front of our new design;

FIG. 2 is an elevational view of the front of the bottle;

FIG. 3 is an elevational view of the back of the bottle;

FIG. 4 is an elevational view of the left side of the bottle;

FIG. 5 is an elevational view of the right side of the bottle;

FIG. 6 is a plan view of the bottom of the bottle;

FIG. 7 is a plan view of the top of the bottle;

FIG. 8 is a perspective view as in FIG. 1, additionally showing with broken lines a large-diameter cap attached to the bottom of the bottle.

FIG. 9 is a perspective view of the bottle of FIG. 8, showing the back, the right side and the top of the bottle;

FIG. 10 is a perspective view as in FIG. 1, additionally showing with broken lines a small-diameter cap attached to the bottom of the bottle; and,

FIG. 11 is a perspective view of the bottle of FIG. 10, showing the back, the right side and the top of the bottle.

The caps shown with broken lines in FIGS. 8-11 are present for purposes of illustration and form no part of the claimed design.

1 Claim, 10 Drawing Sheets






FIG. 1




FIG. 2



FIG. 3

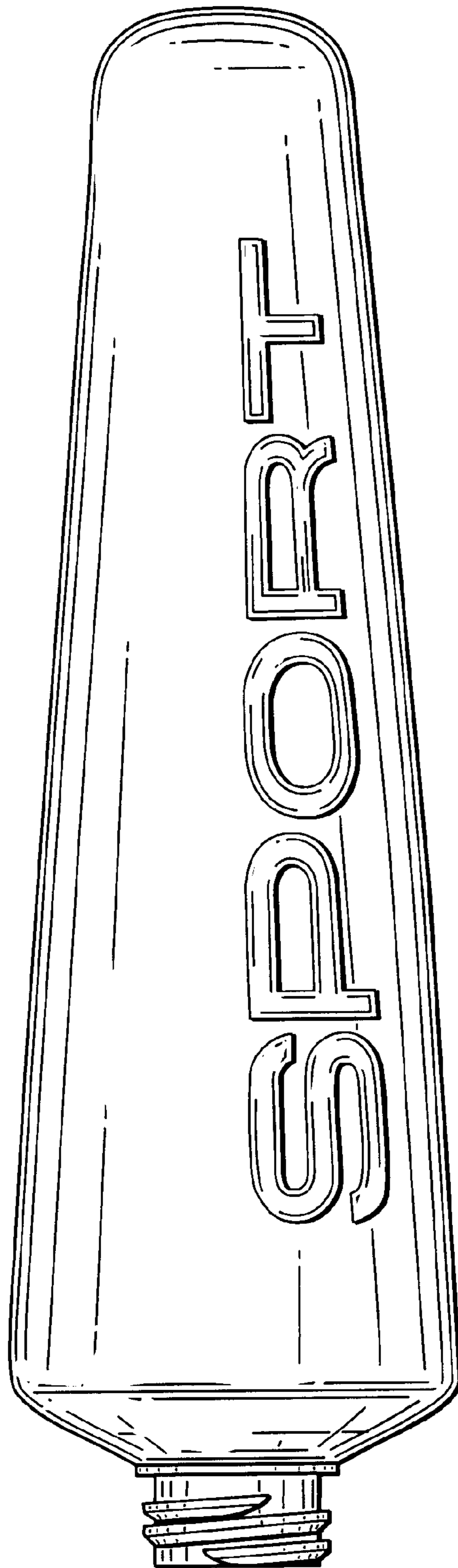


FIG. 4

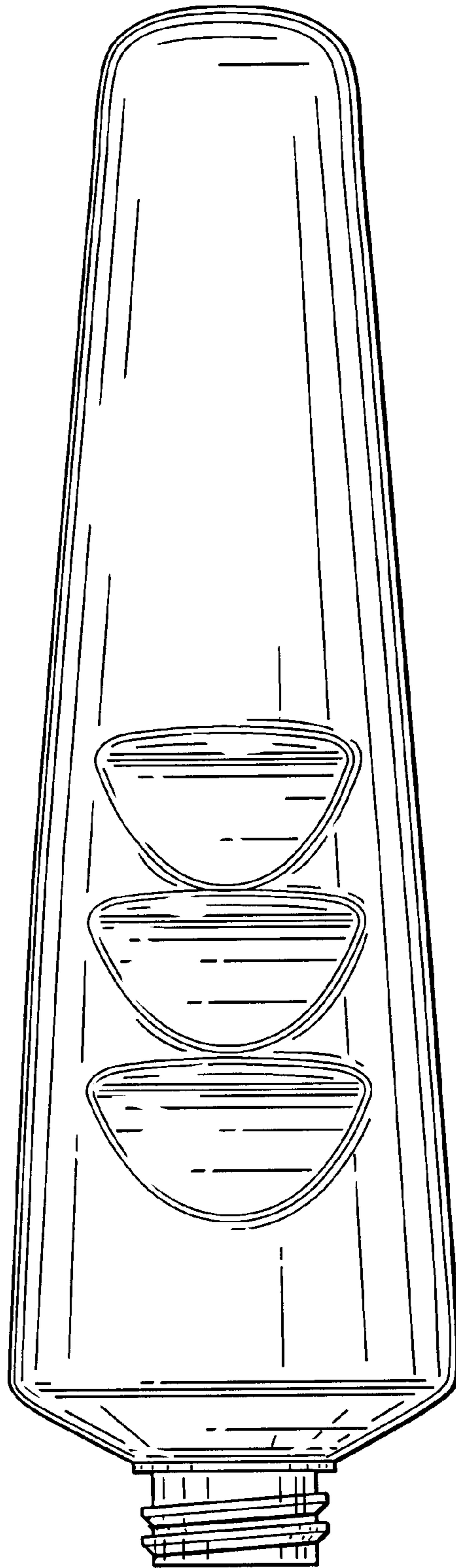


FIG. 5

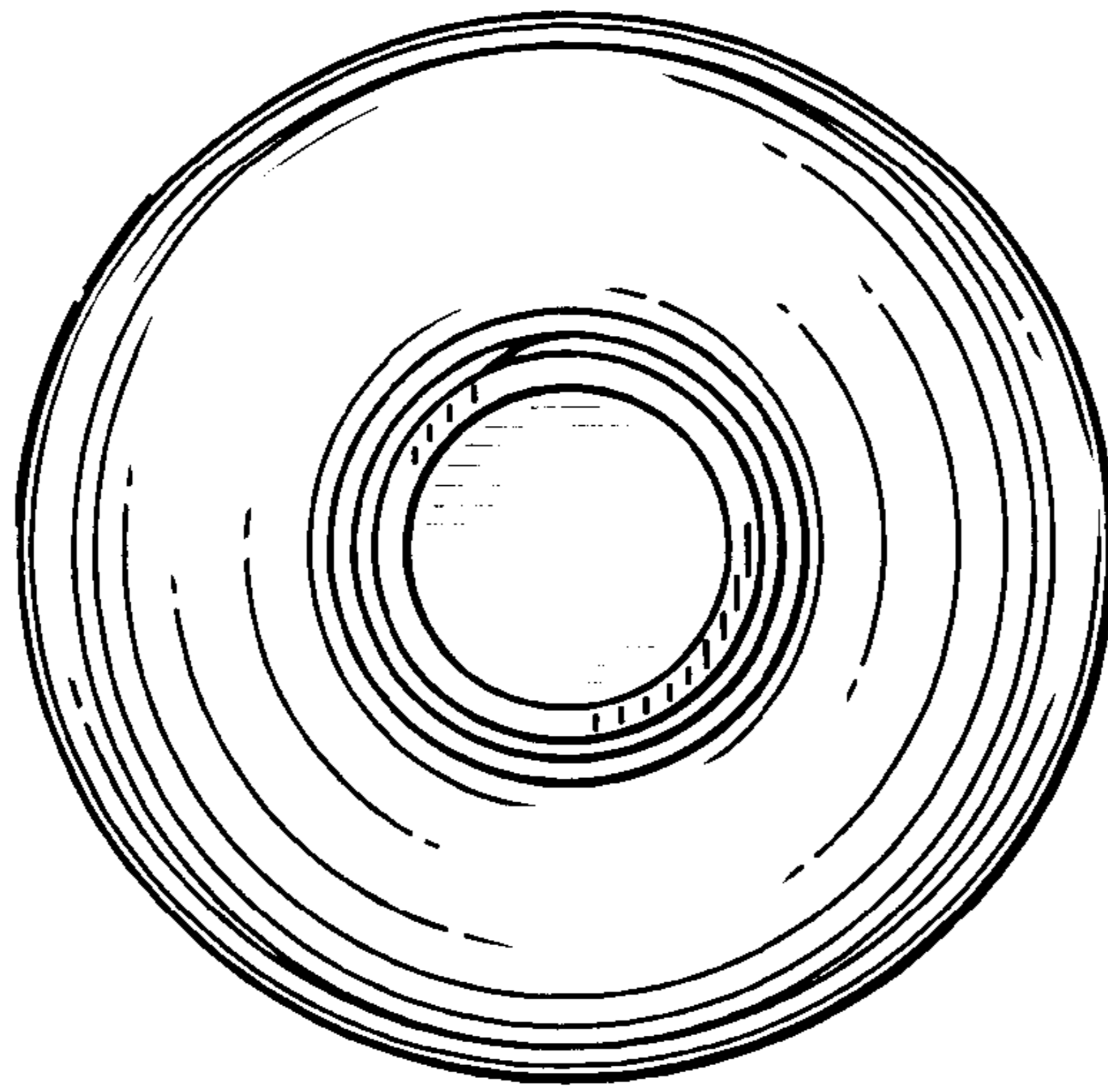


FIG. 6

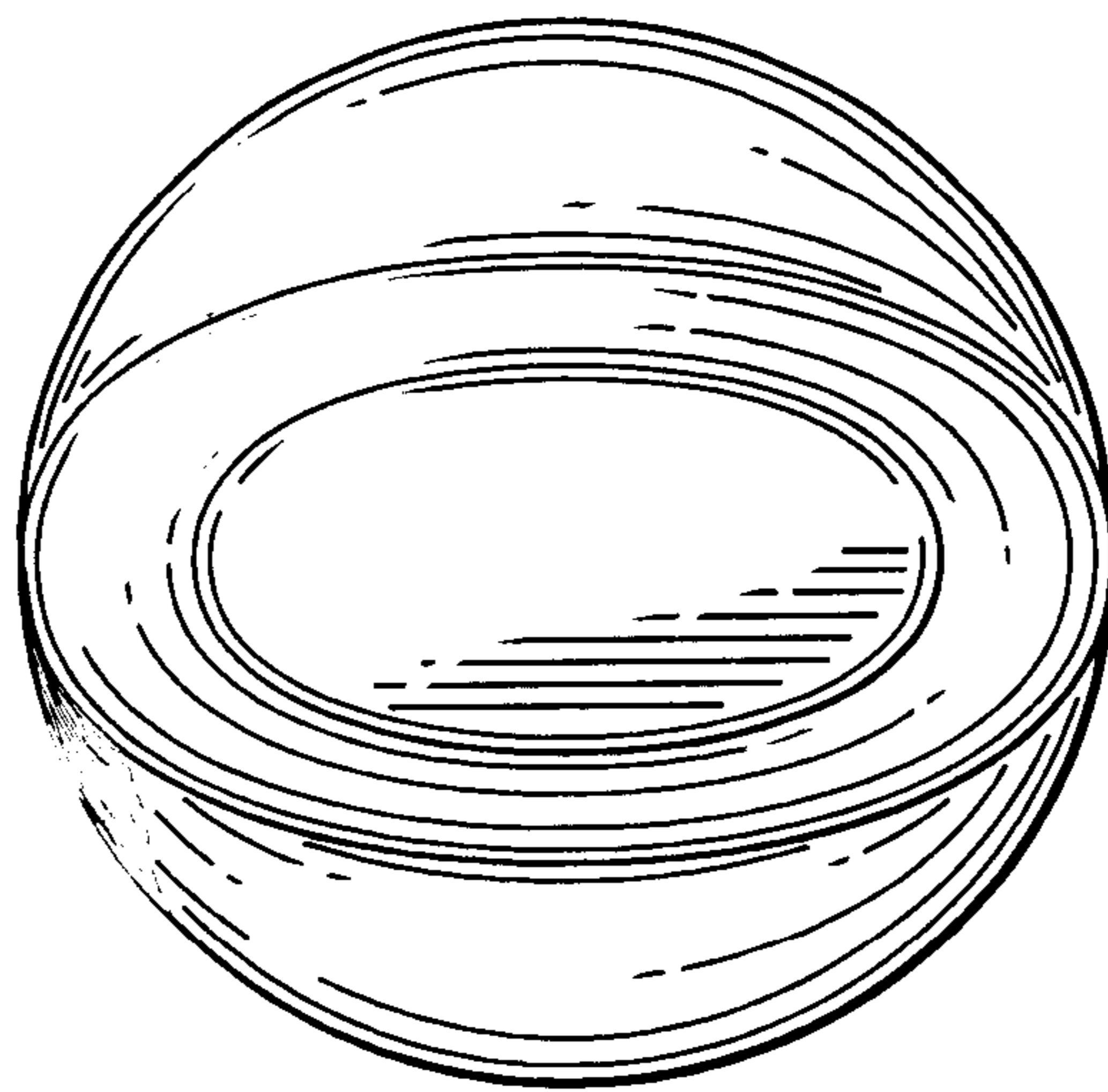


FIG. 7




FIG. 8



FIG. 9



FIG. 10




FIG. 11