

US00D465385S

(12) **United States Design Patent**
Miller

(10) **Patent No.:** **US D465,385 S**

(45) **Date of Patent:** **** Nov. 12, 2002**

(54) **WATER BOTTLE**

(75) Inventor: **D. Scott Miller**, Orlando, FL (US)

(73) Assignee: **Dart Industries Inc.**, Orlando, FL (US)

(**) Term: **14 Years**

(21) Appl. No.: **29/158,384**

(22) Filed: **Apr. 3, 2002**

(51) **LOC (7) Cl.** **07-01**

(52) **U.S. Cl.** **D7/523; D7/531; D9/538**

(58) **Field of Search** **D7/510, 511, 523, D7/509, 514, 515, 530, 531; D9/516, 530, 539, 538, 537; D24/197; 220/714, 254.4, 675; 206/520; D26/11**

(56) **References Cited**

U.S. PATENT DOCUMENTS

D115,496 S	*	7/1939	Hansen	D7/532
D182,997 S	*	6/1958	Fuerst	D9/538
D191,620 S	*	10/1961	Bloch	D7/523
D191,888 S	*	12/1961	Pettengill	D9/538
D210,234 S	*	2/1968	Alvarez	D7/523
D210,571 S	*	3/1968	Vanderhyde	D9/538
D211,710 S		7/1968	Marchant		
D230,187 S	*	1/1974	Schultz	D26/11
D284,550 S	*	7/1986	Parrack	D9/538
D380,671 S	*	7/1997	Young	D9/538
D393,208 S	*	4/1998	Wilson et al.	D9/538
D401,508 S	*	11/1998	Brown III	D9/538
D408,684 S		4/1999	Helm	D9/510
D417,591 S	*	12/1999	Roehrig	D7/510
D421,910 S		3/2000	Warner et al.	D9/520
D422,179 S	*	4/2000	Stephenson	D7/510
D428,813 S		8/2000	Haley	D9/500
D433,337 S		11/2000	Cautereels	D9/539

D438,757 S	*	3/2001	Joergensen	D7/510
D445,337 S		7/2001	Croft et al.	D9/504
D447,411 S	*	9/2001	Lichtman et al.	D9/434
D448,620 S	*	10/2001	Neal	D7/514
D454,756 S	*	3/2002	Janky et al.	D7/510
D456,672 S	*	5/2002	Bodum	D7/511
D457,034 S	*	5/2002	Bodum	D7/510
D457,035 S	*	5/2002	Hurlbut	D7/510
D457,065 S	*	5/2002	Krishnakumar et al.	D9/537
D457,783 S	*	5/2002	Bodum	D7/511

OTHER PUBLICATIONS

Brita Sports Bottle; The Brita Products Company; Fill & Go Water Filtration Bottle; 8 pages.

Culligan Sports Bottle; Culligan; Water Filter Bottle; 2 pages.

Nike Sports Bottle; 2 pages.

* cited by examiner

Primary Examiner—M. N. Pandozzi

(74) *Attorney, Agent, or Firm*—John A. Doninger

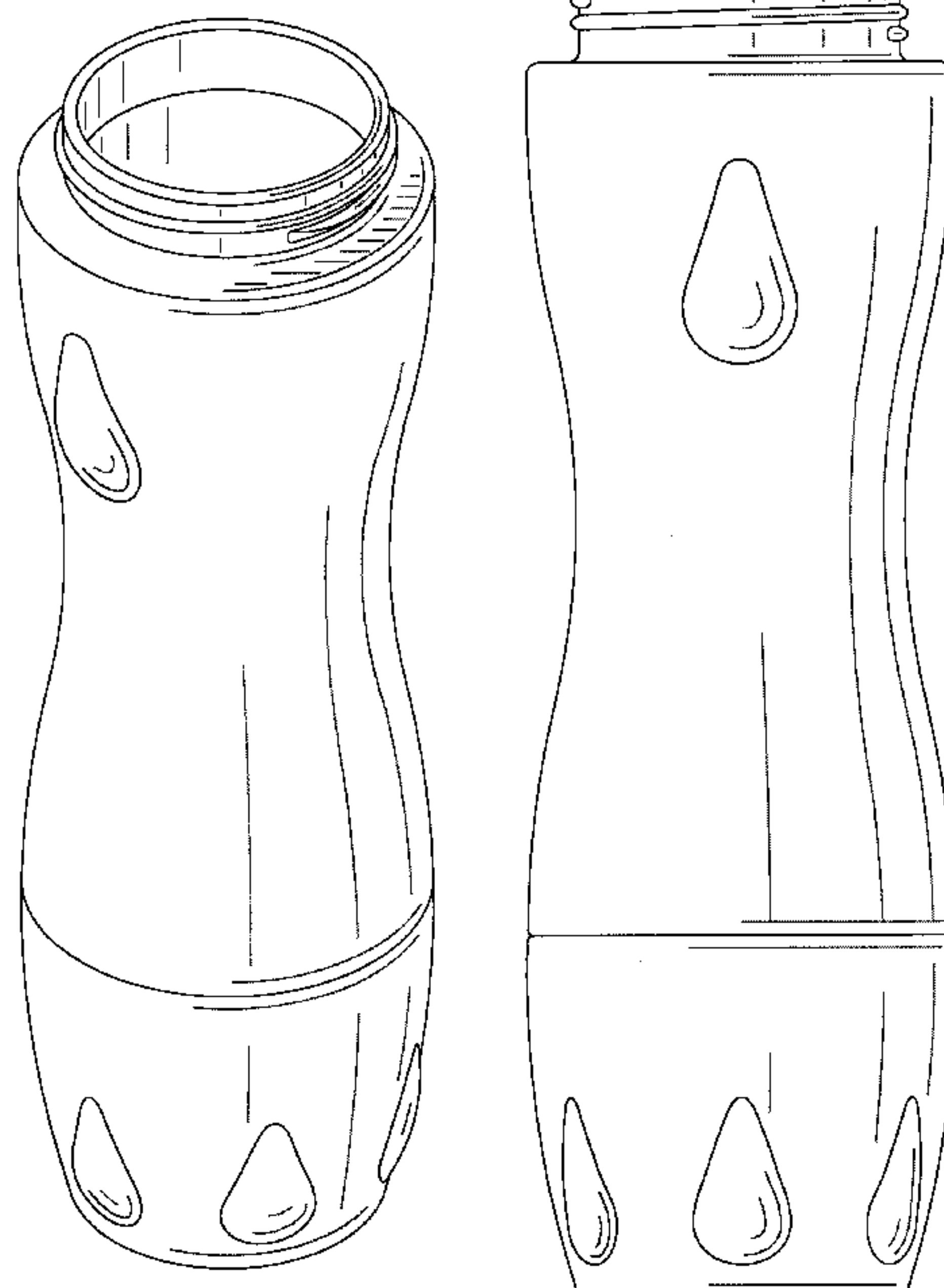
(57) **CLAIM**

The ornamental design for a water bottle, as shown and described.

DESCRIPTION

FIG. 1 is a top, side and front perspective view of a water bottle showing the new design;
FIG. 2 is a front elevation view thereof;
FIG. 3 is a rear elevation view thereof;
FIG. 4 is a right side elevation view thereof;
FIG. 5 is a left side elevation view thereof;
FIG. 6 is a top plan view thereof; and,
FIG. 7 is a bottom plan view thereof.

1 Claim, 3 Drawing Sheets



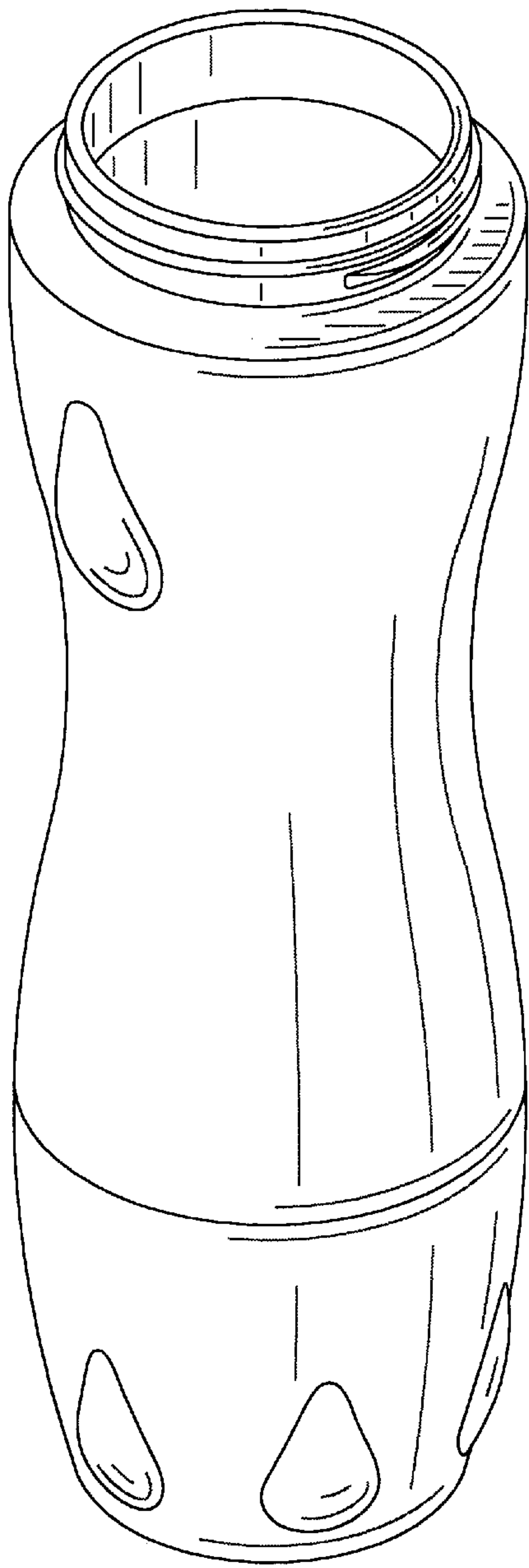


FIG. 1

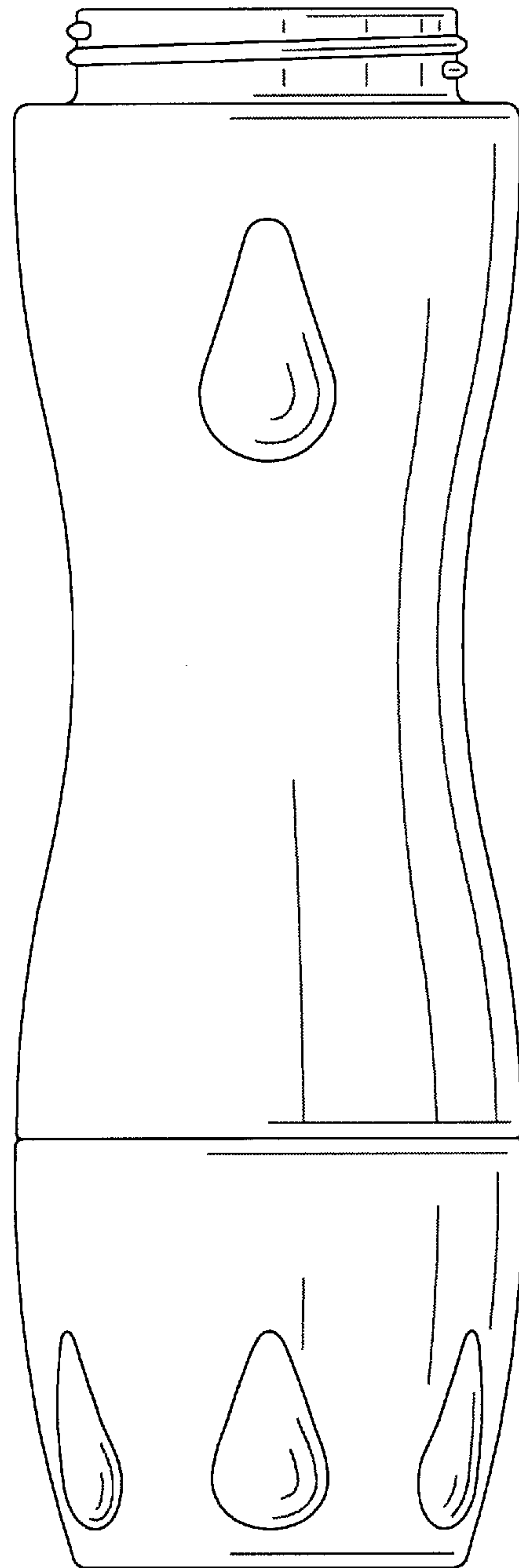


FIG. 2

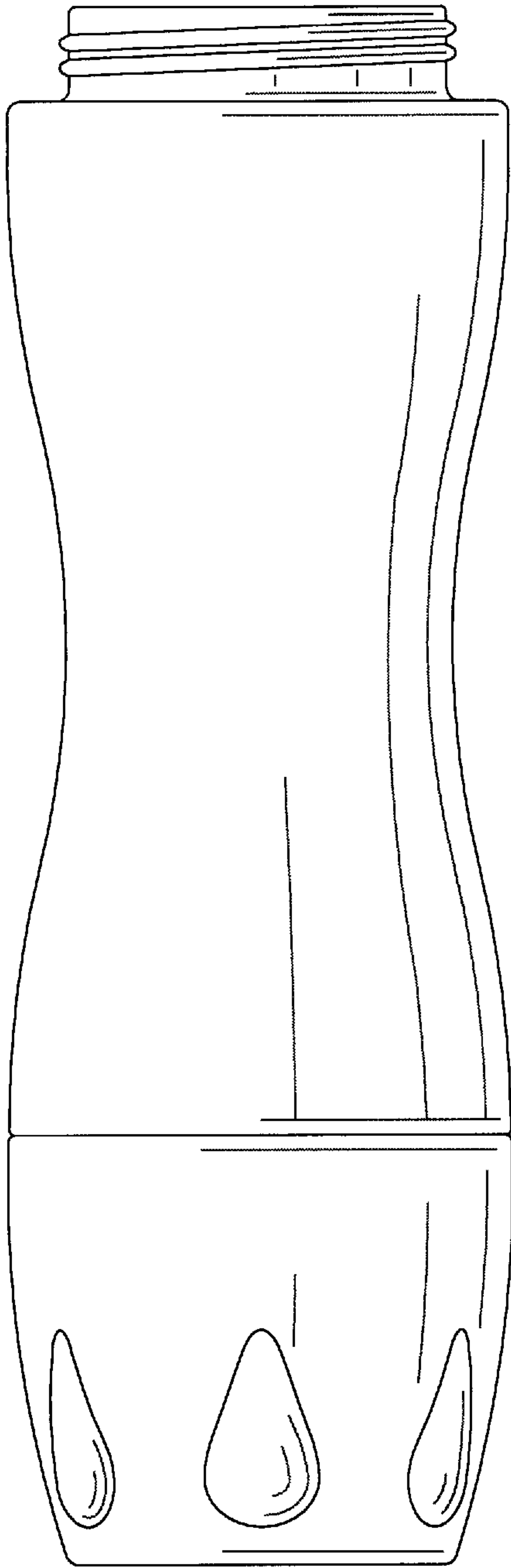


FIG. 3

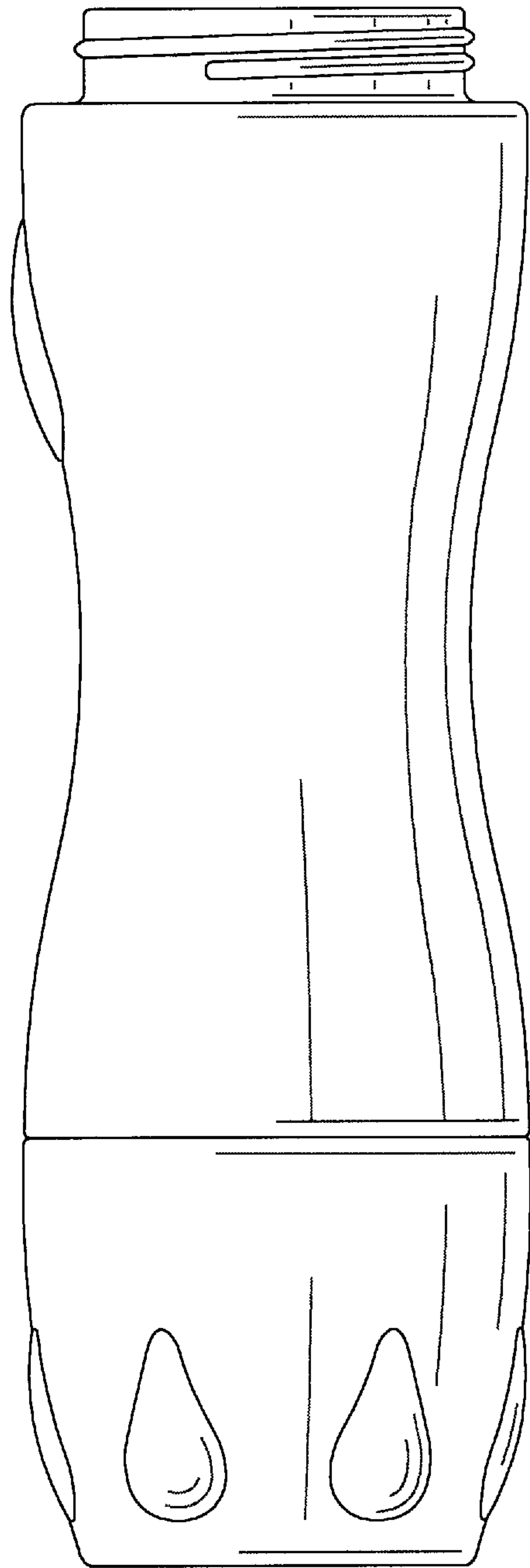


FIG. 4

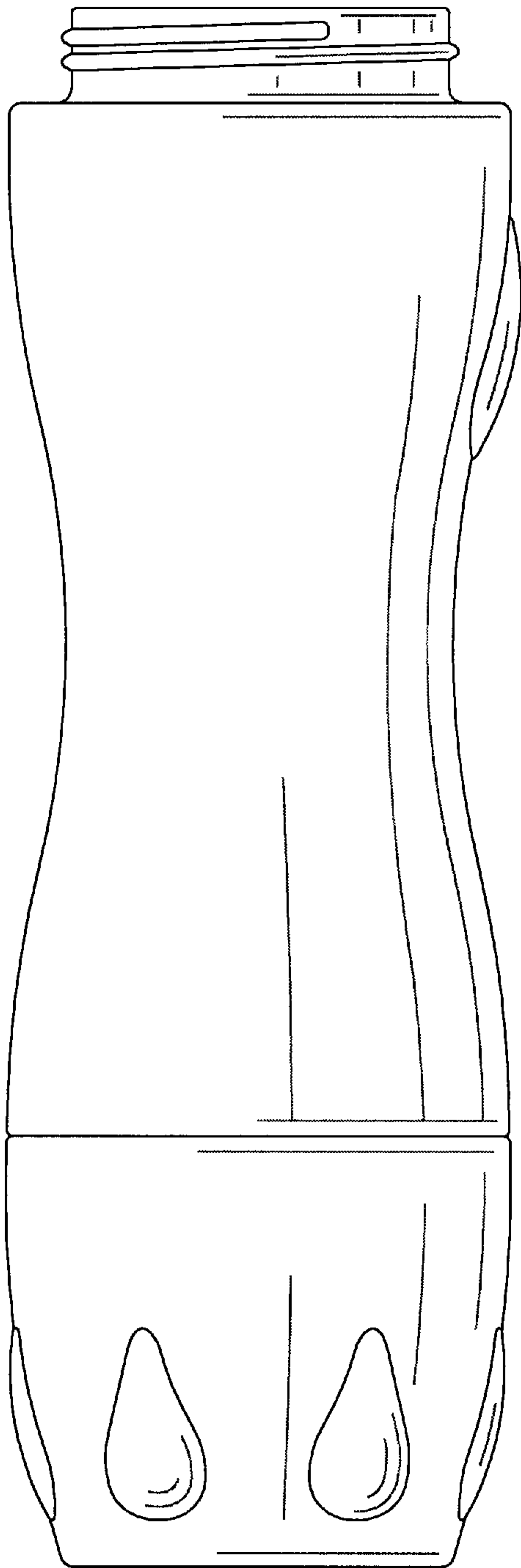


FIG. 5

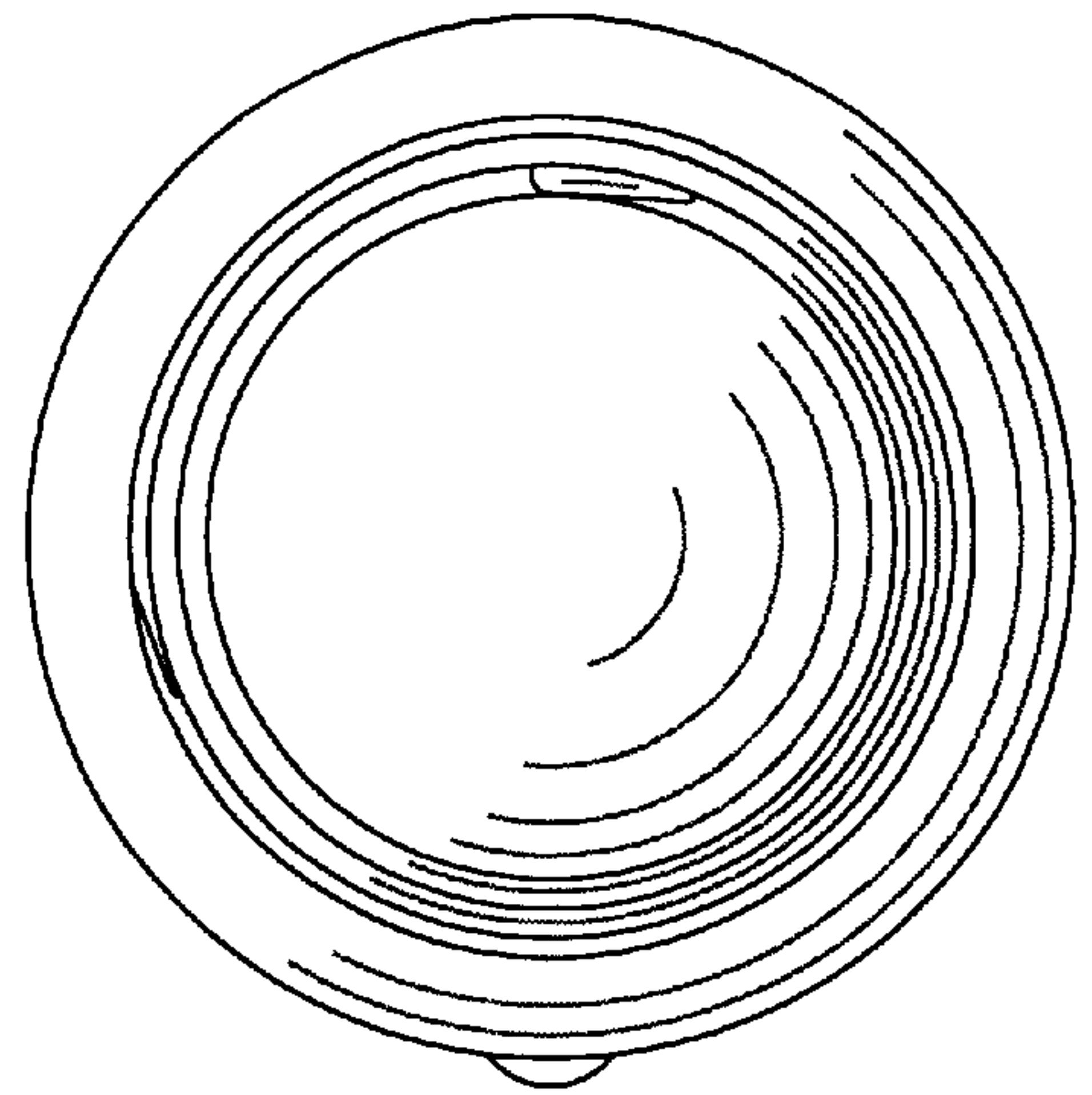


FIG. 6




FIG. 7