



US00D465360S

(12) **United States Design Patent**
Ratza et al.

(10) **Patent No.:** **US D465,360 S**

(45) **Date of Patent:** **** Nov. 12, 2002**

(54) **BOAT CHAIR**

(75) Inventors: **Clifton J. Ratza**, Grand Rapids, MI (US); **Trent A. Eekhoff**, Grand Rapids, MI (US)

(73) Assignee: **Steelcase Development Corporation**, Lowell, MI (US)

(**) Term: **14 Years**

(21) Appl. No.: **29/143,846**

(22) Filed: **Jun. 20, 2001**

(51) **LOC (7) Cl.** **06-01**

(52) **U.S. Cl.** **D6/500**

(58) **Field of Search** D6/334, 335, 356, D6/374, 375, 380, 500-502; 114/363; 297/284.1, 452.1, 452.11, 452.12, 452.18, 452.21, 452.29, 452.35, 452.38

(56) **References Cited**

U.S. PATENT DOCUMENTS

D153,850 S	*	5/1949	Branzauski	D6/374
3,222,106 A		12/1965	Stout		
3,279,850 A		10/1966	Saemann et al.		
3,442,552 A		5/1969	Lehner		
3,839,757 A	*	10/1974	Grimes	114/363
3,924,891 A		12/1975	Williams		
4,234,989 A	*	11/1980	Pearcy	114/363
4,787,675 A		11/1988	McLeod		
4,934,303 A		6/1990	Lathers et al.		
5,265,934 A		11/1993	Forget		

5,364,151 A		11/1994	Yurasits		
5,529,008 A	*	6/1996	Craig	114/363
5,619,949 A		4/1997	Dick, Jr.		
RE36,230 E		6/1999	Gezari et al.		
6,056,359 A		5/2000	Clark		

OTHER PUBLICATIONS

“Centric SAS Shock Absorbing System” Brochure, Jul. 2000; 6 pages.

Attwood Seating Systems Catalog 2000, pp. 4-7; 1999.

* cited by examiner

Primary Examiner—Doris V. Coles

Assistant Examiner—Mimosa De

(74) *Attorney, Agent, or Firm*—Price, Heneveld, Cooper, DeWitt & Litton

(57) **CLAIM**

We claim the ornamental design for the boat chair, as shown and described.

DESCRIPTION

FIG. 1 is a perspective view of a boat chair showing our new design;

FIG. 2 is a front elevational view thereof;

FIG. 3 is a side elevational view thereof, the opposite side being a mirror image;

FIG. 4 is a rear elevational view thereof;

FIG. 5 is a top plan view thereof; and,

FIG. 6 is a bottom plan view thereof.

1 Claim, 3 Drawing Sheets





FIG. 1

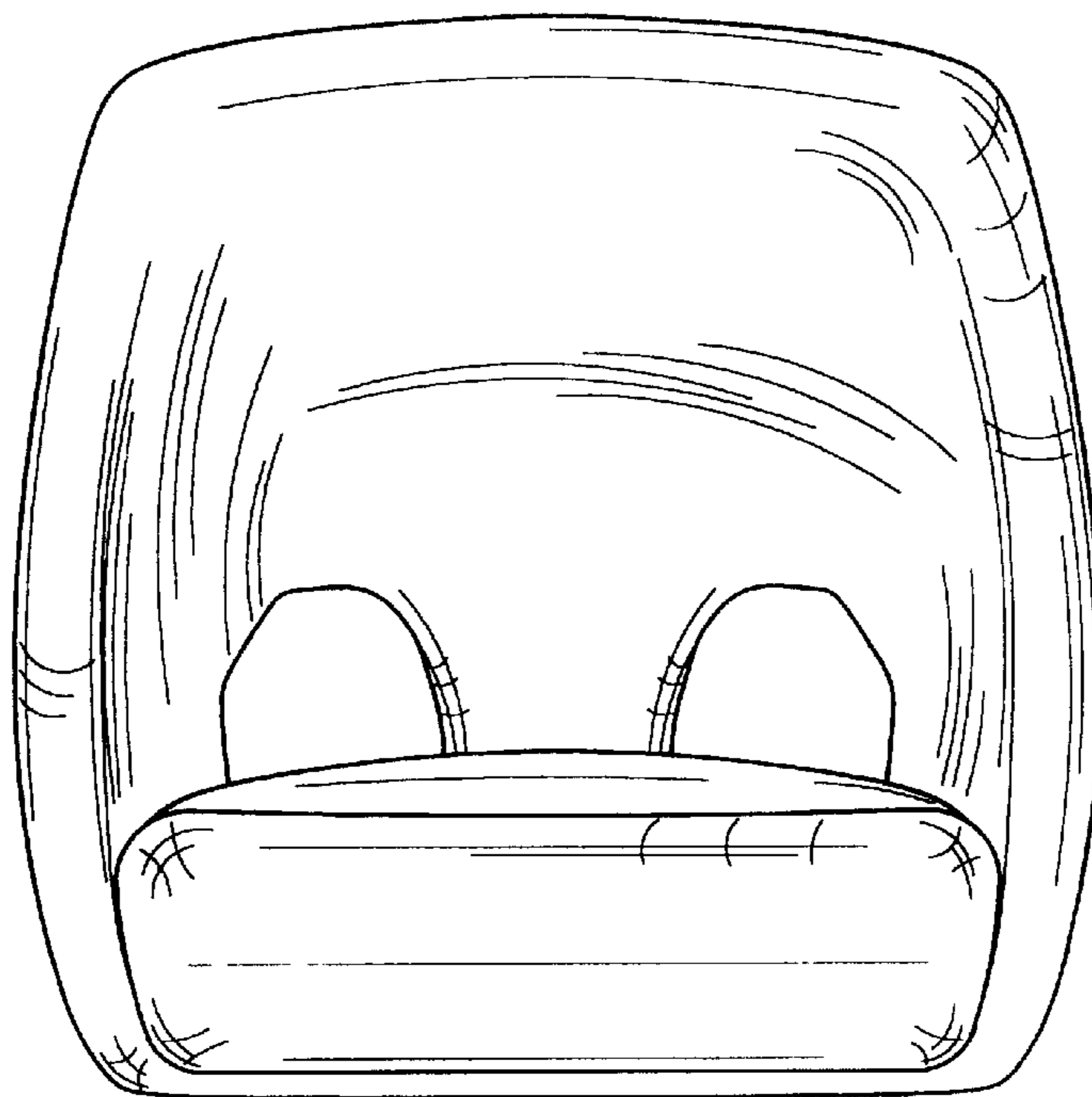


FIG. 2

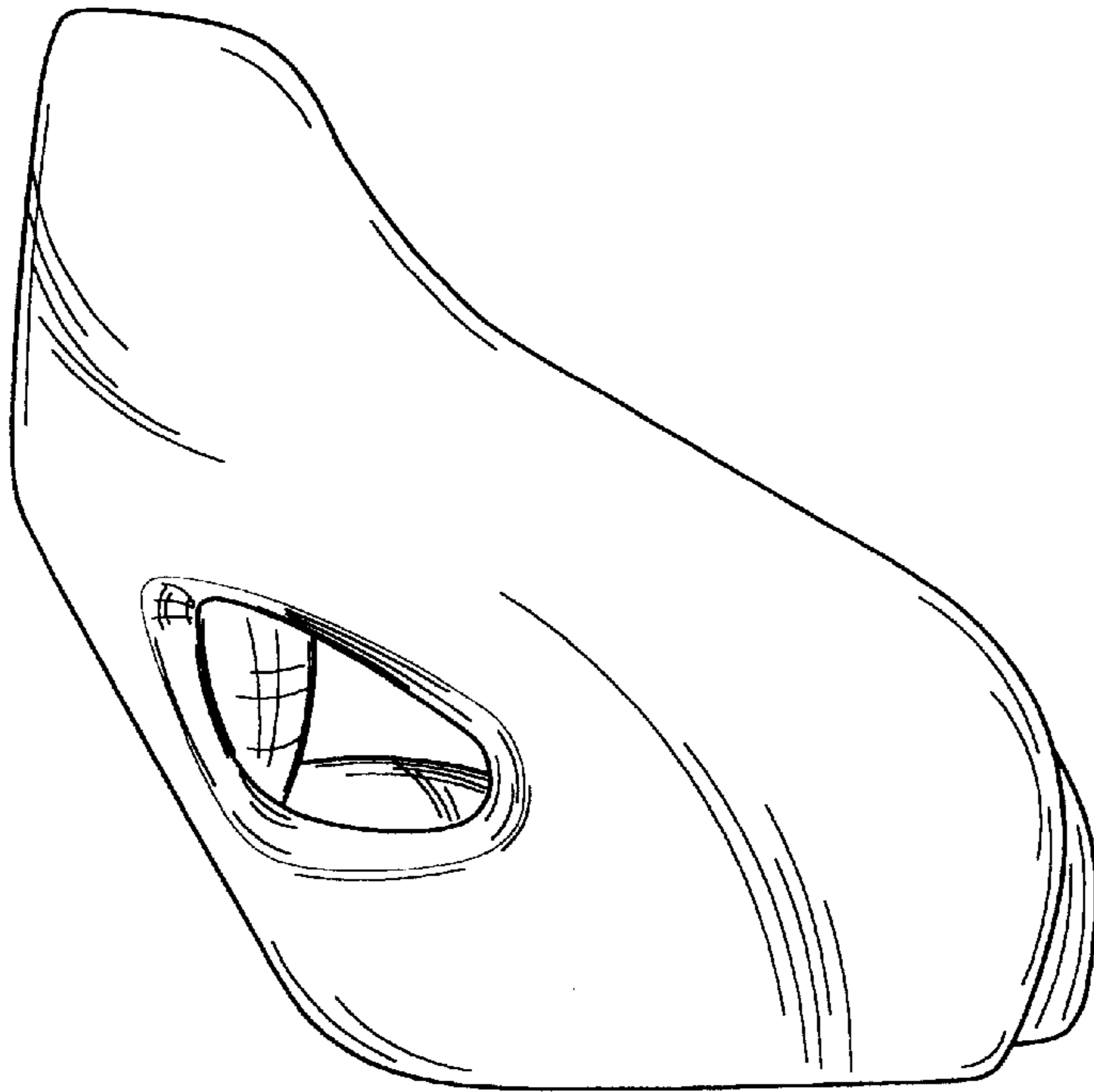


FIG. 3




FIG. 4

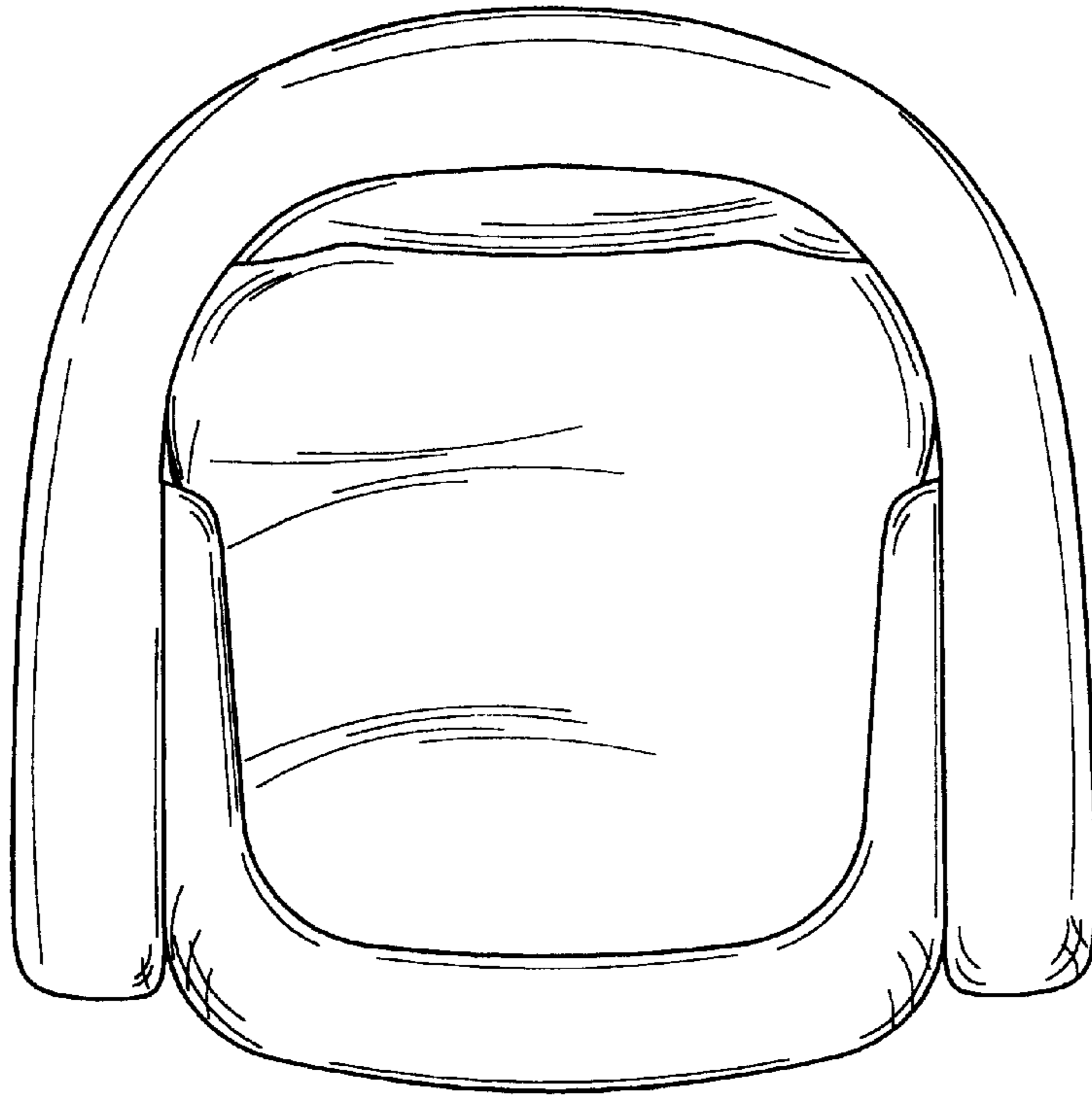


FIG. 5

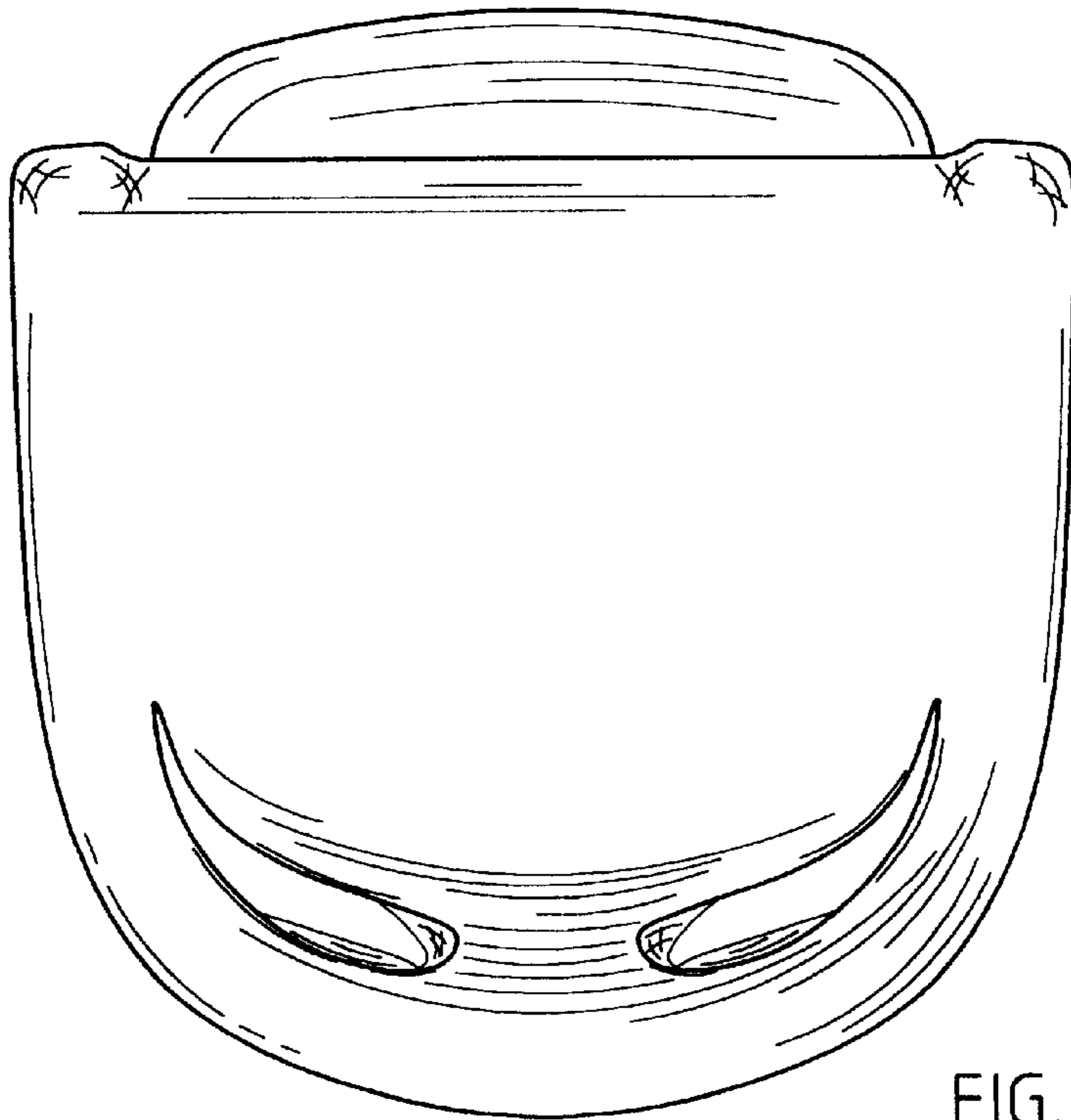


FIG. 6