



US00D465342S

(12) **United States Design Patent**
Pasinski

(10) **Patent No.:** **US D465,342 S**

(45) **Date of Patent:** **** Nov. 12, 2002**

(54) **COMBINATION FOLDING CHAIR AND DOLLY**

(76) **Inventor:** **Ralph Pasinski**, 675 Sharon Park Dr., Suite 106, Menlo Park, CA (US) 94025

(**) **Term:** **14 Years**

(21) **Appl. No.:** **29/157,599**

(22) **Filed:** **Mar. 21, 2002**

(51) **LOC (7) Cl.** **06-01**

(52) **U.S. Cl.** **D6/335; D6/368**

(58) **Field of Search** D6/334, 335, 336, D6/374, 376, 380, 368, 500-502; 297/16.1, 34, 40, 41, 55, 56, 57, 58, 59, 118; 280/47.25; D34/23

(56) **References Cited**

U.S. PATENT DOCUMENTS

D75,556 S	*	6/1928	Glantz	D6/368
1,730,916 A	*	10/1929	Cable	297/58
2,174,224 A	*	9/1939	Geller	297/58
2,178,195 A	*	10/1939	Witman	297/58

2,255,870 A	*	9/1941	Adler	297/58
4,323,260 A	*	4/1982	Suchy	280/47.25
D353,496 S	*	12/1994	Dones et al.	D6/368
D363,170 S	*	10/1995	Cahaley et al.	D6/368
D364,282 S	*	11/1995	Andersson	D6/368

* cited by examiner

Primary Examiner—Doris V. Coles

Assistant Examiner—Mimosa De

(74) *Attorney, Agent, or Firm*—Robert S. Lipton, Esq.; Lipton, Weinberger & Husick

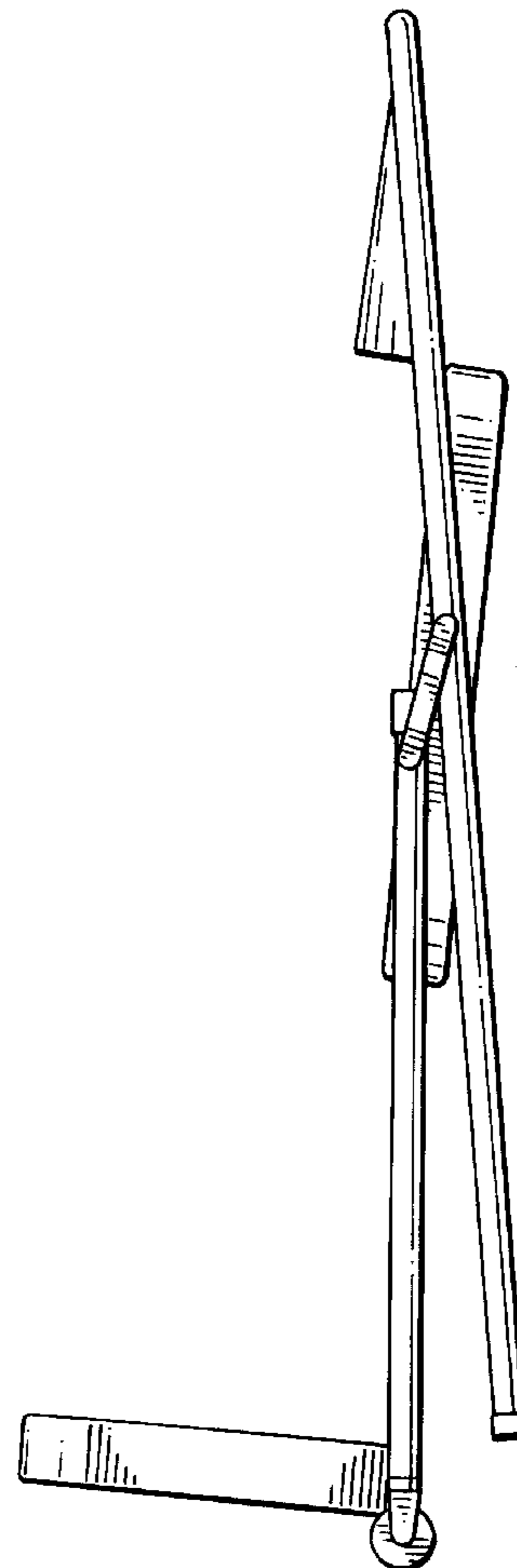
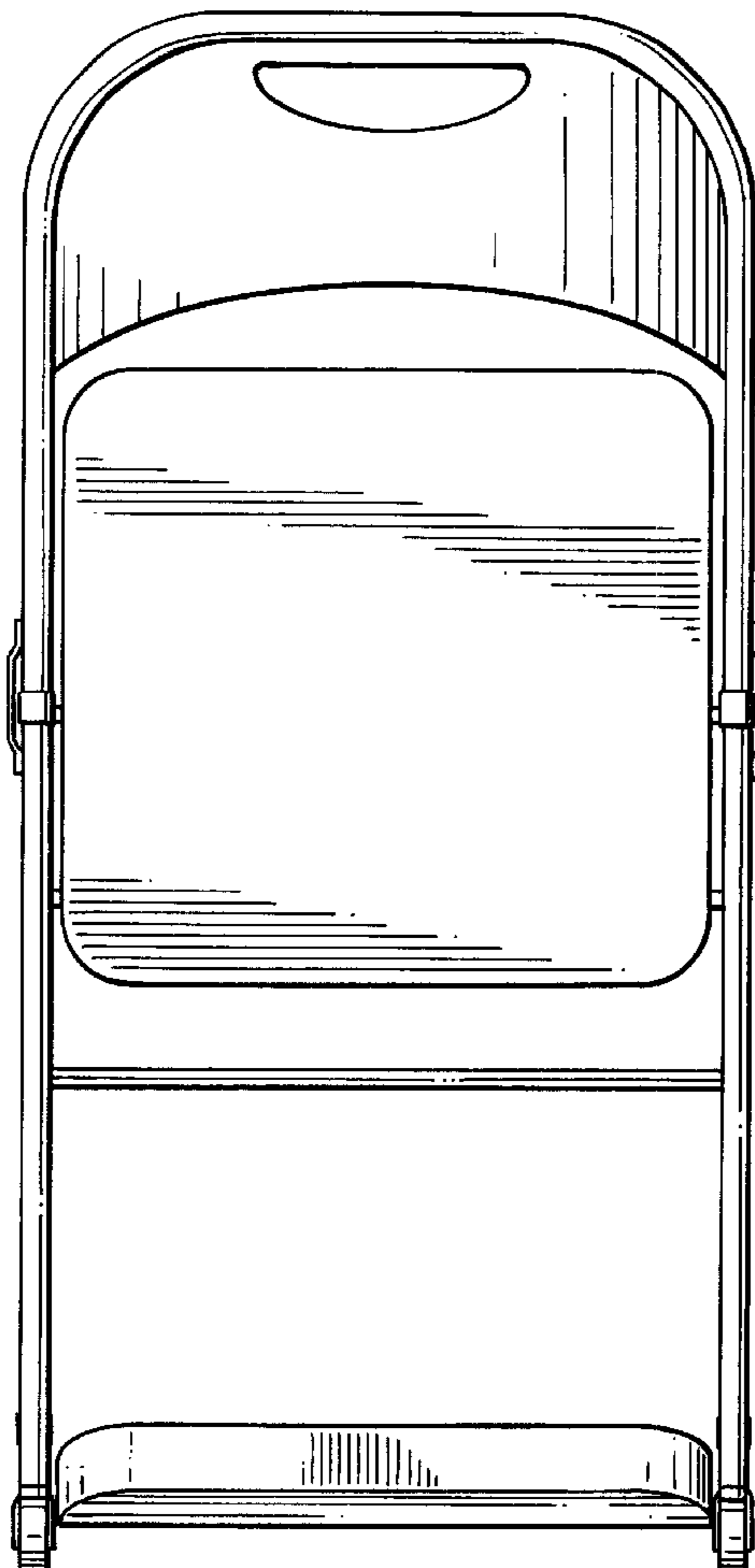
(57) **CLAIM**

The ornamental design for a combination folding chair and dolly, as shown and described in the drawings.

DESCRIPTION

FIG. 1 is a front view of a combination folding chair and dolly showing my new design; FIG. 2 is a top view thereof; and, FIG. 3 is a right side view thereof, the left side view being a mirror image.

1 Claim, 3 Drawing Sheets



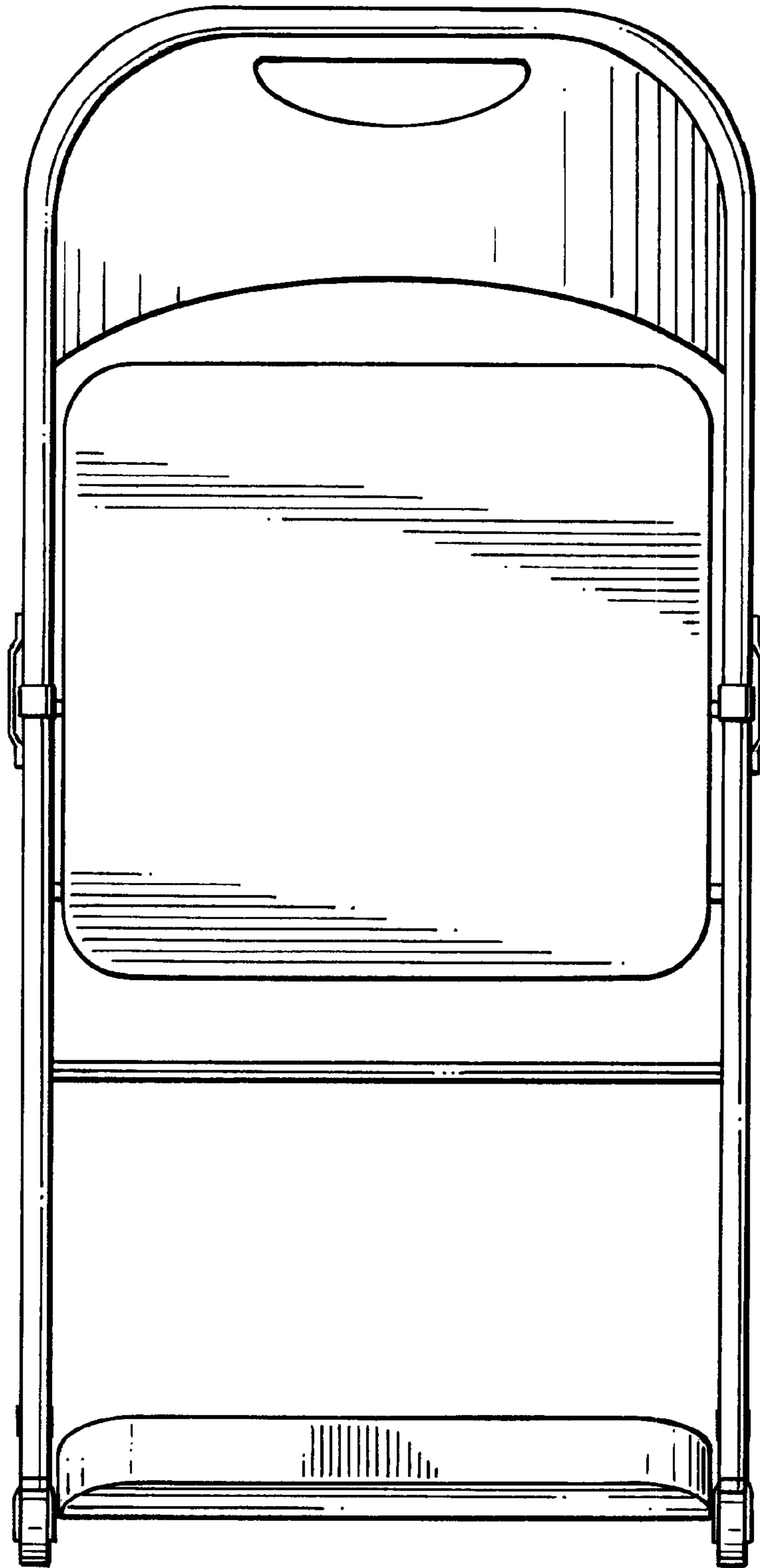


FIG. 1

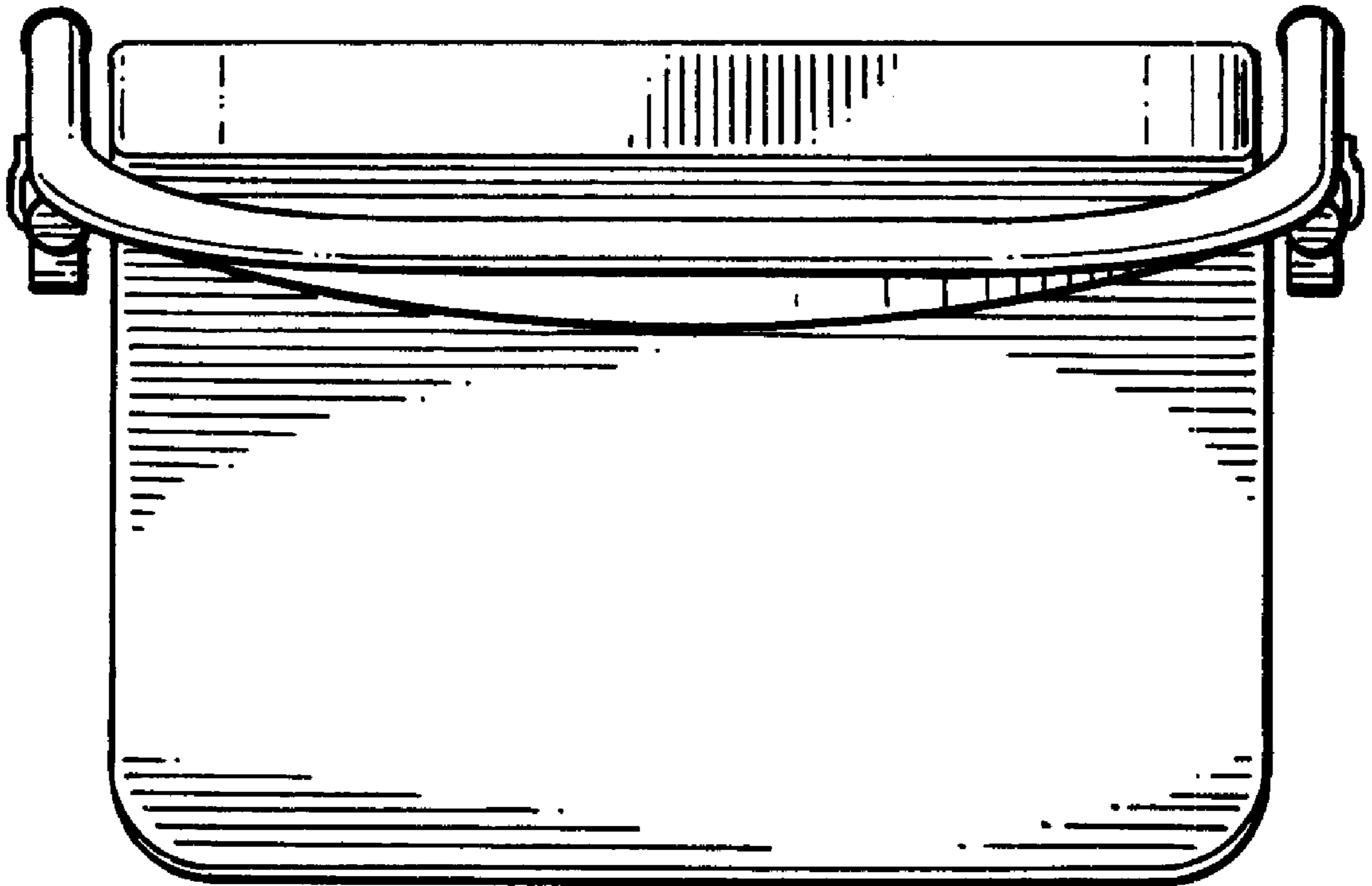


FIG. 2

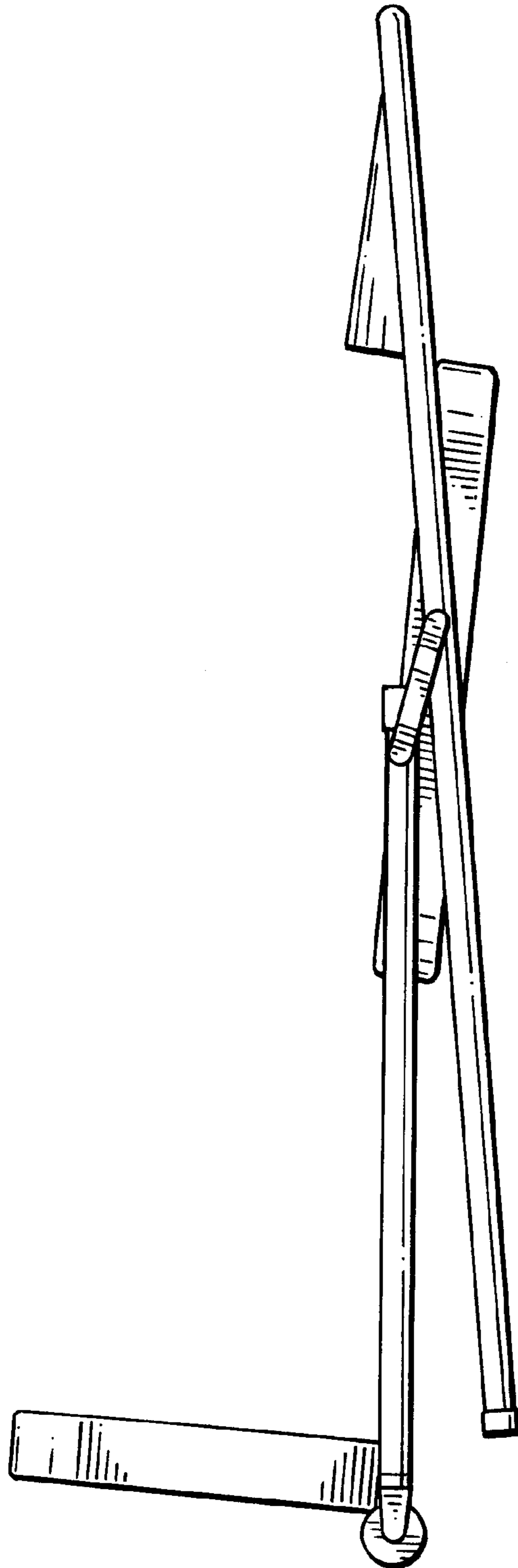


FIG. 3