



US00D465332S

(12) **United States Design Patent**  
**Brown**

(10) **Patent No.:** **US D465,332 S**

(45) **Date of Patent:** **\*\* Nov. 12, 2002**

(54) **PARTS BIN**

(75) **Inventor:** **Jerrold G. Brown**, Medina, OH (US)

(73) **Assignee:** **Akro-Mils, division of Myers Industries Company**, Akron, OH (US)

(\*\*) **Term:** **14 Years**

(21) **Appl. No.:** **29/160,124**

(22) **Filed:** **May 7, 2002**

(51) **LOC (7) Cl.** ..... **03-01**

(52) **U.S. Cl.** ..... **D3/304**

(58) **Field of Search** ..... D3/304; 206/775, 206/776, 503-505, 509, 512, 557, 562; 220/600, 602, 608, 610, 613, 662, 675, 914, DIG. 12, DIG. 13, DIG. 14, DIG. 25, 558; 211/126.1, 126.2; D6/396, 627, 510

(56) **References Cited**

**U.S. PATENT DOCUMENTS**

188,588	A	3/1877	Chamberlain
1,329,139	A	1/1920	Parker
1,809,781	A	6/1931	Gross
1,862,609	A	6/1932	Shaw

(List continued on next page.)

**FOREIGN PATENT DOCUMENTS**

GB	1 486 222	9/1977
GB	2 118 529 A	11/1983

**OTHER PUBLICATIONS**

Akro-Mils Store, Organize & Transport Catalog, pp. 5-15, 2002.

Lewis Bins, Plastibox Containers, [www.Lewisbins.com](http://www.Lewisbins.com).

Lewis Bins, Lewisbins+, [www.Lewisbins.com](http://www.Lewisbins.com).

*Primary Examiner*—Louis S. Zarfes

*Assistant Examiner*—Deanne Levy

(74) *Attorney, Agent, or Firm*—Hahn Loeser & Parks LLP; Michael H. Minns

(57) **CLAIM**

The ornamental design for a parts bin, as shown and described.

**DESCRIPTION**

FIG. 1 is a top view of the parts bin of the present invention;

FIG. 2 is a bottom view of the parts bin of the present invention;

FIG. 3 is a left side view of the parts bin of the present invention, the right side being a mirror image of the left side;

FIG. 4 is a front view of the parts bin of the present invention;

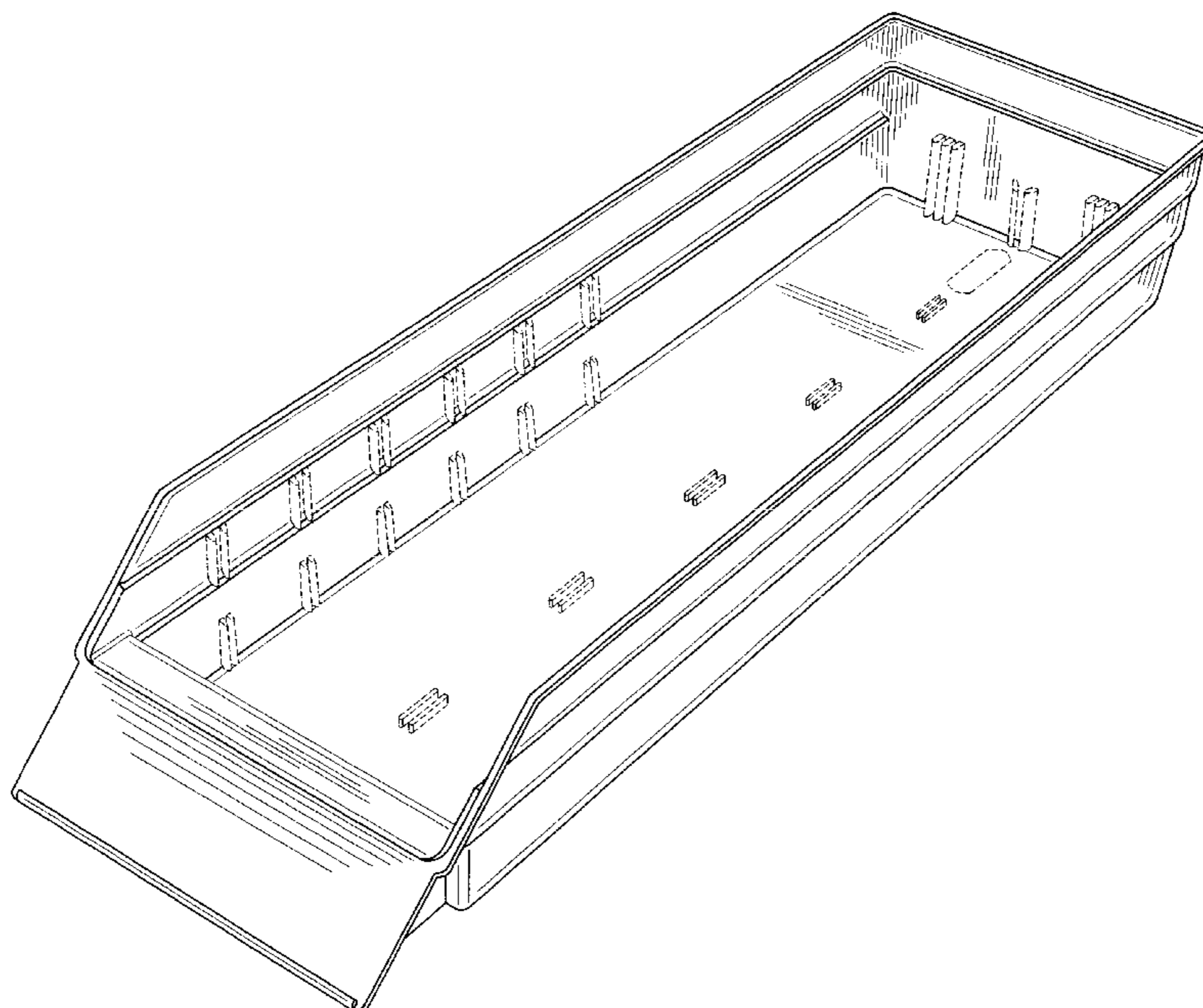
FIG. 5 is a rear view of the parts bin of the present invention; and,

FIG. 6 is a perspective view of the parts bin of the present invention.

The broken line disclosure is for illustrative purposes only and forms no part of the claimed design.

The surface(s) or portion(s) of the article not shown in the drawings or described in the specification form(s) no part of the claimed design.

**1 Claim, 5 Drawing Sheets**



# US D465,332 S

Page 2

## U.S. PATENT DOCUMENTS

2,202,247 A	5/1940	Ehlich et al.	4,231,626 A	11/1980	Amtmann et al.
2,964,371 A	12/1960	Todd et al.	D263,896 S	4/1982	Glasgow
3,113,680 A	12/1963	Frater et al.	D265,768 S	* 8/1982	Howley ..... D6/510
3,163,319 A	12/1964	Mauser	4,372,444 A	2/1983	LeGrand et al.
3,193,339 A	7/1965	Cooper	D272,576 S	2/1984	Klein
3,252,614 A	5/1966	Evans	D274,012 S	5/1984	Williams
3,259,269 A	7/1966	Asenbauer	D275,918 S	10/1984	Taylor
D205,866 S	9/1966	Asenbauer	4,494,804 A	1/1985	O'Keeffe
3,347,394 A	10/1967	Gould	4,501,456 A	2/1985	Schafer
3,392,877 A	7/1968	Sanders	4,567,985 A	2/1986	Beljaars
3,400,809 A	9/1968	Puente	D282,883 S	3/1986	Kiiski
3,534,866 A	10/1970	Asenbauer	4,634,193 A	1/1987	Liu
3,598,461 A	8/1971	Grau et al.	4,643,310 A	2/1987	Deaton et al.
3,647,112 A	3/1972	Limbert, Jr.	D301,927 S	6/1989	Williams
D224,369 S	7/1972	Mears	D311,799 S	10/1990	Embree et al.
D232,508 S	* 8/1974	Wright ..... D6/510	D311,800 S	10/1990	Kiiski
3,942,851 A	3/1976	Kaplan	D318,568 S	7/1991	Hakansson
D242,659 S	12/1976	Clipson et al.	D327,971 S	7/1992	Cugley
4,007,839 A	2/1977	Stahl	D365,229 S	12/1995	Story et al.
4,015,713 A	4/1977	Clipson et al.	5,664,856 A	9/1997	Pacetti
4,071,286 A	1/1978	Moyer	6,092,684 A	* 7/2000	Sato ..... 206/504
4,155,611 A	5/1979	Brekke et al.	D446,391 S	8/2001	Sterling et al.

\* cited by examiner

FIG. 1

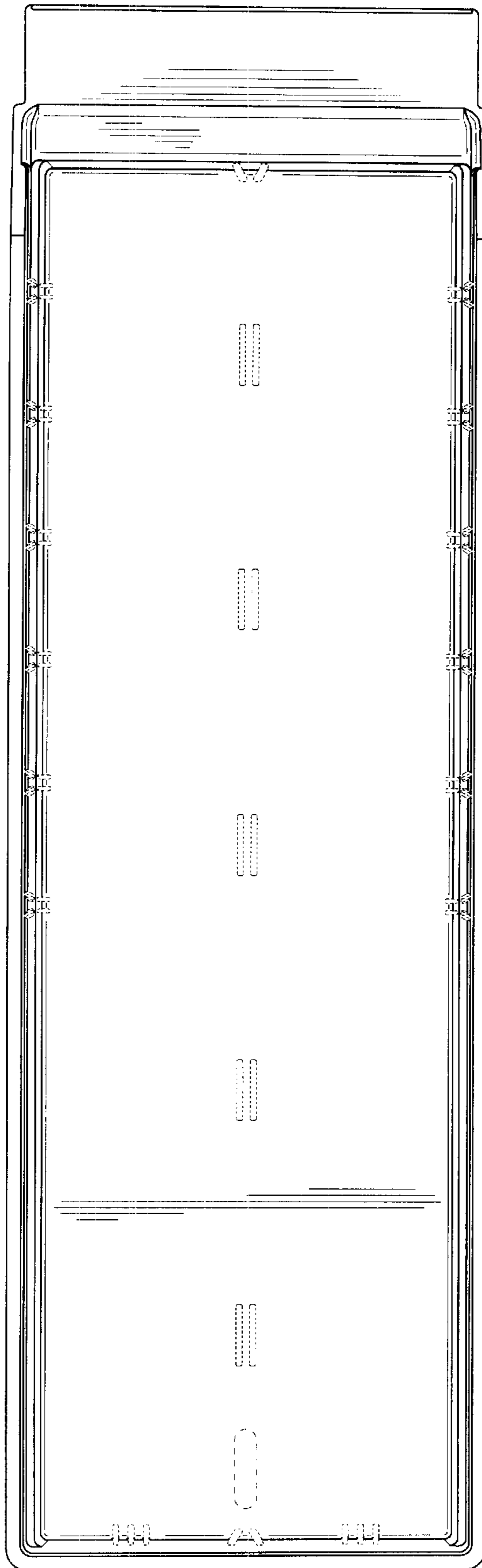


FIG. 2




FIG. 3




FIG. 4

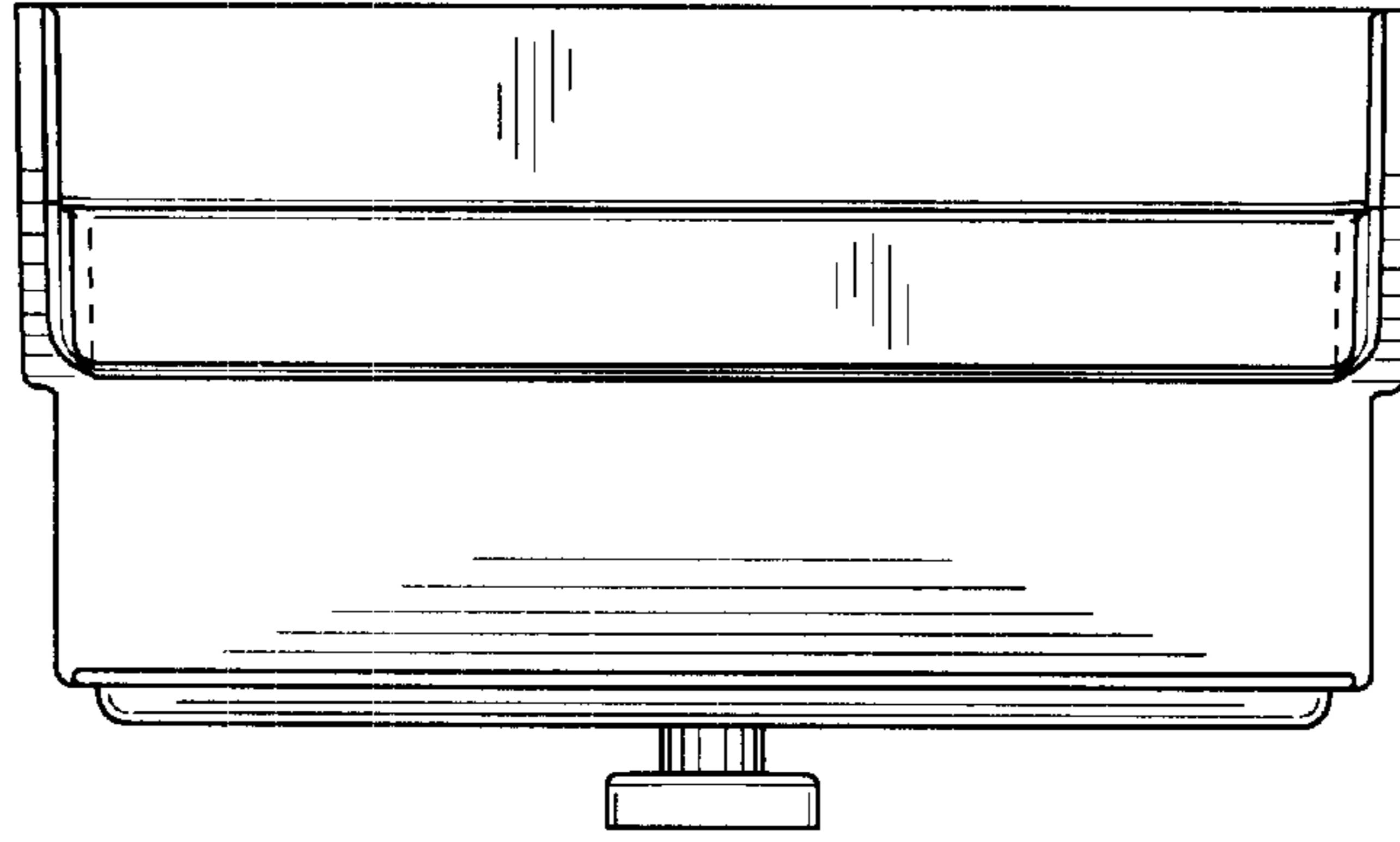
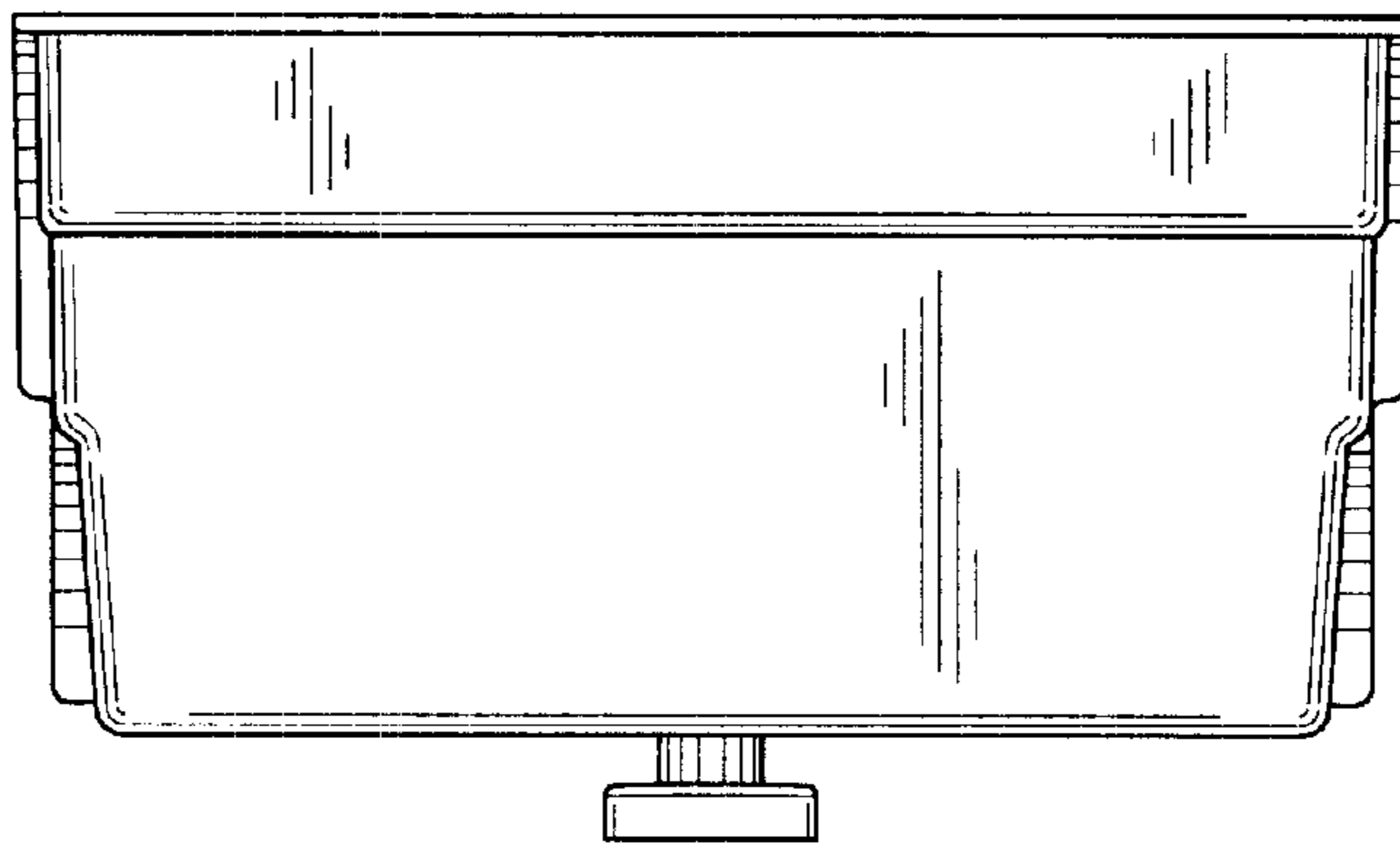


FIG. 5





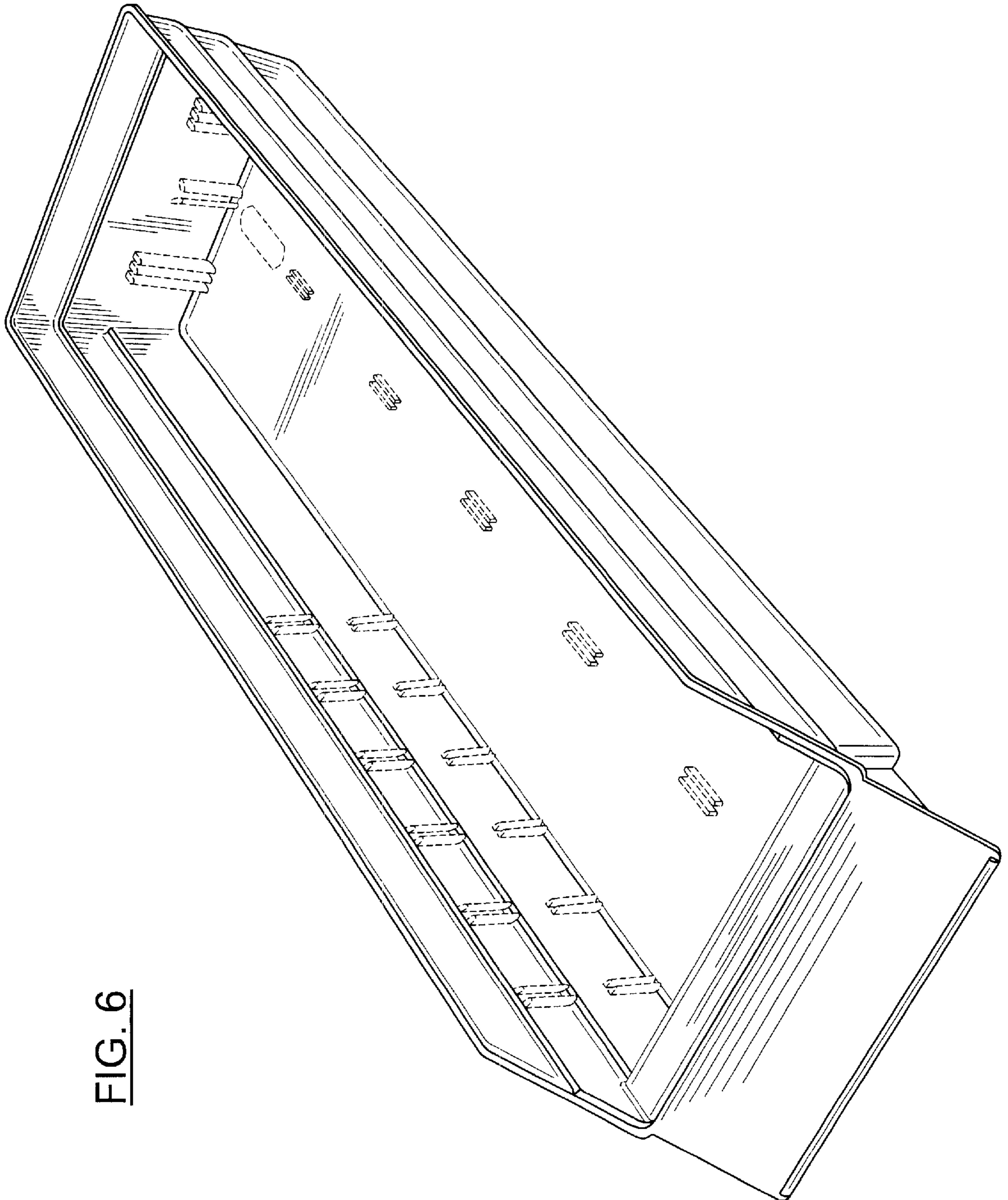


FIG. 6