



US00D465313S

(12) **United States Design Patent**
Le Marchand

(10) **Patent No.:** **US D465,313 S**

(45) **Date of Patent:** **** Nov. 5, 2002**

(54) **LUGGAGE CART**

(75) **Inventor:** **Alain Le Marchand, Reichstett (FR)**

(73) **Assignee:** **Ateliers Reunis Caddie (Societe Anonyme), Schiltigheim (FR)**

(**) **Term:** **14 Years**

(21) **Appl. No.:** **29/149,374**

(22) **Filed:** **Oct. 9, 2001**

Related U.S. Application Data

(62) Division of application No. 29/117,469, filed on Jan. 25, 2000.

(30) **Foreign Application Priority Data**

Jul. 29, 1999 (FR) 99 4785

(51) **LOC (7) Cl.** **12-02**

(52) **U.S. Cl.** **D34/18; D34/17**

(58) **Field of Search** ... D34/12-27; 280/33.991-33.997, 280/47.35, 79.1, 79.2

(56) **References Cited**

U.S. PATENT DOCUMENTS

D331,135 S * 11/1992 Lewandowski et al. D34/18

D365,904 S * 1/1996 Adamson et al. D34/17
D367,348 S * 2/1996 Basharat D34/18
5,595,394 A * 1/1997 Adamson 280/33.993

* cited by examiner

Primary Examiner—Kay H. Chin
(74) *Attorney, Agent, or Firm*—Roland Plottel

(57) **CLAIM**

I claim ornamental designs for a luggage cart, as shown and described.

DESCRIPTION

FIG. 1 is a top rear left side view of a luggage cart showing my new design.

FIG. 2 is a top rear view thereof.

FIG. 3 is a top view thereof.

FIG. 4 is a front top view thereof.

FIG. 5 is a top right side view thereof.

FIG. 6 is a bottom view thereof; and,

FIG. 7 is a top right rear view of a detail of the right lower rear corner thereof.

1 Claim, 3 Drawing Sheets





FIG. 1




FIG. 2

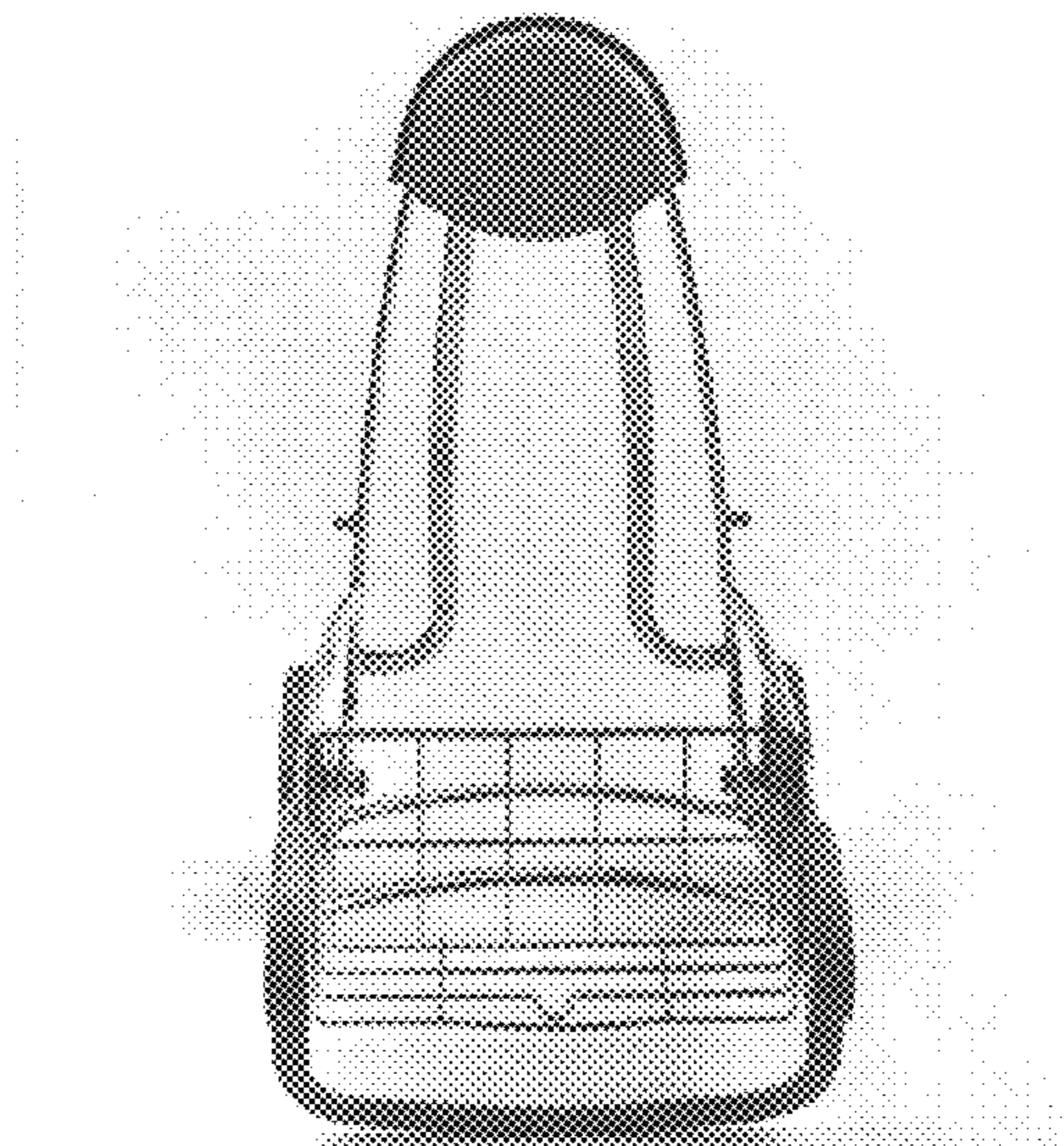


FIG. 3

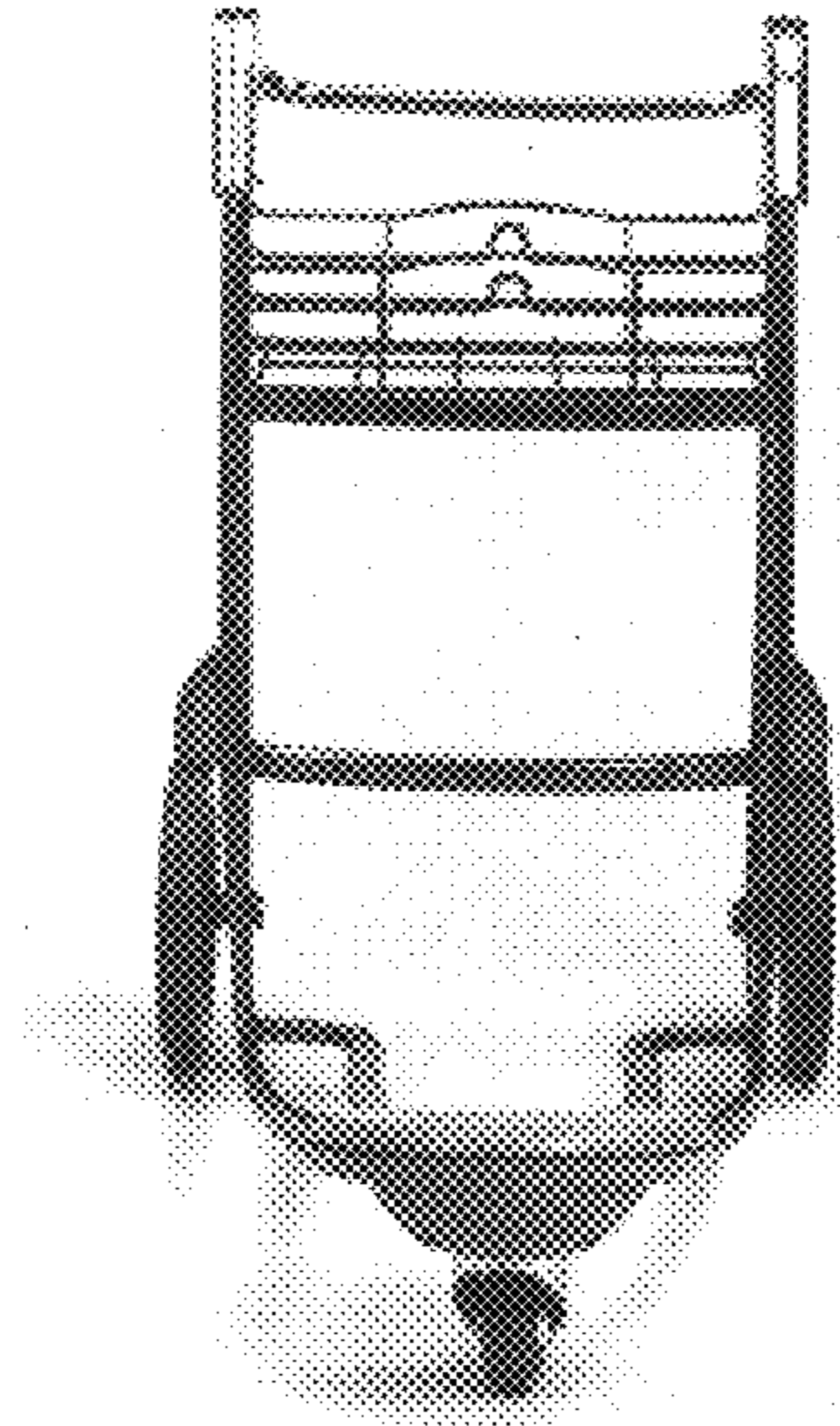


FIG. 4




FIG. 5

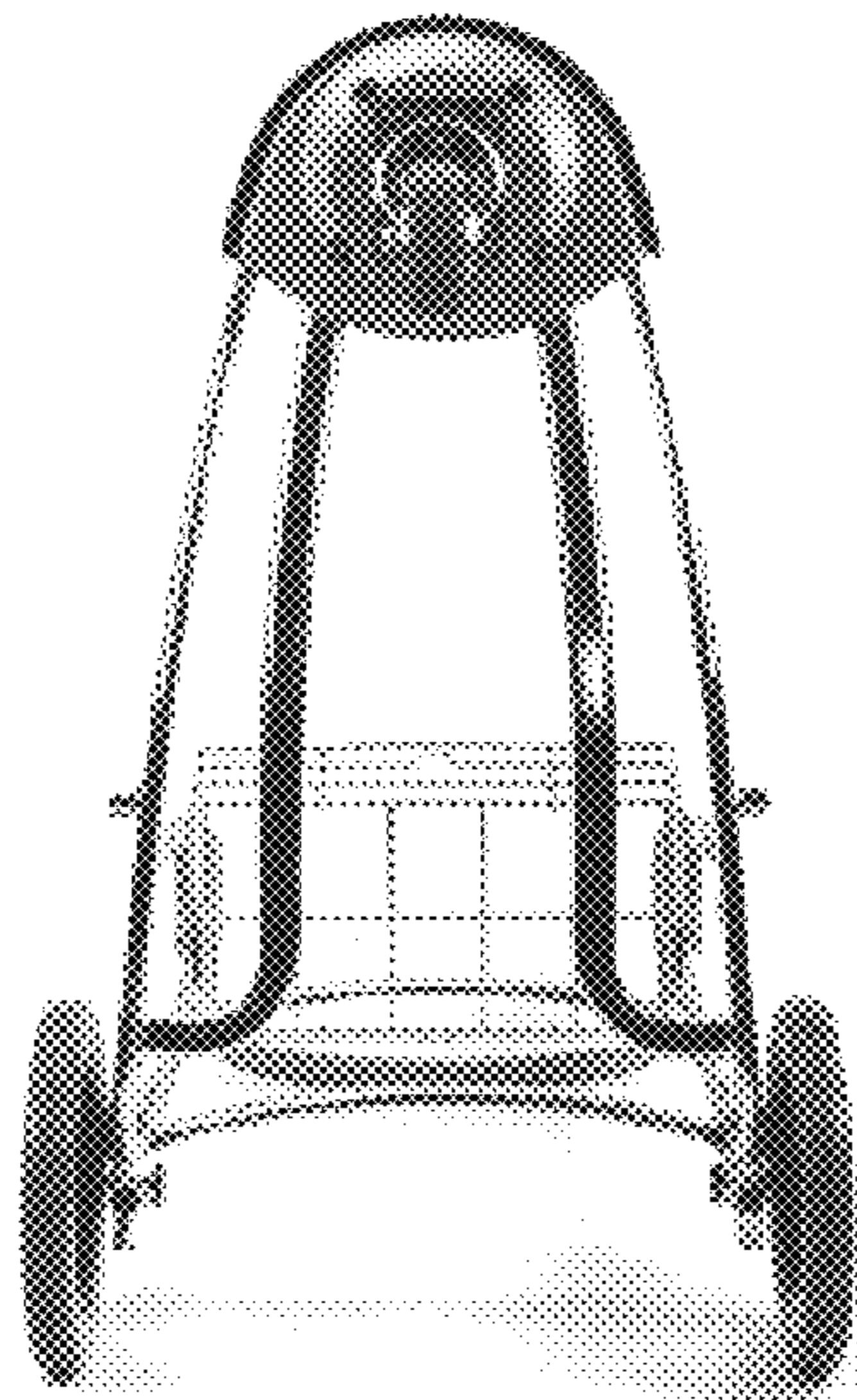


FIG. 6



FIG. 7