



US00D465308S

(12) **United States Design Patent**
Resuello et al.

(10) **Patent No.:** **US D465,308 S**

(45) **Date of Patent:** **** Nov. 5, 2002**

(54) **AUTOMATIC WASHER**

(75) **Inventors:** **Ildefonso Resuello**, Portland, OR (US);
Jonathan Dalton, Portland, OR (US);
Dana Reinisch, Portland, OR (US);
Raffaele Mazzei, Enceinte, CA (US);
Aaron Hayes, Portland, OR (US);
James Owen, Portland, OR (US);
Charles L. Jones, Stevensville, MI
(US); **Timothy Edward McKeown**, St.
Joseph, MI (US); **Allen D. Wong**, St.
Joseph, MI (US); **Daniel Henry**
Quinlan, Stevensville, MI (US)

(73) **Assignee:** **Whirlpool Corporation**, Benton
Harbor, MI (US)

(**) **Term:** **14 Years**

(21) **Appl. No.:** **29/153,758**

(22) **Filed:** **Oct. 23, 2001**

(51) **LOC (7) Cl.** **15-05**

(52) **U.S. Cl.** **D32/6**

(58) **Field of Search** D32/1, 5, 6, 8,
D32/10, 12, 25, 28; 34/58, 108, 139, 523,
524, 595, 596, 602, 603; 68/3 R, 4, 5 R,
12.01, 12.07, 12.08, 12.12, 12.26, 12.27,
13 R, 16, 24

(56) **References Cited**

U.S. PATENT DOCUMENTS

3,197,979 A * 8/1965 Phillips et al. 68/12.01

D233,470 S * 10/1974 Hall D32/6
4,307,588 A * 12/1981 Smith et al. 68/23.7
4,423,608 A * 1/1984 Funaki 68/23.3
4,631,934 A * 12/1986 Imanishi et al. 68/23 R
D289,212 S * 4/1987 Nakamura et al. D32/6
D290,052 S * 5/1987 Ohsawa et al. D32/6
D292,629 S * 11/1987 Nagai et al. D32/6
5,007,254 A * 4/1991 Wolfe et al. 68/17 R
5,533,367 A * 7/1996 Lybarger et al. 68/3 R
D446,891 S * 8/2001 Kim D32/6

* cited by examiner

Primary Examiner—Martie K. Holtje

(74) *Attorney, Agent, or Firm*—Robert O. Rice; Stephen D.
Krefman; Thomas J. Roth

(57) **CLAIM**

The ornamental design for an automatic washer, as shown
and described.

DESCRIPTION


FIG. 1 is a perspective view of the automatic washer
showing our new design.

FIG. 2 is a top plan view thereof.

FIG. 3 is a front elevational view thereof; and,

FIG. 4 is a side elevational view thereof.

1 Claim, 4 Drawing Sheets






Fig. 1

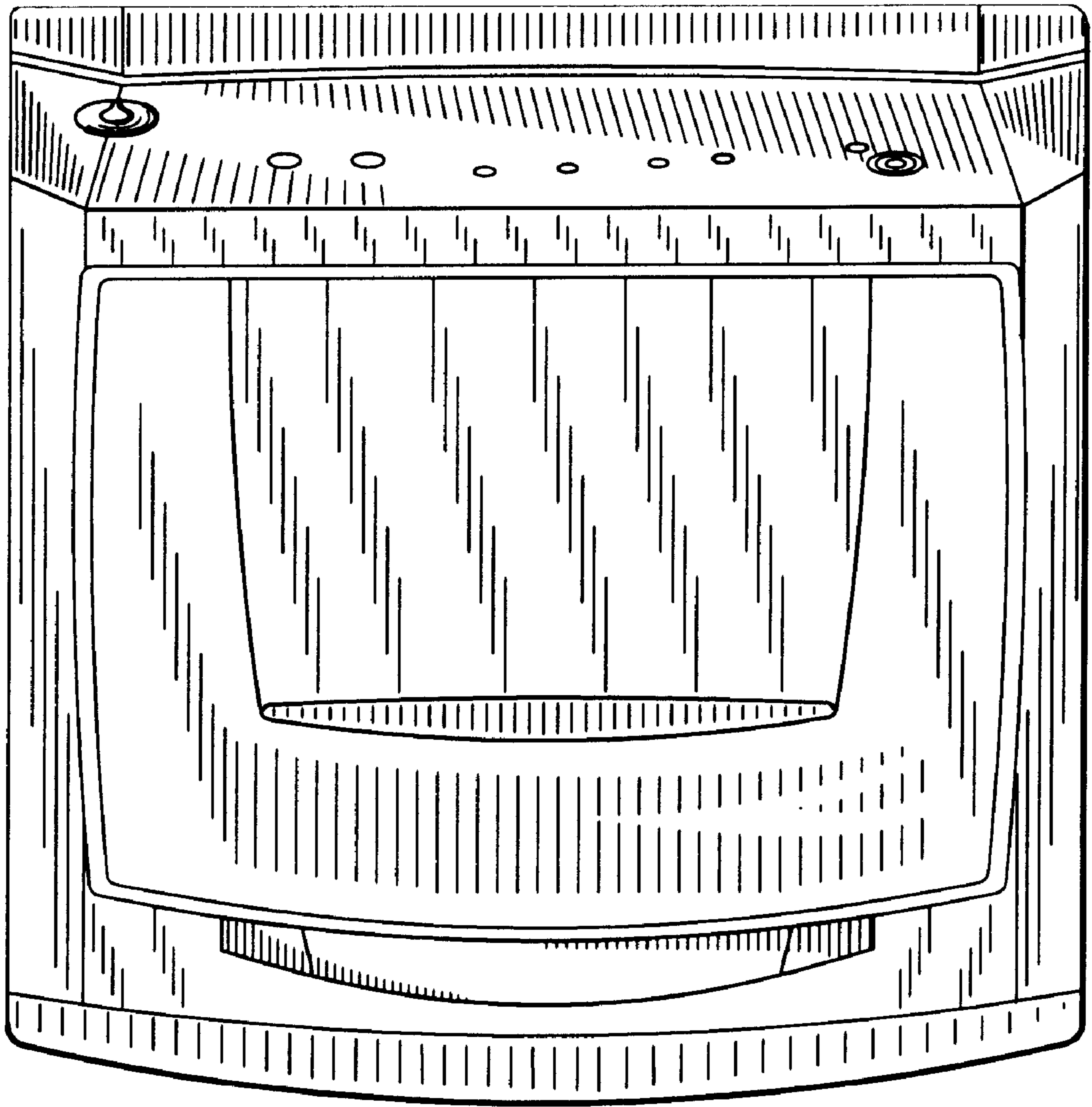


Fig. 2




Fig. 3

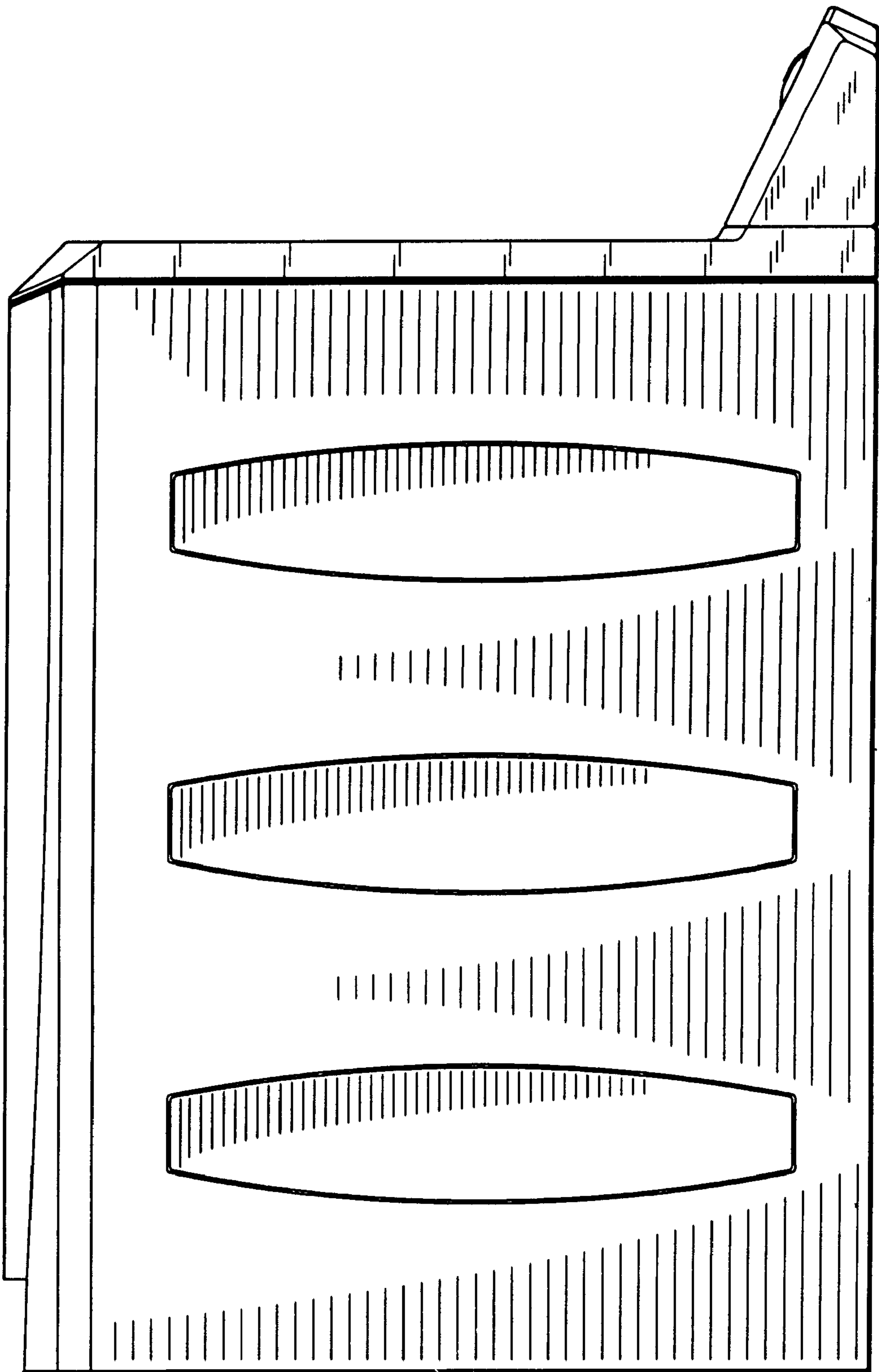


Fig. 4