



US00D465292S

(12) **United States Design Patent**  
**Ko**

(10) **Patent No.:** **US D465,292 S**

(45) **Date of Patent:** **\*\* Nov. 5, 2002**

(54) **ROPE LIGHT**

D448,500 S \* 9/2001 Choi ..... D26/3

(76) Inventor: **Yu-Chow Ko**, Unit B, 19/F, Skylodge 1  
Dynasty Heights, 8 Yin Ping Road,  
Kowloon (HK)

\* cited by examiner

(\*\*) Term: **14 Years**

*Primary Examiner*—Marcus A. Jackson  
(74) *Attorney, Agent, or Firm*—Raymond Y. Chan; David  
and Raymond Patent Group

(21) Appl. No.: **29/153,398**

(57) **CLAIM**

(22) Filed: **Jan. 9, 2002**

The ornamental design for a rope light, as shown.

(51) **LOC (7) Cl.** ..... **26-04**

**DESCRIPTION**

(52) **U.S. Cl.** ..... **D26/4; D26/3**

FIG. 1 is a perspective view showing my new design.

(58) **Field of Search** ..... D26/1, 2, 3, 4;  
313/313, 315, 318, 485, 493, 567, 569,  
578–580

FIG. 2 is a front view thereof.

FIG. 3 is a rear view thereof.

FIG. 4 is a right end view thereof.

FIG. 5 is a left end view thereof.

FIG. 6 is a top view thereof; and,

FIG. 7 is a bottom view thereof.

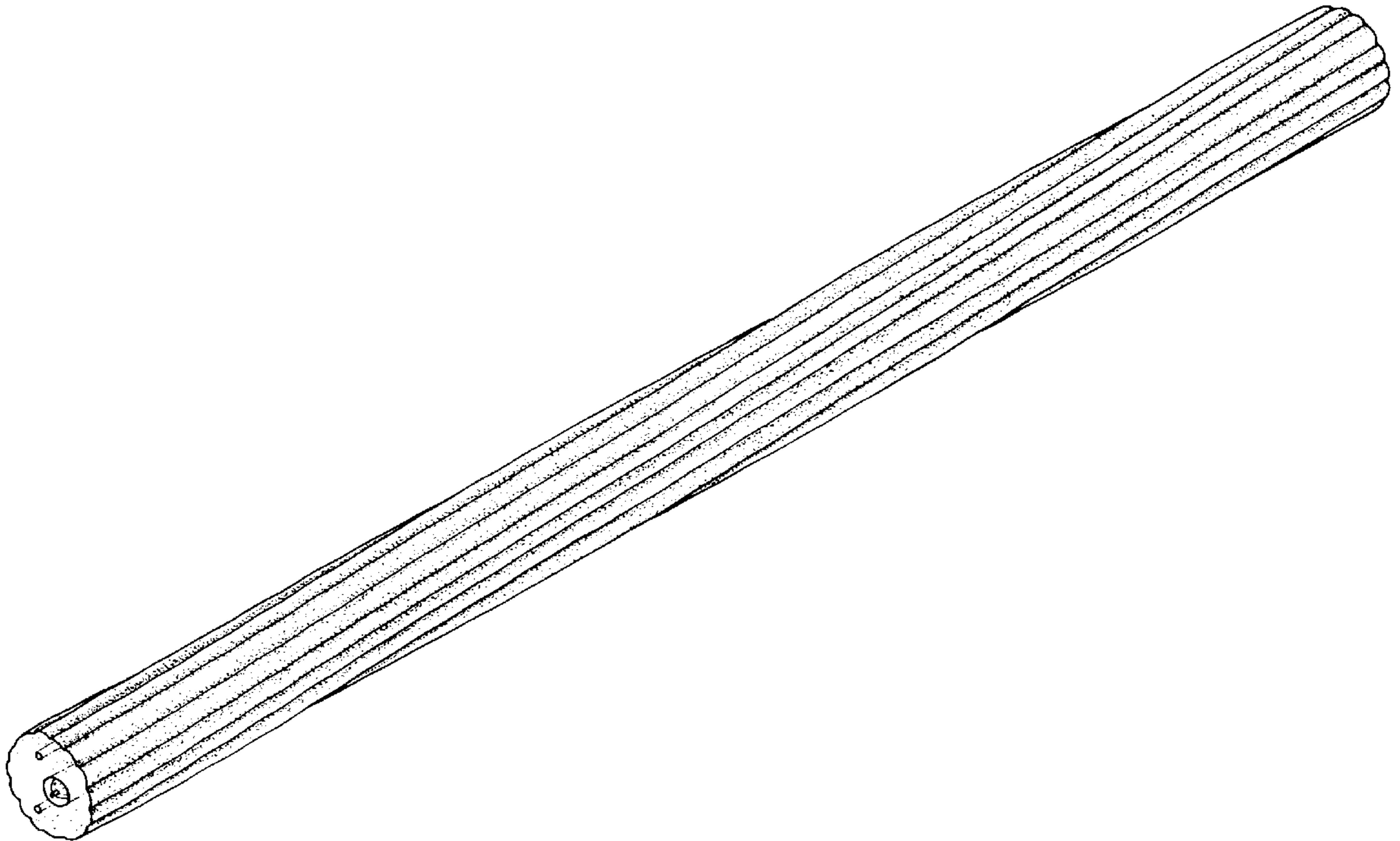
(56) **References Cited**

**U.S. PATENT DOCUMENTS**

D384,428 S \* 9/1997 Sato et al. .... D26/3

D384,758 S \* 10/1997 Sun ..... D26/4

**1 Claim, 6 Drawing Sheets**



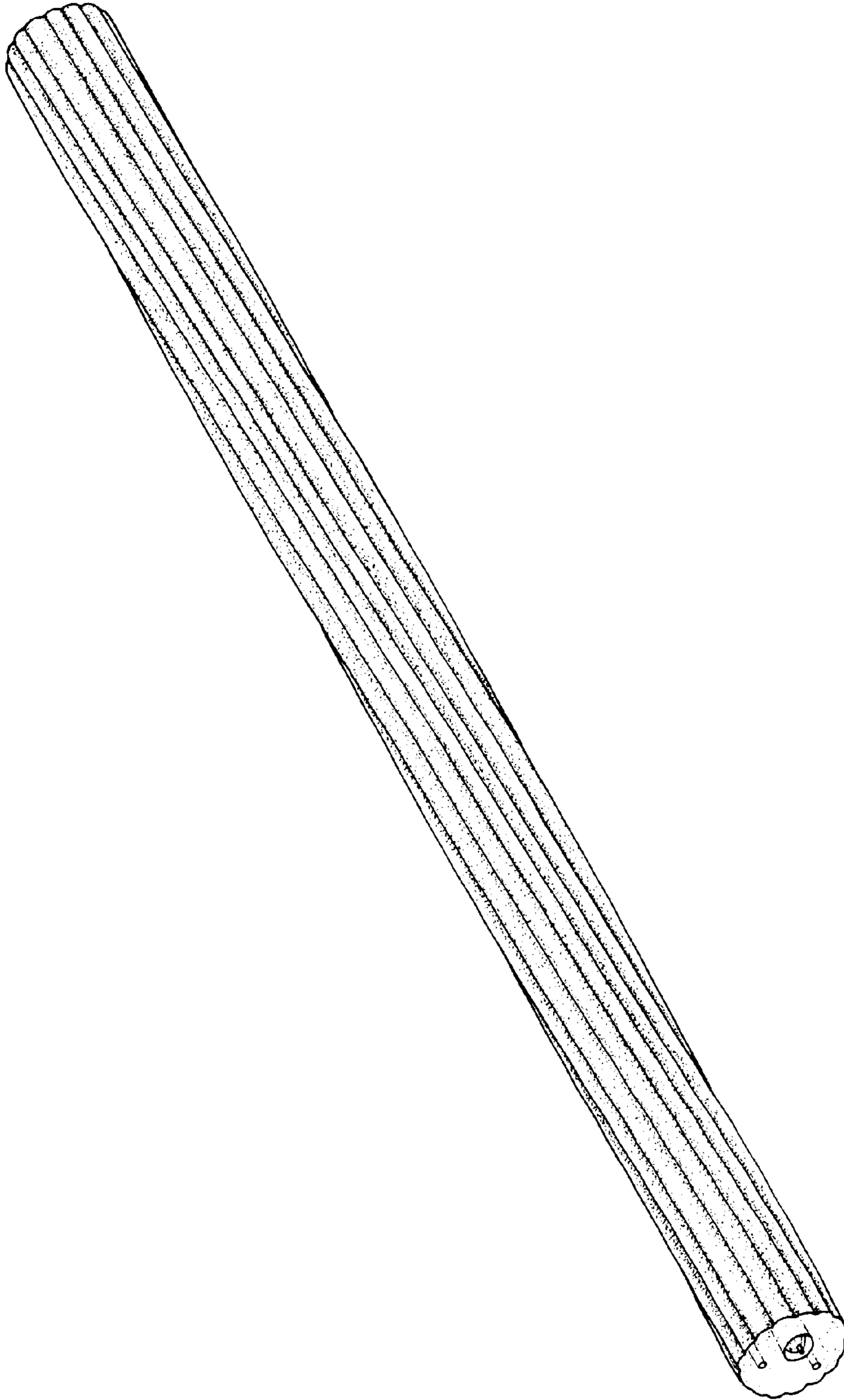


FIG. 1

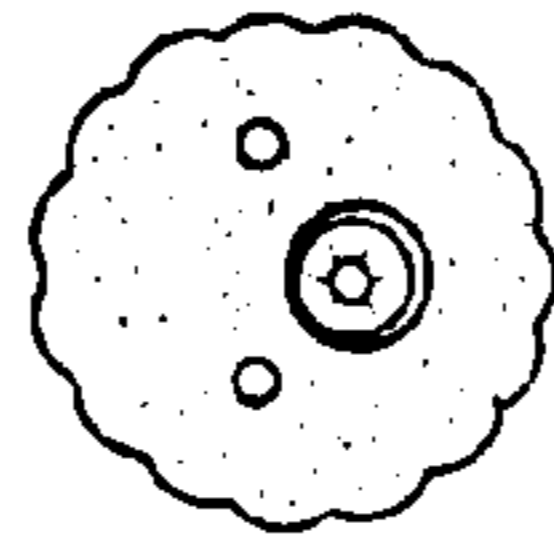


FIG. 2

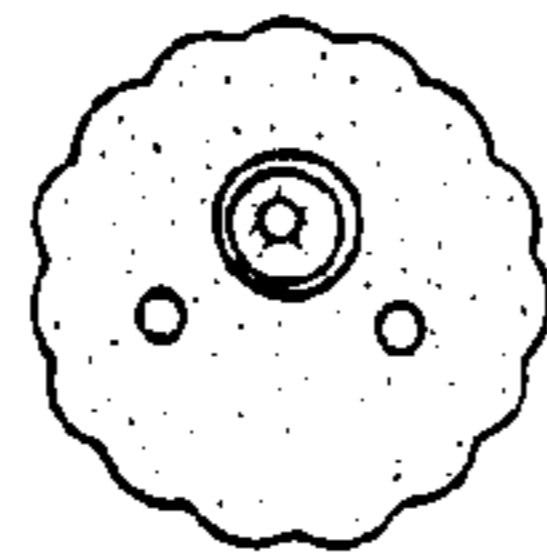


FIG. 3




FIG. 4

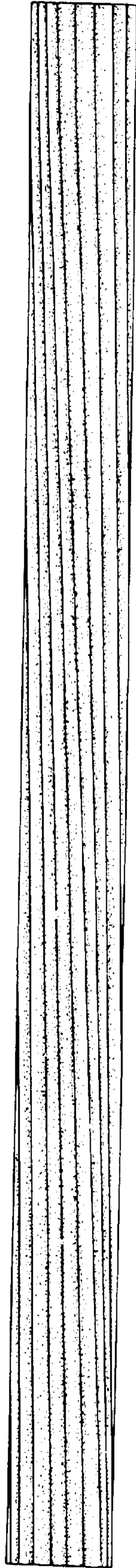


FIG. 5




FIG. 6




FIG. 7