



US00D465285S

(12) **United States Design Patent**
Fayol

(10) **Patent No.:** **US D465,285 S**

(45) **Date of Patent:** **** Nov. 5, 2002**

(54) **ELEVATOR**

(75) Inventor: **André Fayol**, Bouchemaine (FR)

(73) Assignee: **ThyssenKrupp Elevator Manufacturing France SAS** (FR)

(**) Term: **14 Years**

(21) Appl. No.: **29/137,886**

(22) Filed: **Mar. 2, 2001**

(30) **Foreign Application Priority Data**

Sep. 5, 2000 (FR) 00 5118

(51) **LOC (7) Cl.** **25-02**

(52) **U.S. Cl.** **D25/37**

(58) **Field of Search** D34/28, 33; D25/37;
187/298, 240; 52/269

(56) **References Cited**

U.S. PATENT DOCUMENTS

1,616,096	A	*	2/1927	Van Doorn et al.	D25/37 X
D84,604	S	*	7/1931	Stegeman	D25/37
D195,117	S	*	4/1963	Broun	D25/37
3,103,708	A	*	9/1963	Pomeroy et al.	52/269
3,282,004	A	*	11/1966	Broun	52/269
D223,340	S	*	4/1972	Broun	D25/3

* cited by examiner

Primary Examiner—Cynthia E. Ramirez

(74) *Attorney, Agent, or Firm*—Shlesinger, Arkwright & Garvey LLP

(57) **CLAIM**

The ornamental design for the elevator, as shown and described.

DESCRIPTION

FIG. 1 is a perspective view of the interior of an elevator according to a preferred embodiment of my design;

FIG. 2 is an elevational view of the right side of the interior of the elevator of FIG. 1;

FIG. 3 is an elevational view of the front of the interior of the elevator of FIG. 1;

FIG. 4 is an elevational view of the rear of the interior of the elevator of FIG. 1;


FIG. 5 is an elevational view of the left side of the elevator of FIG. 1;

FIG. 6 is a plan view of the top ceiling of the interior of the elevator of FIG. 1; and,

FIG. 7 is a plan view of the floor of the interior of the elevator of FIG. 1.

The exterior of the elevator forms no part of the claimed design.

1 Claim, 7 Drawing Sheets






FIG. 1

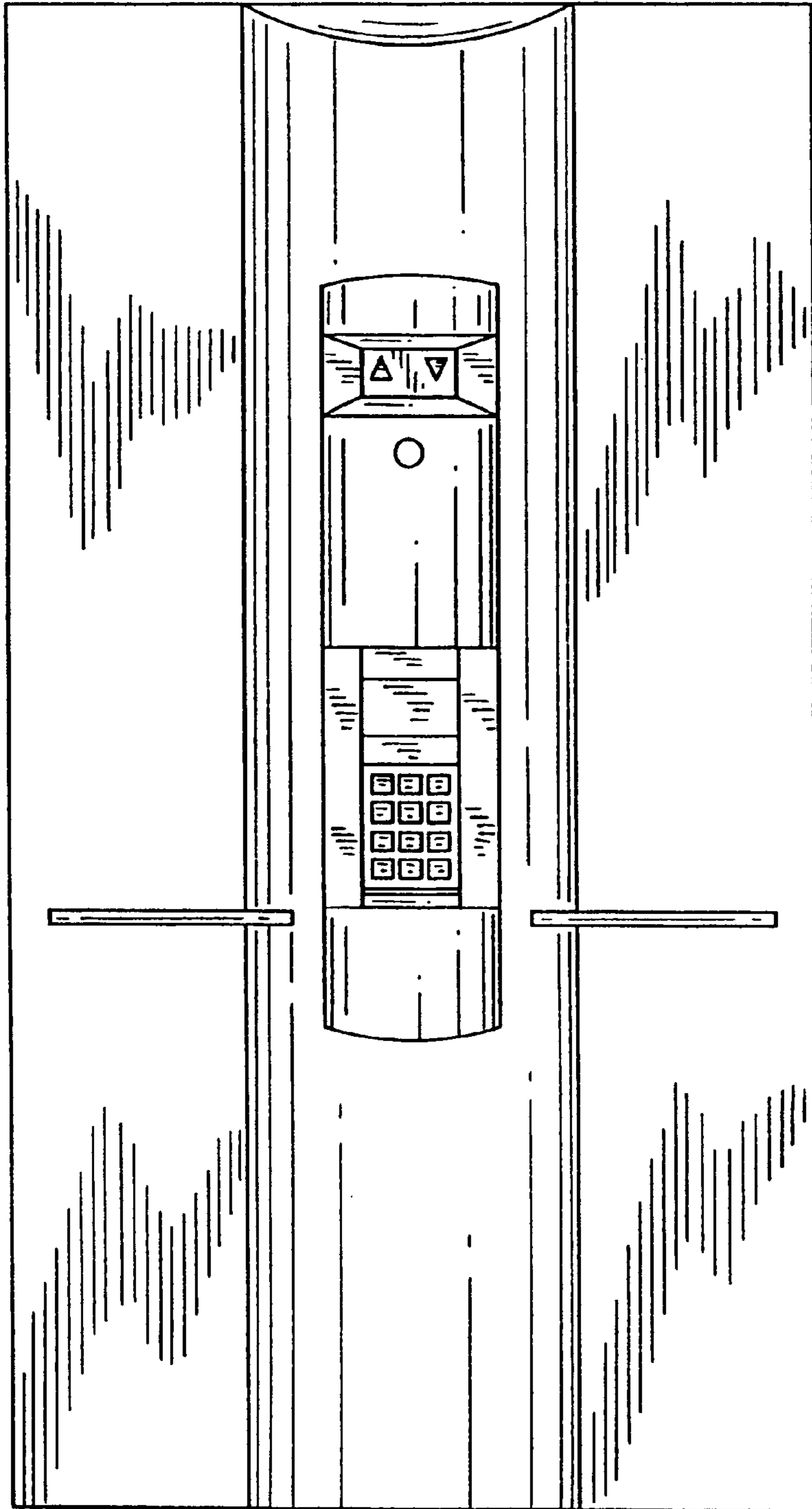


FIG. 2




FIG. 3




FIG. 4

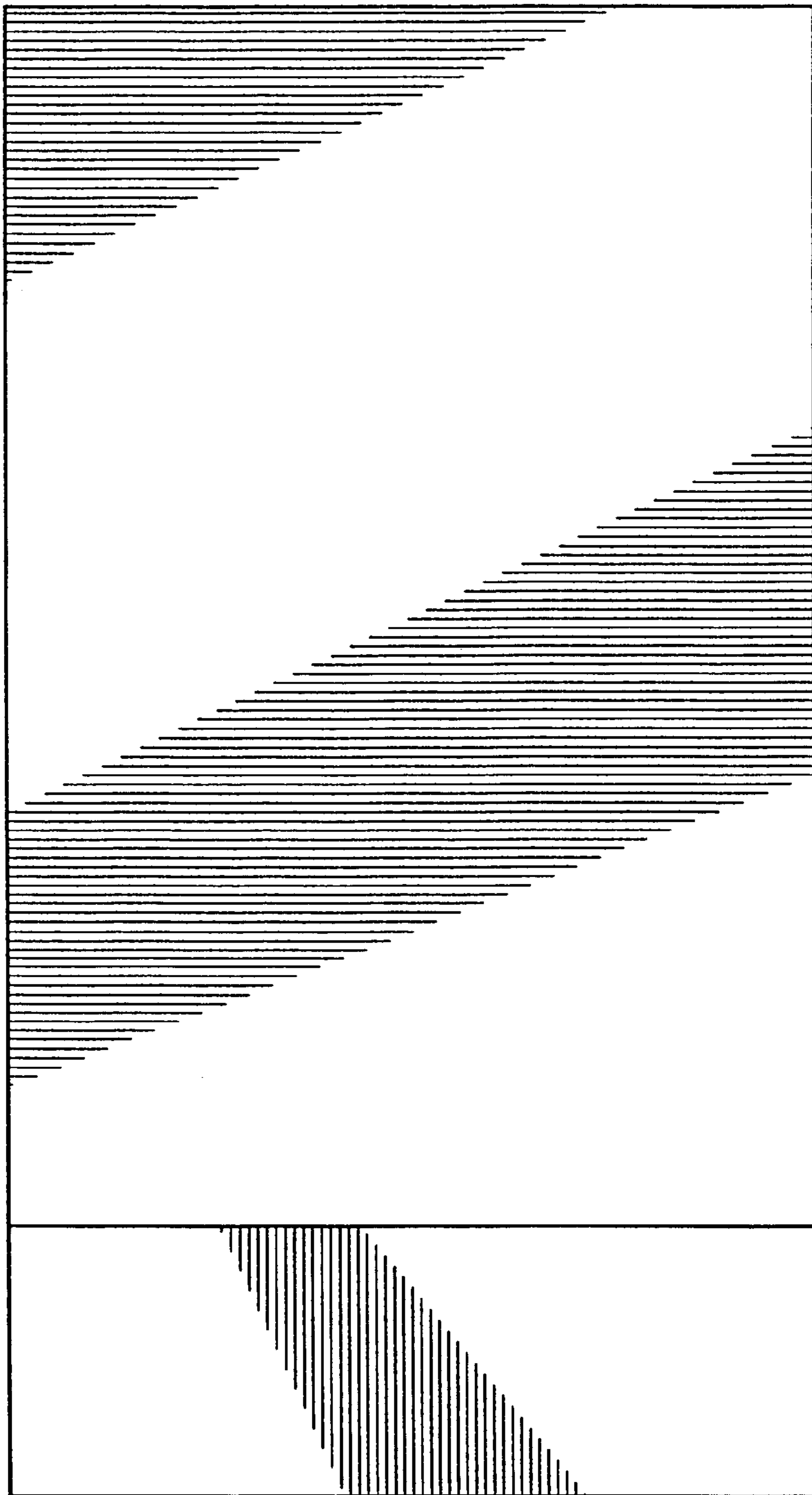


FIG. 5

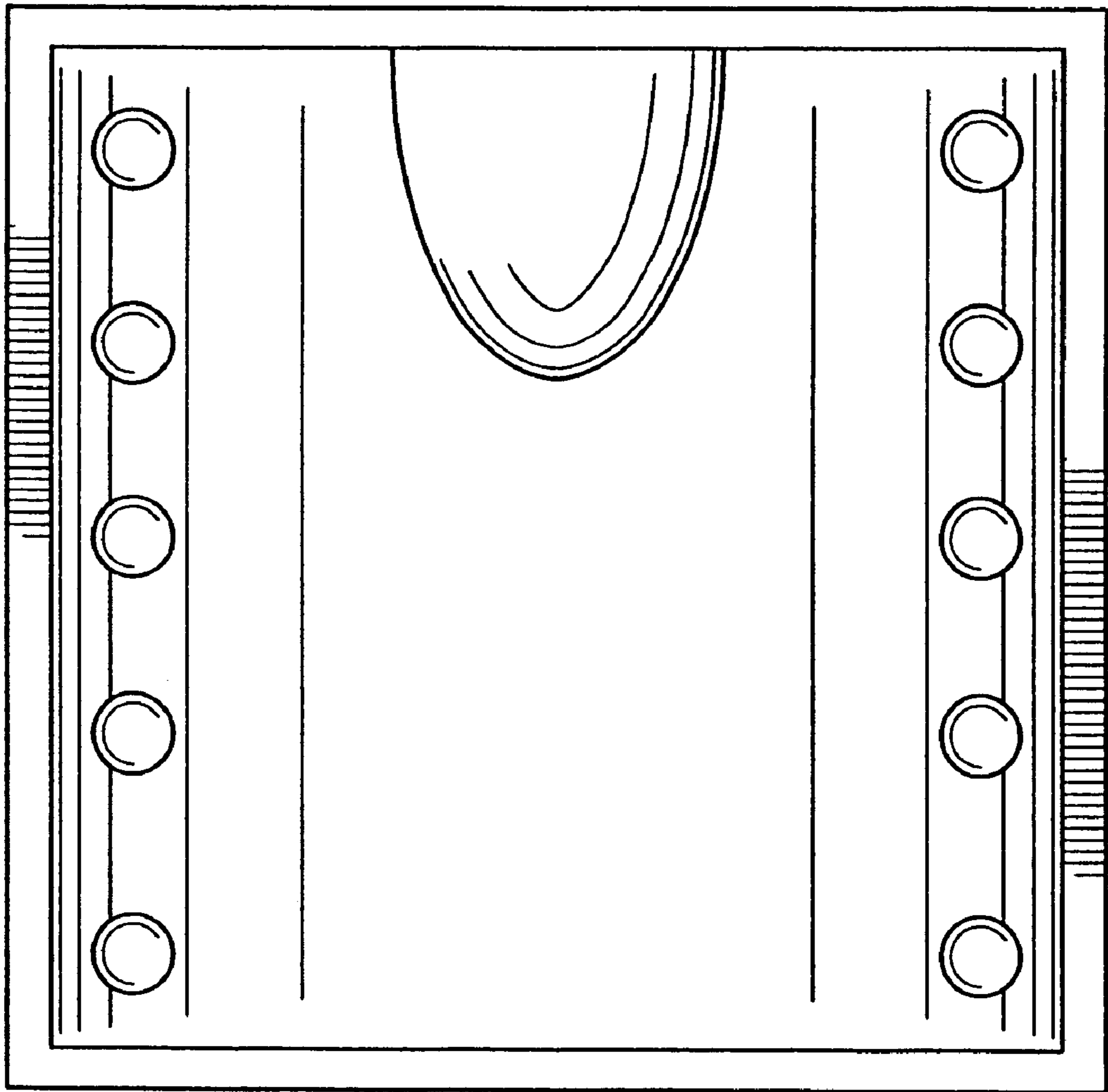


FIG. 6




FIG. 7