



US00D465265S

(12) **United States Design Patent**  
**Czerwinski, Jr. et al.**

(10) **Patent No.:** **US D465,265 S**

(45) **Date of Patent:** **\*\* Nov. 5, 2002**

(54) **FAUCET**

D438,289 S \* 2/2001 Mark et al. .... D23/242

(75) Inventors: **Jerome F. Czerwinski, Jr.**, Long Beach, CA (US); **Aaron E. Hanna**, Redlands, CA (US)

\* cited by examiner

*Primary Examiner*—Louis S. Zarfes

*Assistant Examiner*—Gregory Andoll

(73) Assignee: **Emhart LLC**, Newark, DE (US)

(74) *Attorney, Agent, or Firm*—Richard J. Veltman; John D. Del Ponti

(\*\*) Term: **14 Years**

(57) **CLAIM**

(21) Appl. No.: **29/140,867**

The ornamental design for a faucet, as shown and described.

(22) Filed: **Apr. 26, 2001**

**DESCRIPTION**

(51) **LOC (7) Cl.** ..... **23-01**

(52) **U.S. Cl.** ..... **D23/238**

(58) **Field of Search** ..... D23/238–257;  
4/675–678; 137/801

FIG. 1 is a perspective view of the new design for a faucet;  
FIG. 2 is a front elevational view of the new design for a faucet;

FIG. 3 is a rear elevational view of the new design for a faucet;

FIG. 4 is a right side elevational view of the new design for a faucet;

FIG. 5 is a left side elevational view of the new design for a faucet;

FIG. 6 is a top plan view of the new design for a faucet; and,  
FIG. 7 is a bottom plan view of the new design for a faucet.


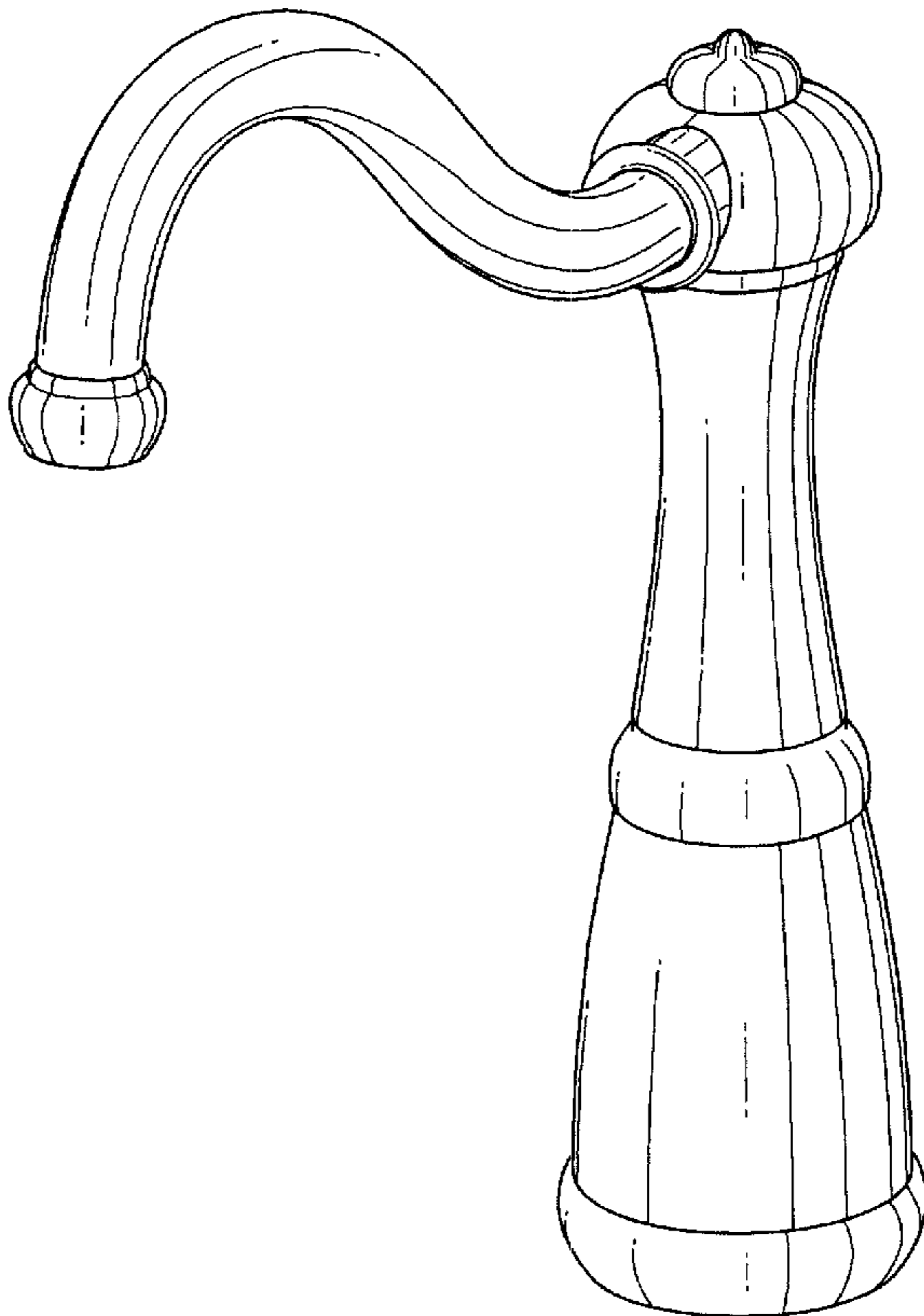
The broken lines in the Figures are for illustrative purposes only and form no part of the claimed design.

(56) **References Cited**

**U.S. PATENT DOCUMENTS**

|            |           |                |               |
|------------|-----------|----------------|---------------|
| D287,395 S | 12/1986   | Piesco         |               |
| D318,099 S | 7/1991    | Reid et al.    |               |
| D349,326 S | 8/1994    | Bollenbacher   |               |
| D375,345 S | * 11/1996 | Warshawsky     | ..... D23/241 |
| D382,042 S | 8/1997    | Bollenbacher   |               |
| D387,133 S | * 12/1997 | Donahue et al. | ..... D23/242 |
| D429,800 S | 8/2000    | Spangler       |               |
| D433,739 S | 11/2000   | Lord           |               |

**1 Claim, 7 Drawing Sheets**






FIG. 1




FIG. 2




FIG. 3

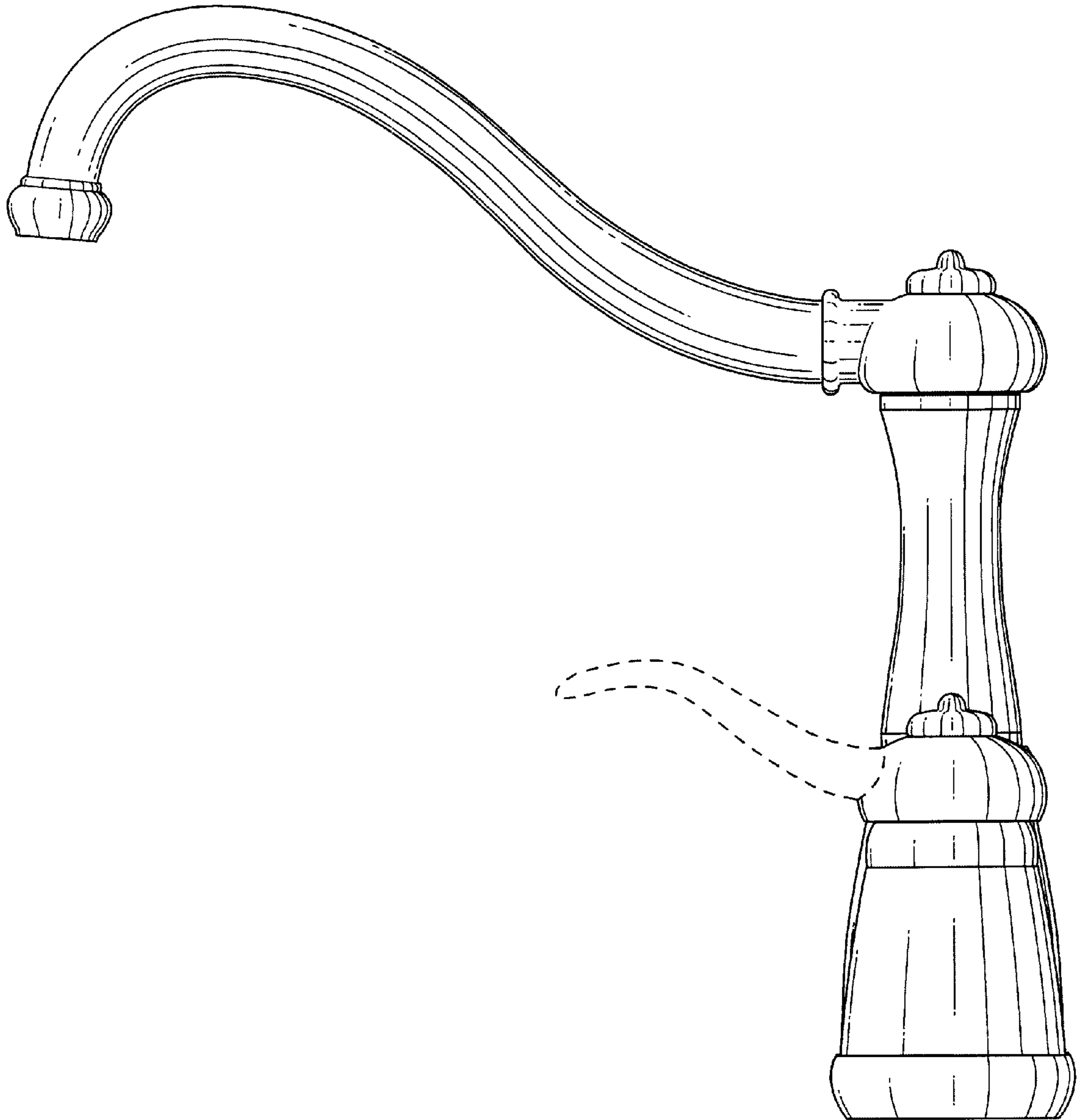


FIG. 4

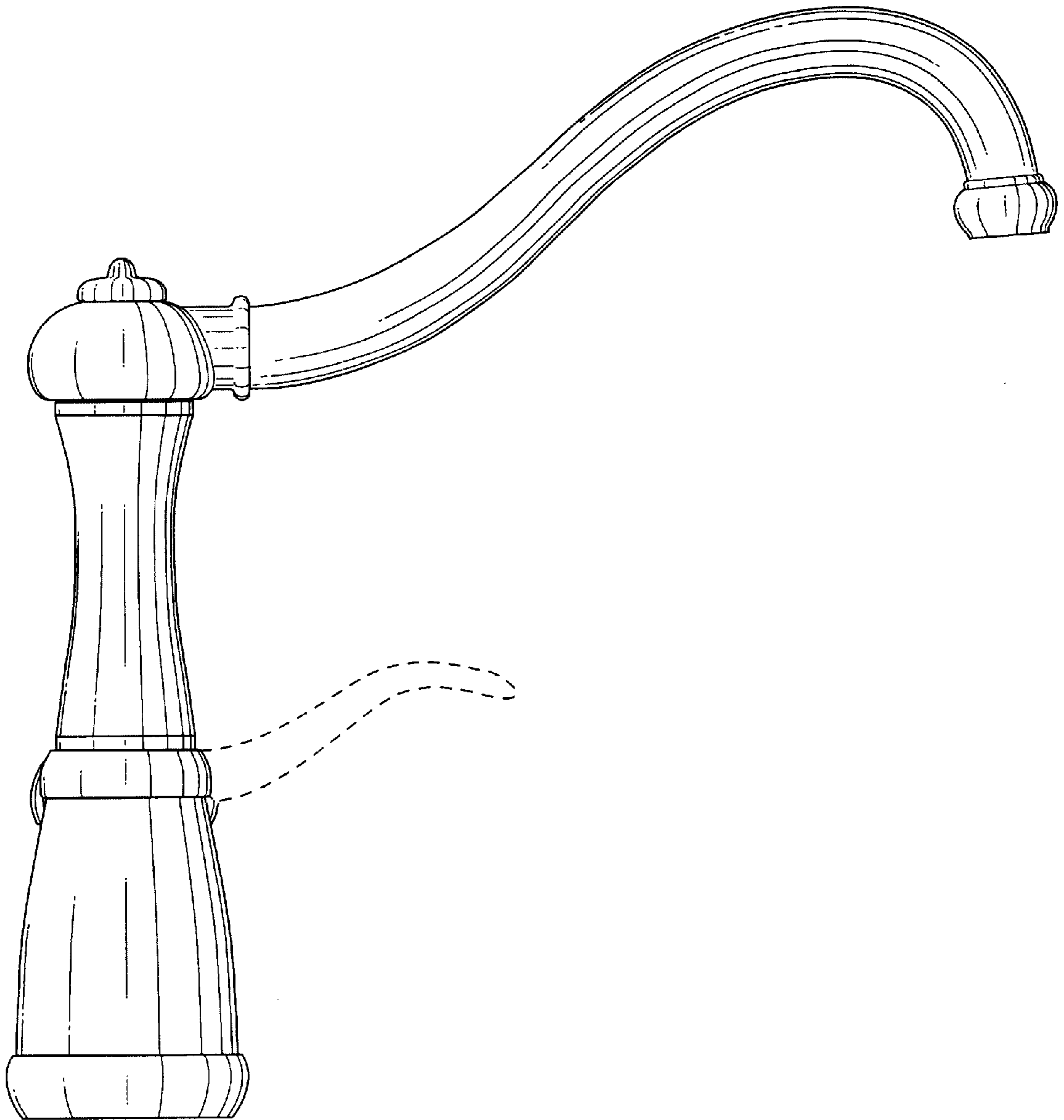


FIG. 5

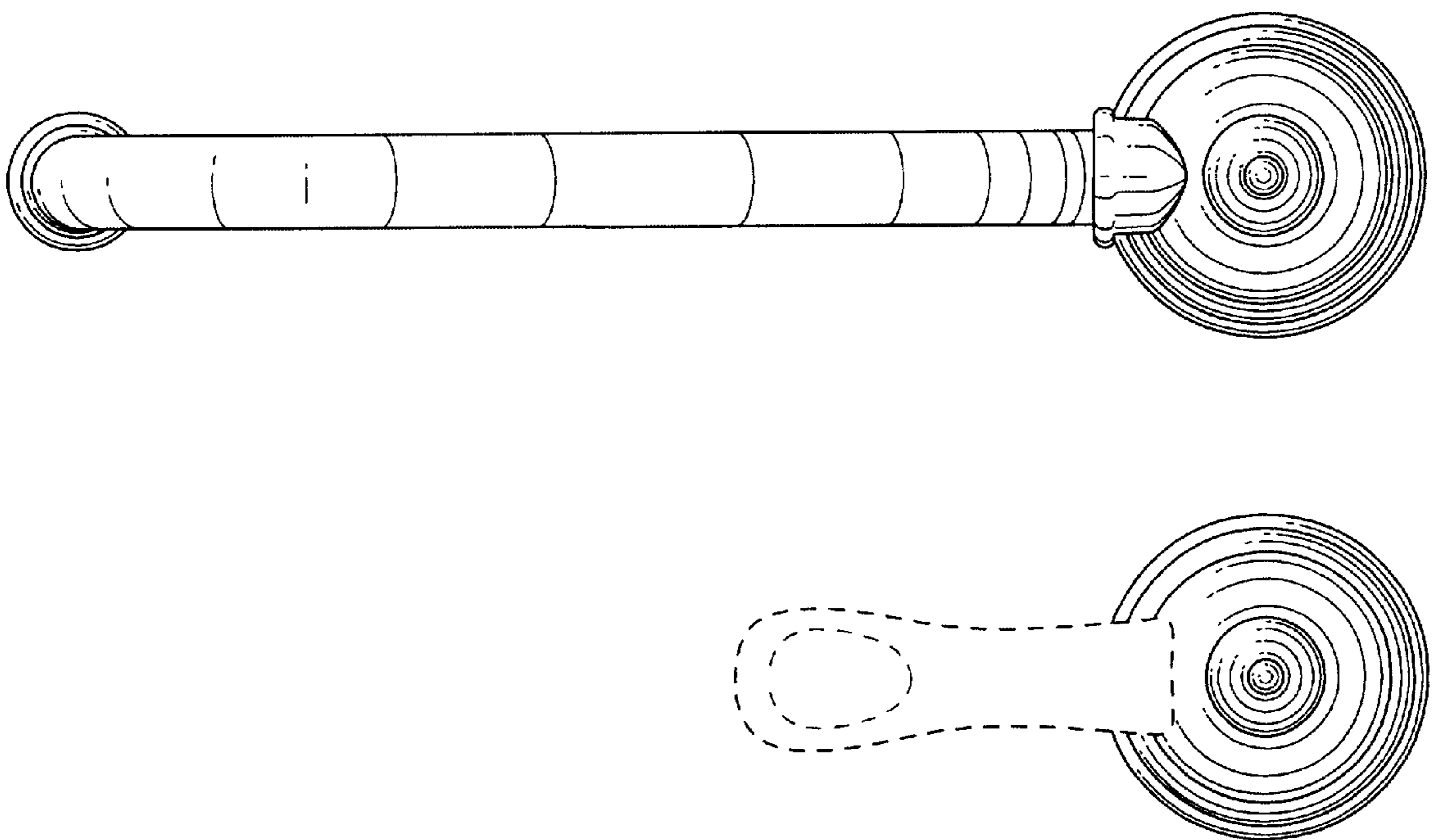


FIG. 6

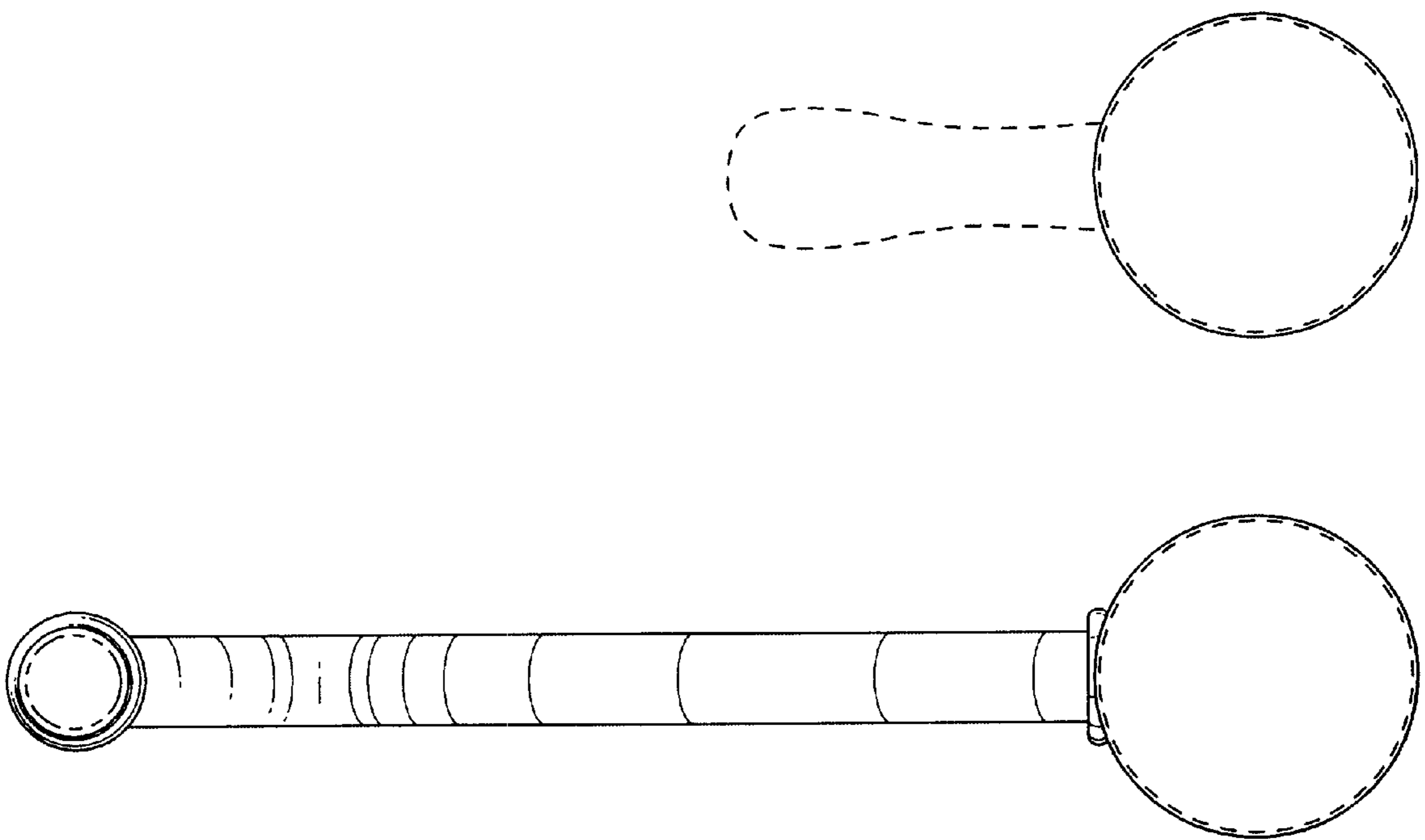


FIG. 7