



US00D465246S

(12) **United States Design Patent**
Sorensen

(10) **Patent No.:** **US D465,246 S**

(45) **Date of Patent:** **** Nov. 5, 2002**

(54) **TOY BUILDING ELEMENT**

(76) **Inventor:** **Soren Christian Sorensen, P O Box**
256 North Side, Grand Cayman (KY)

(**) **Term:** **14 Years**

(21) **Appl. No.:** **29/156,860**

(22) **Filed:** **Mar. 8, 2002**

Related U.S. Application Data

(63) Continuation-in-part of application No. 09/889,621, filed on Jul. 17, 2001, which is a continuation-in-part of application No. 09/246,317, filed on Feb. 8, 1999, now Pat. No. 6,250,986.

(51) **LOC (7) Cl.** **21-01**

(52) **U.S. Cl.** **D21/499**

(58) **Field of Search** D21/484-505;
446/85, 108-117, 120-122, 124, 125, 128;
52/604, 598

(56) **References Cited**

U.S. PATENT DOCUMENTS

- 2,132,757 A 10/1938 Paulson
- 2,472,363 A 6/1949 Blackinton
- D179,688 S * 2/1957 Kaplan
- 3,877,170 A 4/1975 Bakker
- D238,168 S 12/1975 Ketcham
- D249,230 S 9/1978 Van der Veken
- D249,232 S 9/1978 Van der Veken
- 4,792,319 A * 12/1988 Svagerko 446/128
- D317,477 S * 6/1991 Poulsen D21/500
- 5,049,105 A 9/1991 Glickman
- 5,267,863 A 12/1993 Simmons, Jr.
- D344,300 S 2/1994 Knudsen
- D354,319 S 1/1995 Wilson
- D362,875 S * 10/1995 Vognsen D21/500
- 5,471,808 A 12/1995 De Pieri et al.
- 5,493,816 A * 2/1996 Willemsen 446/125
- D368,939 S 4/1996 Frederiksen
- D370,503 S * 6/1996 Burns D21/500
- 5,527,201 A 6/1996 Maddock

- D371,398 S * 7/1996 Glynn D21/500
- D378,837 S * 4/1997 Olsen D21/500
- 5,653,621 A * 8/1997 Yao 446/85
- 5,848,927 A 12/1998 Frederiksen
- D403,721 S 1/1999 Bean
- D430,231 S * 8/2000 Sorensen D21/499
- D435,609 S * 12/2000 Sorensen D21/503
- D437,895 S * 2/2001 Sorensen D21/504
- 6,250,986 B1 6/2001 Sorensen
- D445,148 S * 7/2001 McIntosh D21/500
- D456,048 S 4/2002 Sorensen
- D456,462 S 4/2002 Sorensen
- D456,463 S 4/2002 Sorensen

FOREIGN PATENT DOCUMENTS

- FR 00 0600 5/2000
- WO WO 93/04749 3/1993
- WO WO 00/47302 8/2000

* cited by examiner

Primary Examiner—Raphael Barkai

(74) *Attorney, Agent, or Firm*—Edward W. Callan

(57) **CLAIM**

The ornamental design for a toy building element, as shown and described.

DESCRIPTION

It is intended that the toy building element of the present invention be used in a set of toy building elements that are capable of being interconnected in a releasable engagement. FIG. 1 is a top perspective view of the toy building element. FIG. 2 is a top view of the toy building element shown in FIG. 1.

FIG. 3 is a left side view of the toy building element shown in FIG. 1, the right side view being identical.

FIG. 4 is a front view of the toy building element shown in FIG. 1, the rear view being identical; and,

FIG. 5 is a bottom perspective view of the toy building element shown in FIG. 1.

The bottom view does not form part of the claimed design.

1 Claim, 1 Drawing Sheet

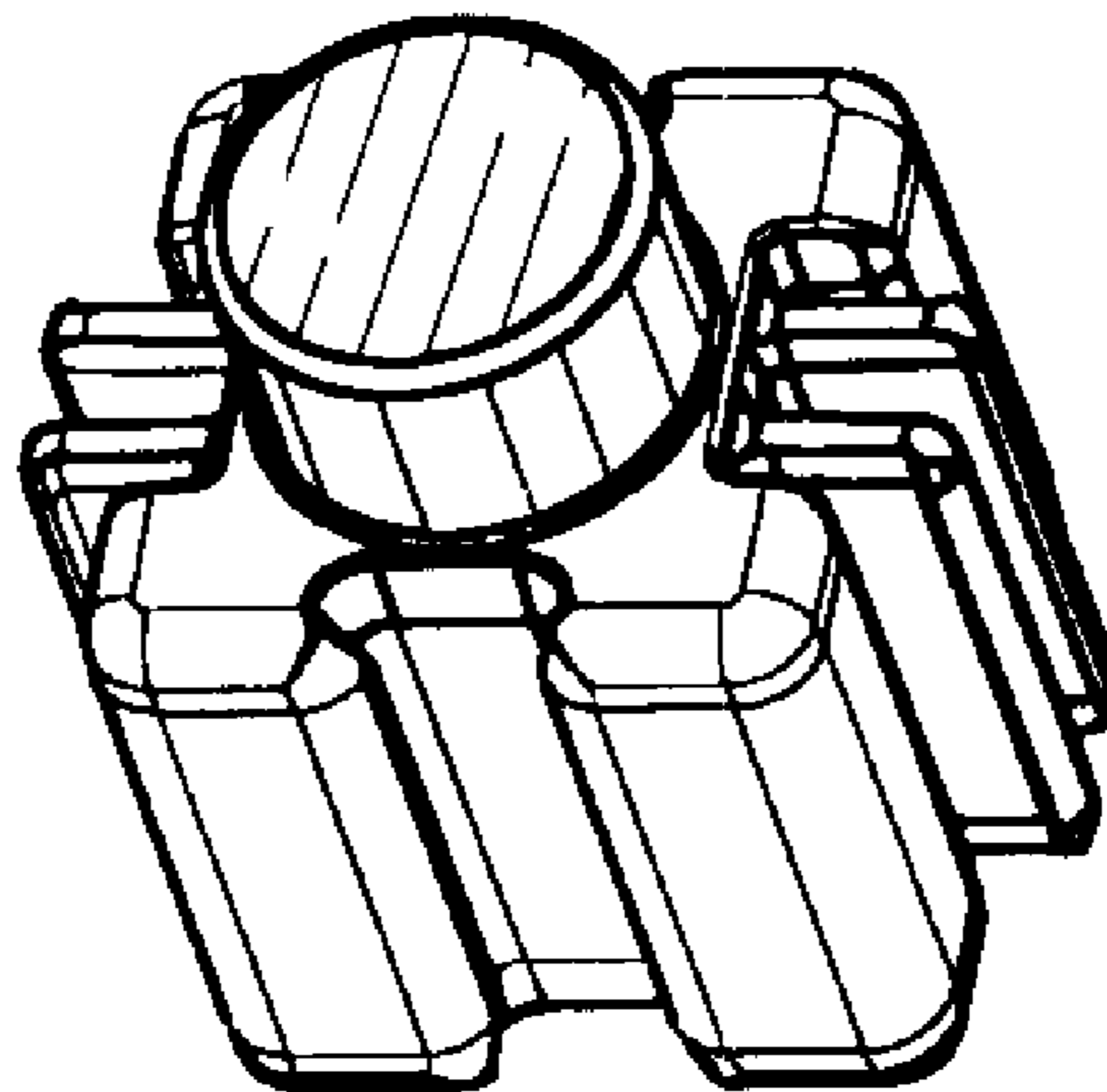


FIG. 1

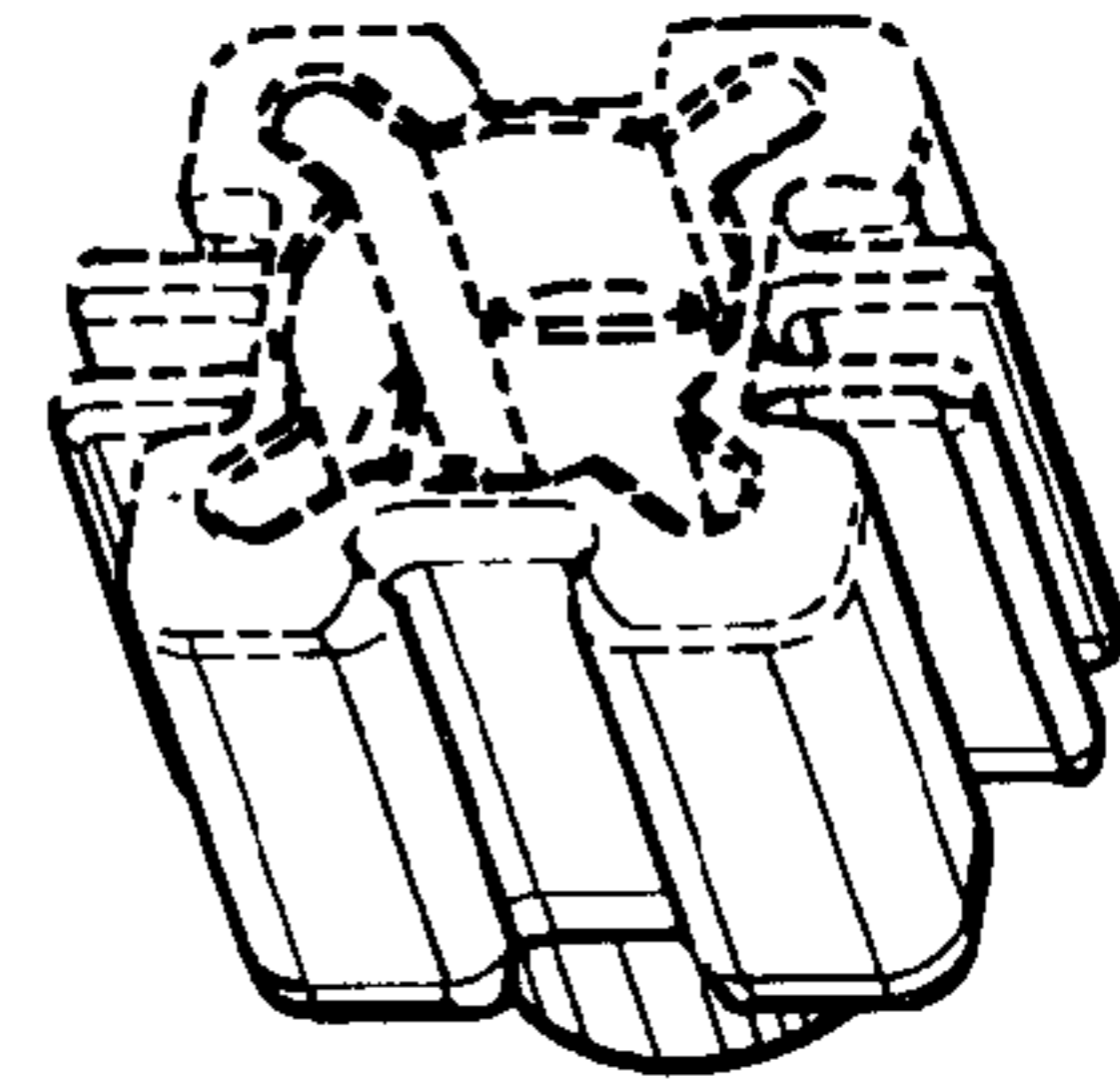
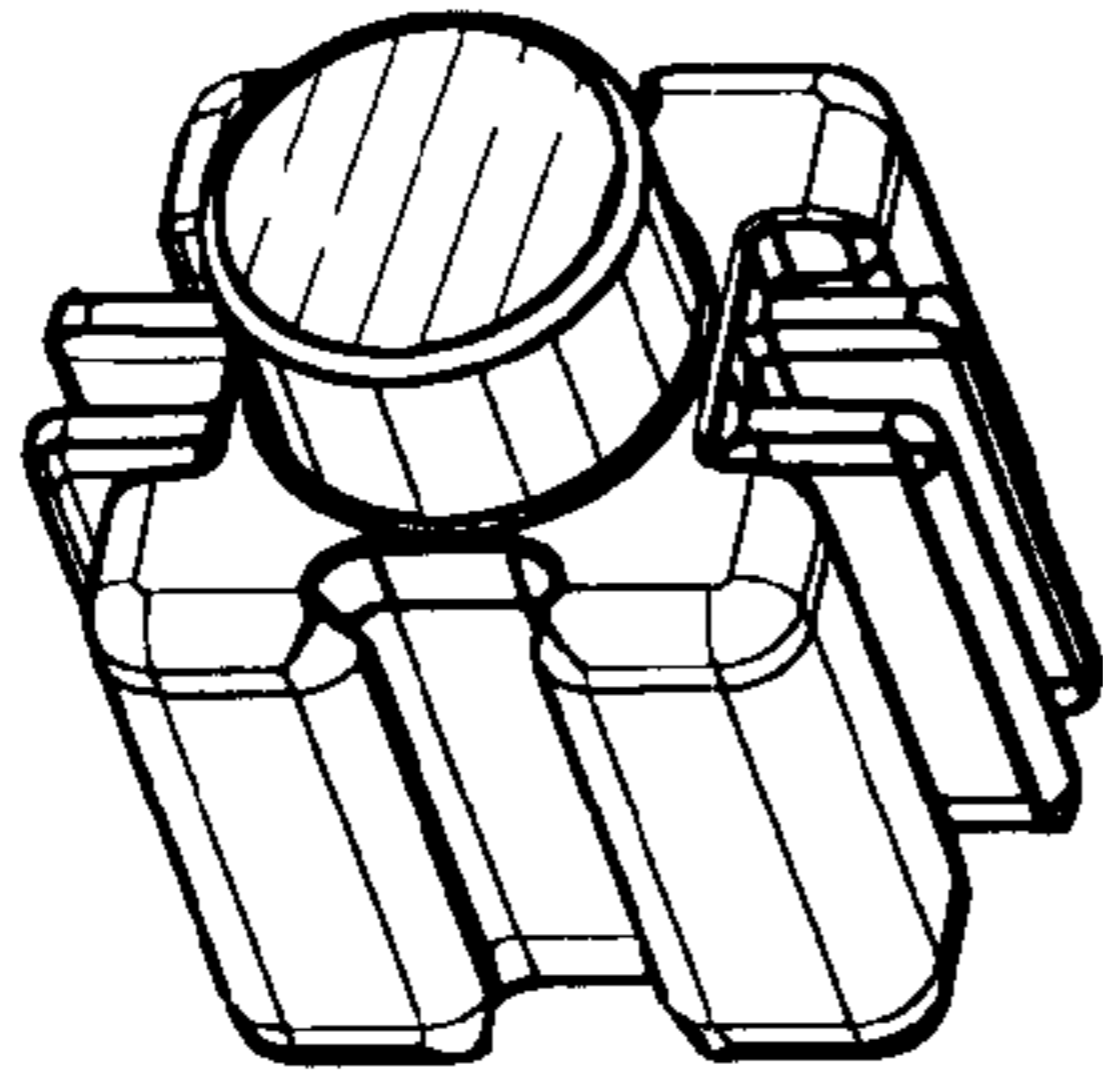


FIG. 5

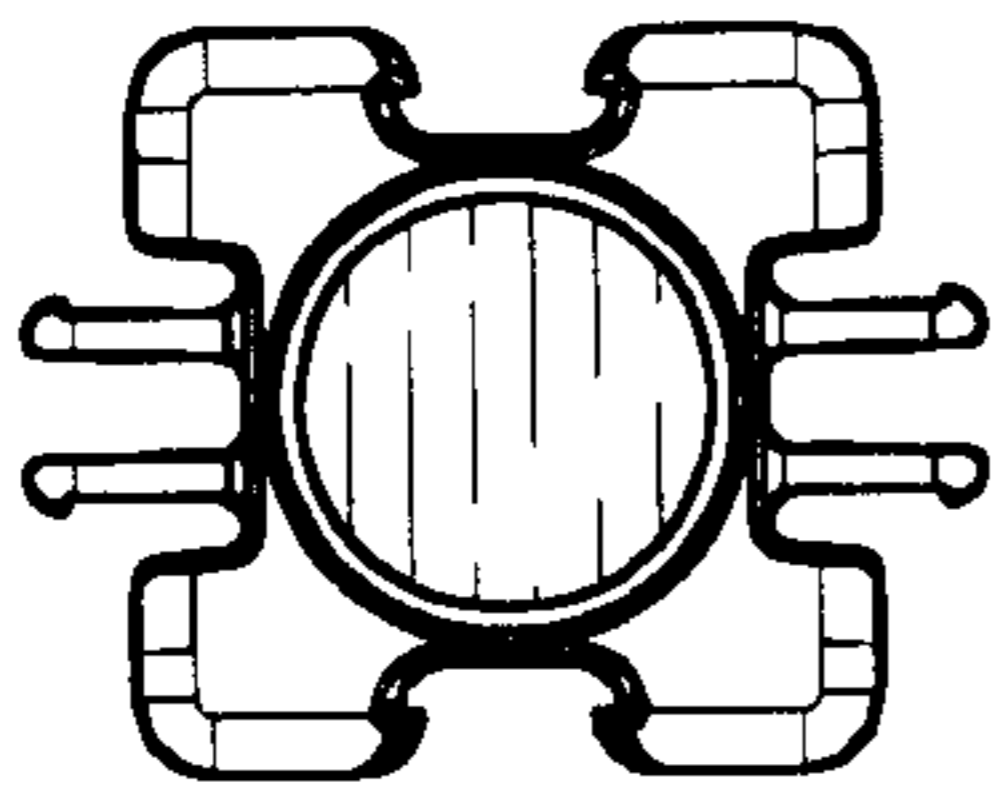


FIG. 2

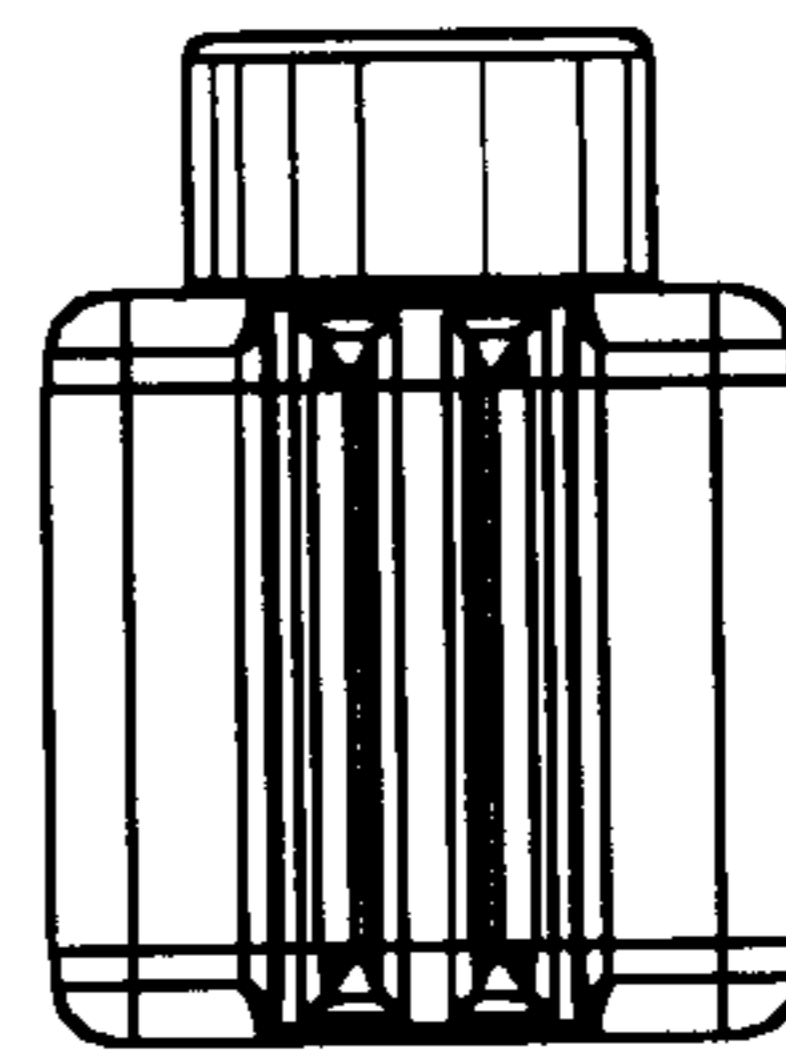


FIG. 3

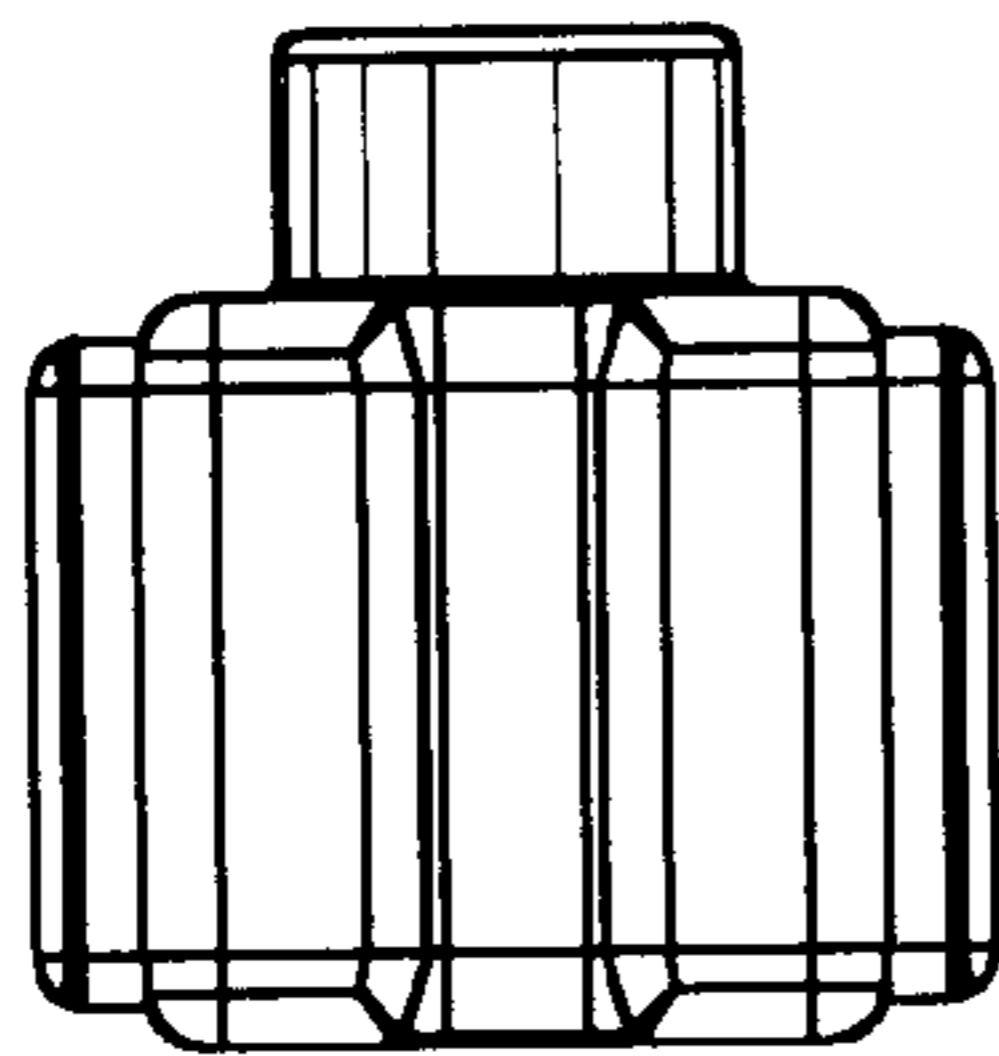


FIG. 4