



US00D465244S

(12) **United States Design Patent**
Hussaini et al.

(10) **Patent No.:** **US D465,244 S**

(45) **Date of Patent:** **** Nov. 5, 2002**

(54) **VIDEO GAME HOLDER**

(75) Inventors: **Saied Hussaini**, Miami, FL (US); **Marc Iacovelli**, Miami, FL (US)

(73) Assignee: **Intec, Inc.**, Miami, FL (US)

(**) Term: **14 Years**

(21) Appl. No.: **29/150,002**

(22) Filed: **Oct. 30, 2001**

(51) **LOC (7) Cl.** **21-01**

(52) **U.S. Cl.** **D21/333**

(58) **Field of Search** D21/324-333,
D21/369, 385; D3/218; 273/148 A, 148 B,
108, 118 R, 123 R, 454; 463/46, 47, 1,
16-22, 49; 345/905, 156; D14/432, 454,
496

(56) **References Cited**

U.S. PATENT DOCUMENTS

4,312,507	A	*	1/1982	Smith et al.	273/148 B
4,422,640	A	*	12/1983	Tamarkin	463/47
4,494,754	A	*	1/1985	Wagner, Jr.	273/148 B
5,046,739	A	*	9/1991	Reichow	273/148 B
D321,727	S	*	11/1991	Urbanski	D14/454
5,209,478	A	*	5/1993	Simpson	273/148 B

D337,435	S	*	7/1993	Kaneko et al.	D3/218
D338,053	S	*	8/1993	Underhill et al.	D14/454
5,295,648	A	*	3/1994	Hames	248/149
D413,937	S	*	9/1999	Smith	D21/333

* cited by examiner

Primary Examiner—Prabhakar Deshmukh

(74) *Attorney, Agent, or Firm*—Liniak, Berenato, Longacre & White

(57) **CLAIM**

The ornamental design for a video game holder, as shown and described.

DESCRIPTION

FIG. 1 is a top view of the video game holder according to the present invention.

FIG. 2 is a bottom view of the video game holder of FIG. 1.

FIG. 3 is a right side view of the video game holder of FIG. 1.

FIG. 4 is a left side view of the video game holder of FIG. 1.

FIG. 5 is a front view of the video game holder of FIG. 1.

FIG. 6 is a rear view of the video game holder of FIG. 1; and,

FIG. 7 is a front elevational perspective view of the video game holder of FIG. 1.

1 Claim, 4 Drawing Sheets

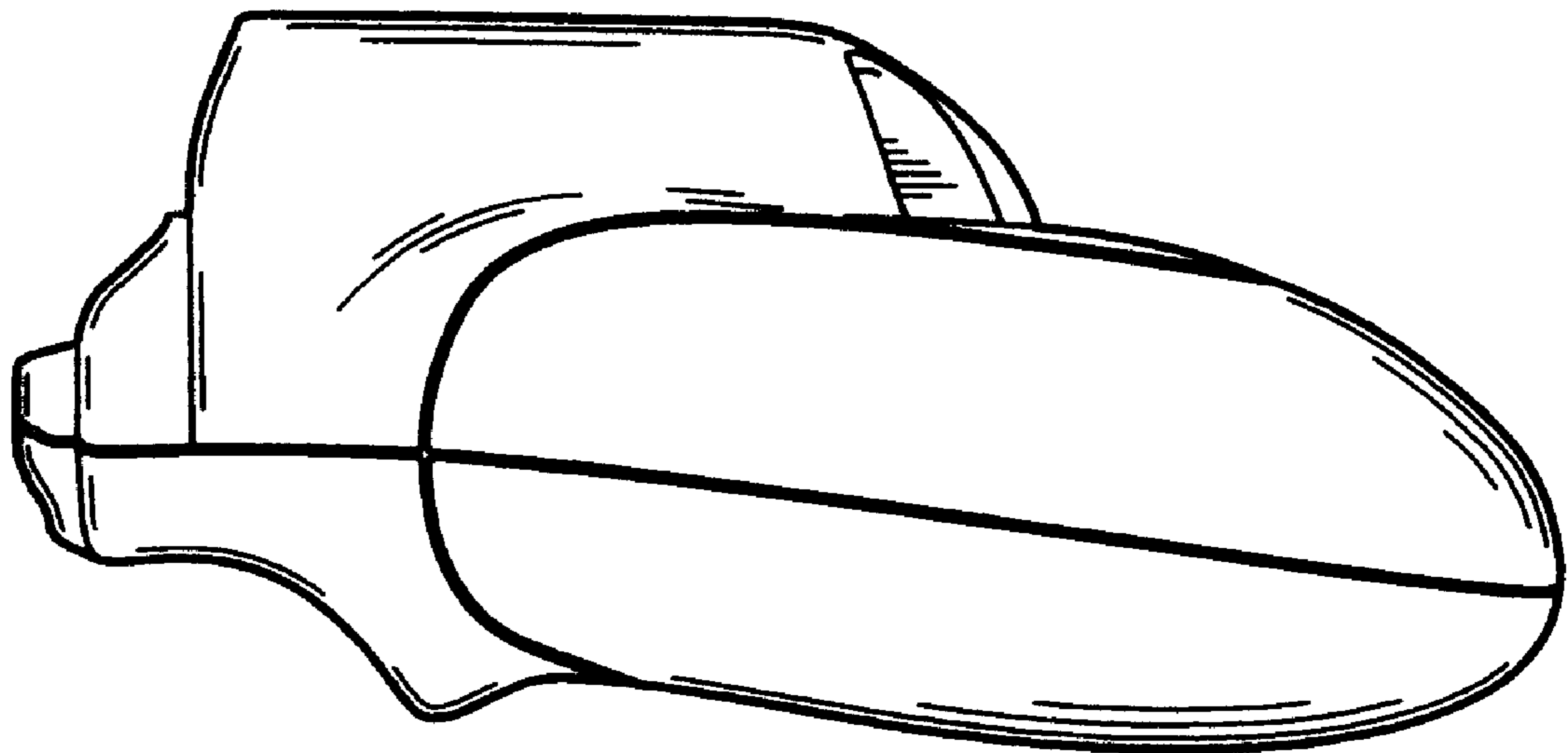


Fig. 1

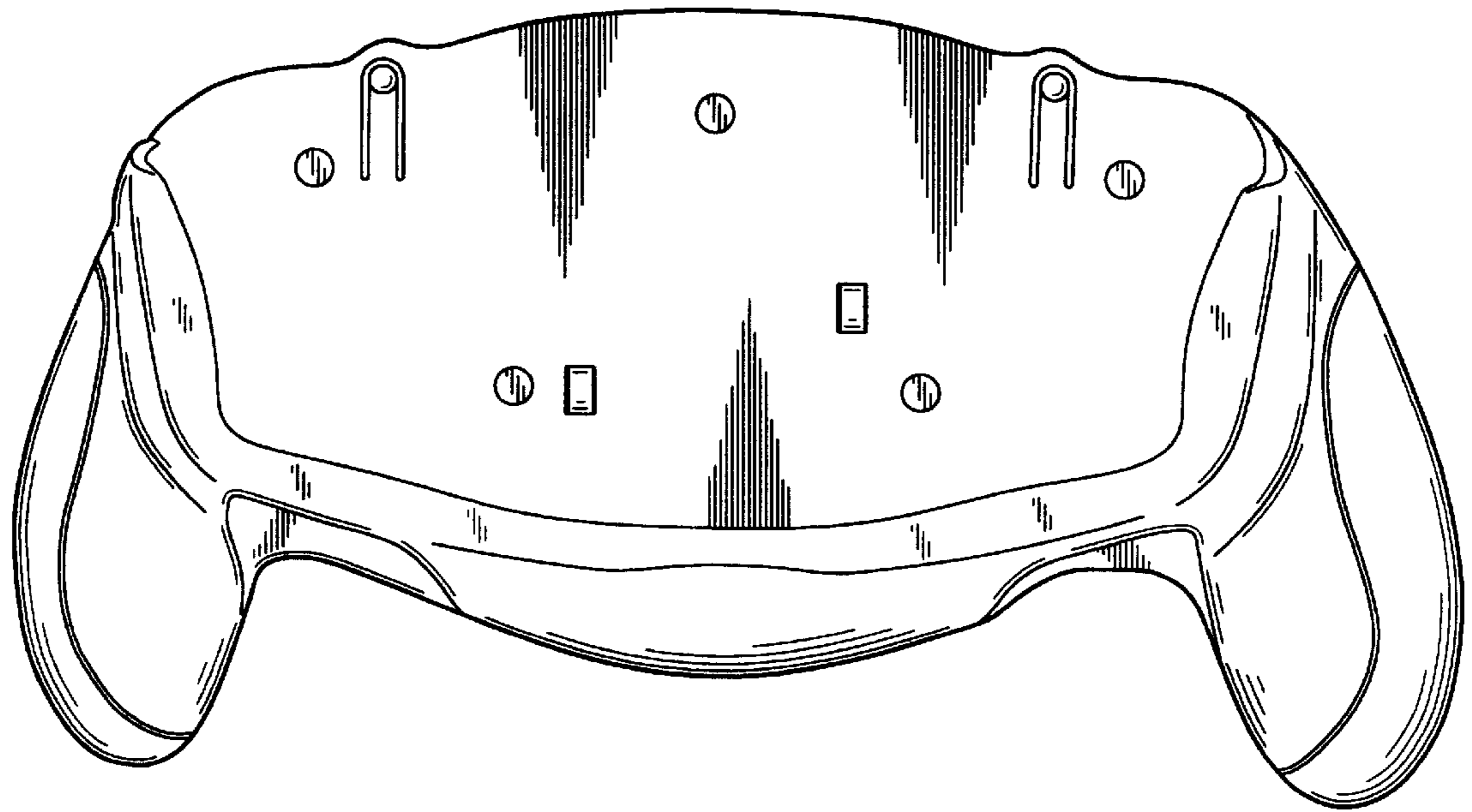


Fig. 2

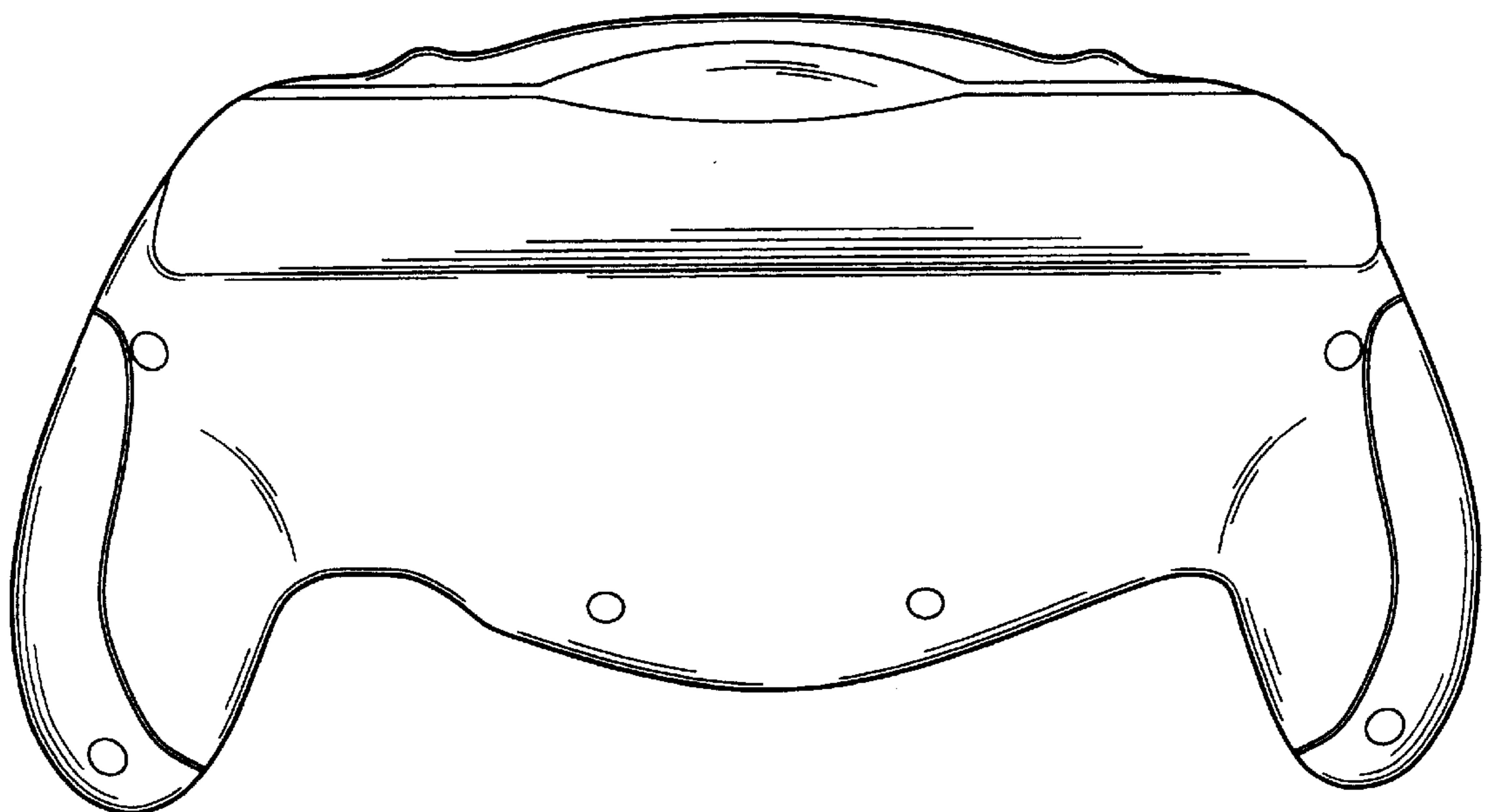


Fig. 3




Fig. 4




Fig. 5

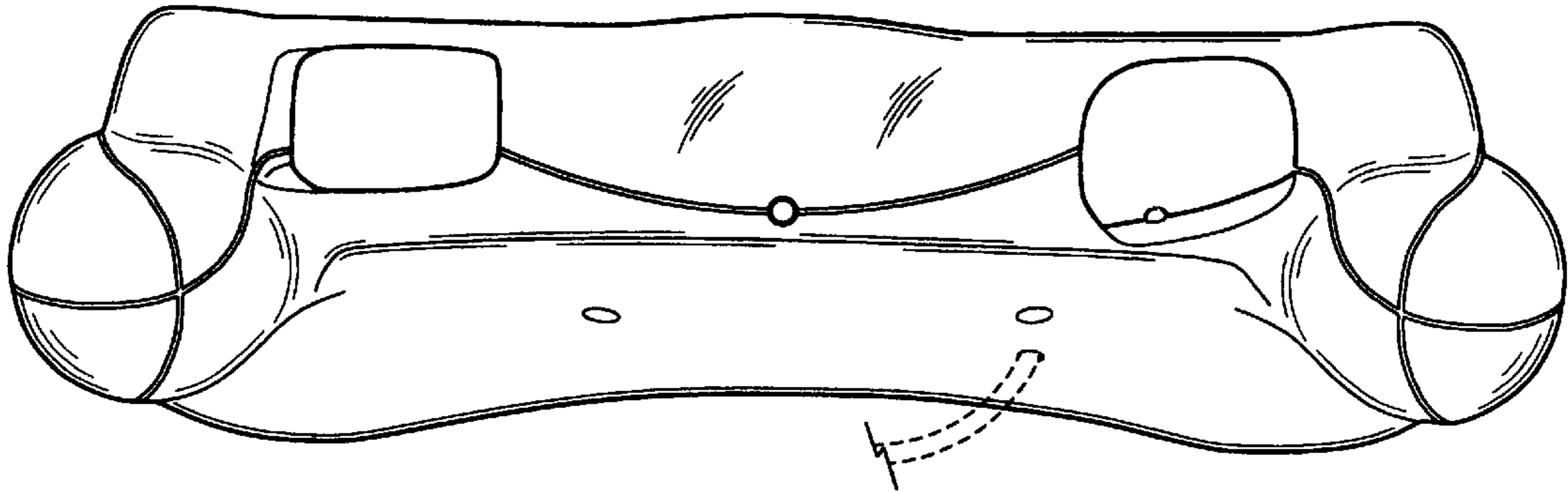


Fig. 6

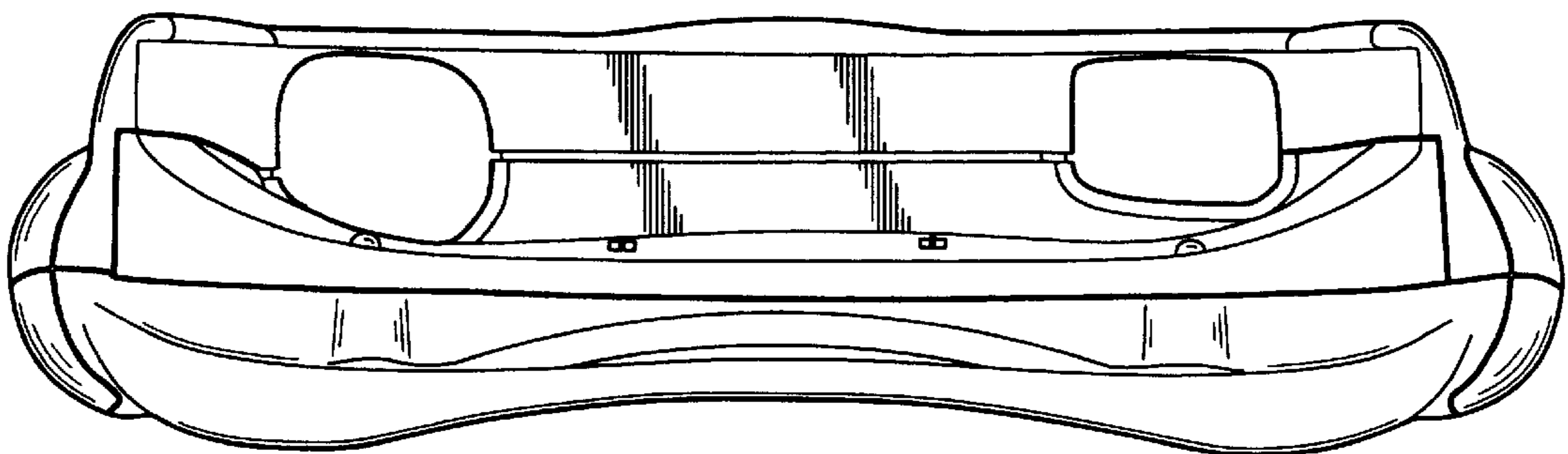


Fig. 7

