

US00D465242S

(12) **United States Design Patent**  
**Yamanouchi et al.**

(10) **Patent No.:** **US D465,242 S**

(45) **Date of Patent:** **\*\* Nov. 5, 2002**

(54) **GUIDING PLATE**

(75) Inventors: **Torahiko Yamanouchi**, Kariya (JP);  
**Hisashi Ichijo**, Kariya (JP)

(73) Assignee: **Kabushiki Kaisha Toyota Jodoshokki**,  
Kariya (JP)

(\*\*) Term: **14 Years**

(21) Appl. No.: **29/146,318**

(22) Filed: **Aug. 7, 2001**

(30) **Foreign Application Priority Data**

Feb. 7, 2001 (JP) ..... 2001-002697

(51) **LOC (7) Cl.** ..... **19-08**

(52) **U.S. Cl.** ..... **D20/11; D34/38**

(58) **Field of Search** ..... D5/7, 58; D12/605;  
D18/26; D20/10, 11, 12, 19, 99; D34/38;  
40/305, 312, 611; 428/98, 195, 542.6, 904.4

(56) **References Cited**

**U.S. PATENT DOCUMENTS**

- D19,647 S \* 2/1890 Kinsey ..... D5/7
- D54,359 S \* 1/1920 Chapman ..... D5/7
- D125,059 S \* 2/1941 Rideout ..... D12/605
- D138,763 S \* 9/1944 Burton ..... D5/7
- D138,767 S \* 9/1944 Burton ..... D5/7
- D213,660 S \* 3/1969 Hicks ..... D5/58
- D281,788 S \* 12/1985 Albert ..... D18/26
- D298,146 S \* 10/1988 Glover ..... D20/12
- 4,879,161 A \* 11/1989 Raymond et al. .... 428/195
- D340,260 S \* 10/1993 Parker et al. .... D20/19

- D375,324 S \* 11/1996 Grass ..... D20/11
- D400,594 S \* 11/1998 Morray et al. .... D20/11
- D439,344 S \* 3/2001 Hehenberger ..... D24/217

**OTHER PUBLICATIONS**

Double-Triangular Variant # 430, Hornung: Handbook of  
Designs and Devices, Apr. 1981, p. 48.\*

\* cited by examiner

*Primary Examiner*—Robert M. Spear

(74) *Attorney, Agent, or Firm*—Morgan & Finnegan, LLP

(57) **CLAIM**

The ornamental design for guiding plate, as shown and  
described.

**DESCRIPTION**

FIG. 1 is a front view of a guiding plate for guiding a forklift  
with a camera and an image processing controller;

FIG. 2 is a rear view showing the guiding plate shown in  
FIG. 1;

FIG. 3 is a top plan view showing the guiding plate shown  
in FIG. 1;

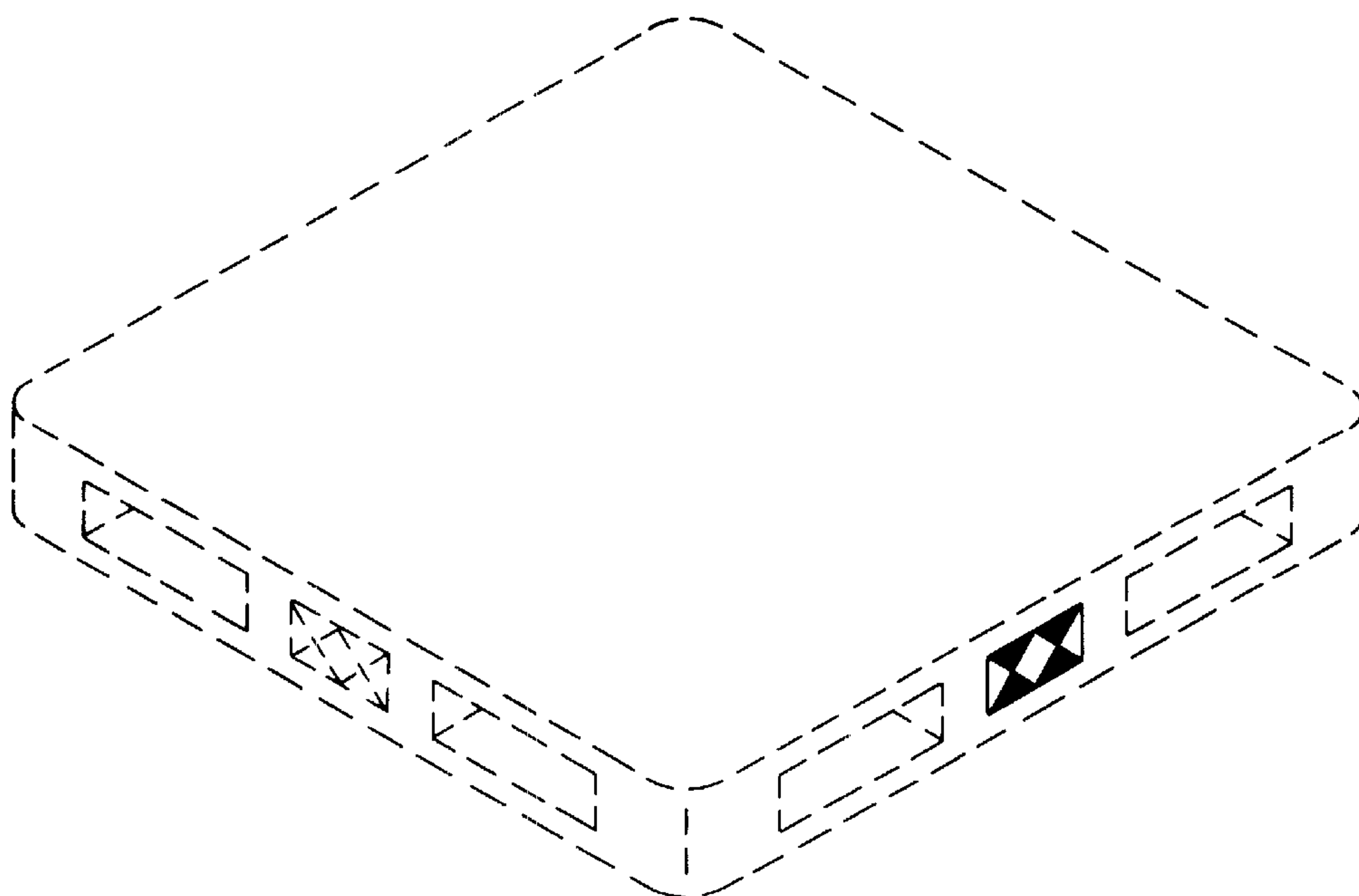
FIG. 4 is a right side view showing the guiding plate shown  
in FIG. 1;

FIG. 5 is a perspective view of the guiding plate shown  
attached to a shelf; and,


FIG. 6 is a perspective view of the guiding plate shown  
attached to a pallet.

The broken line showings of a shelf and a pallet are for  
illustrative purposes only and form no part of the claimed  
design.

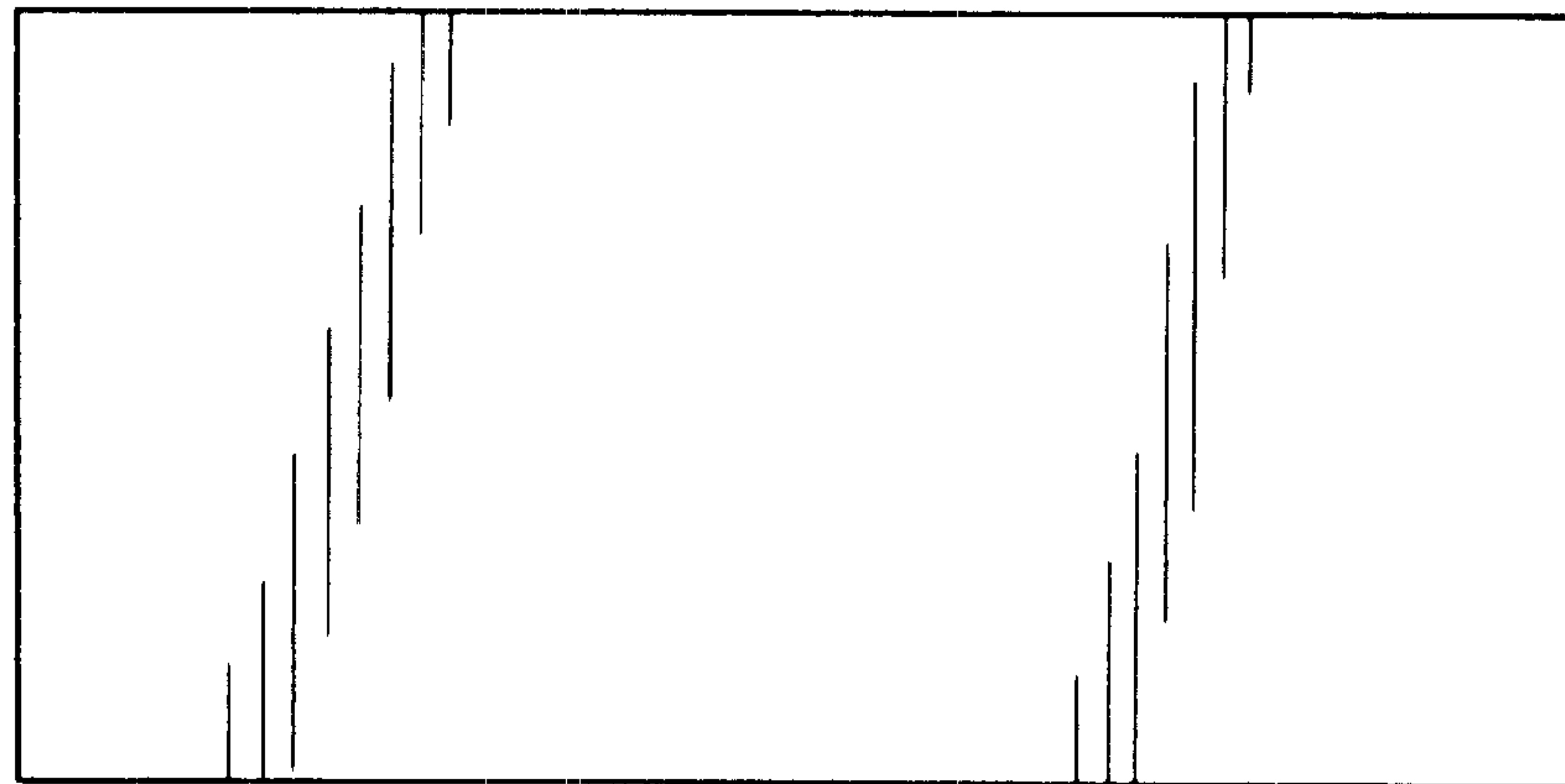
**1 Claim, 3 Drawing Sheets**



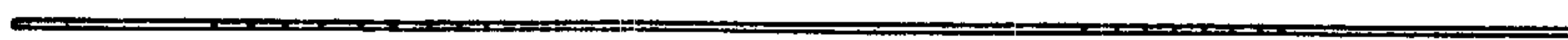
**Fig. 1**



**Fig. 2**



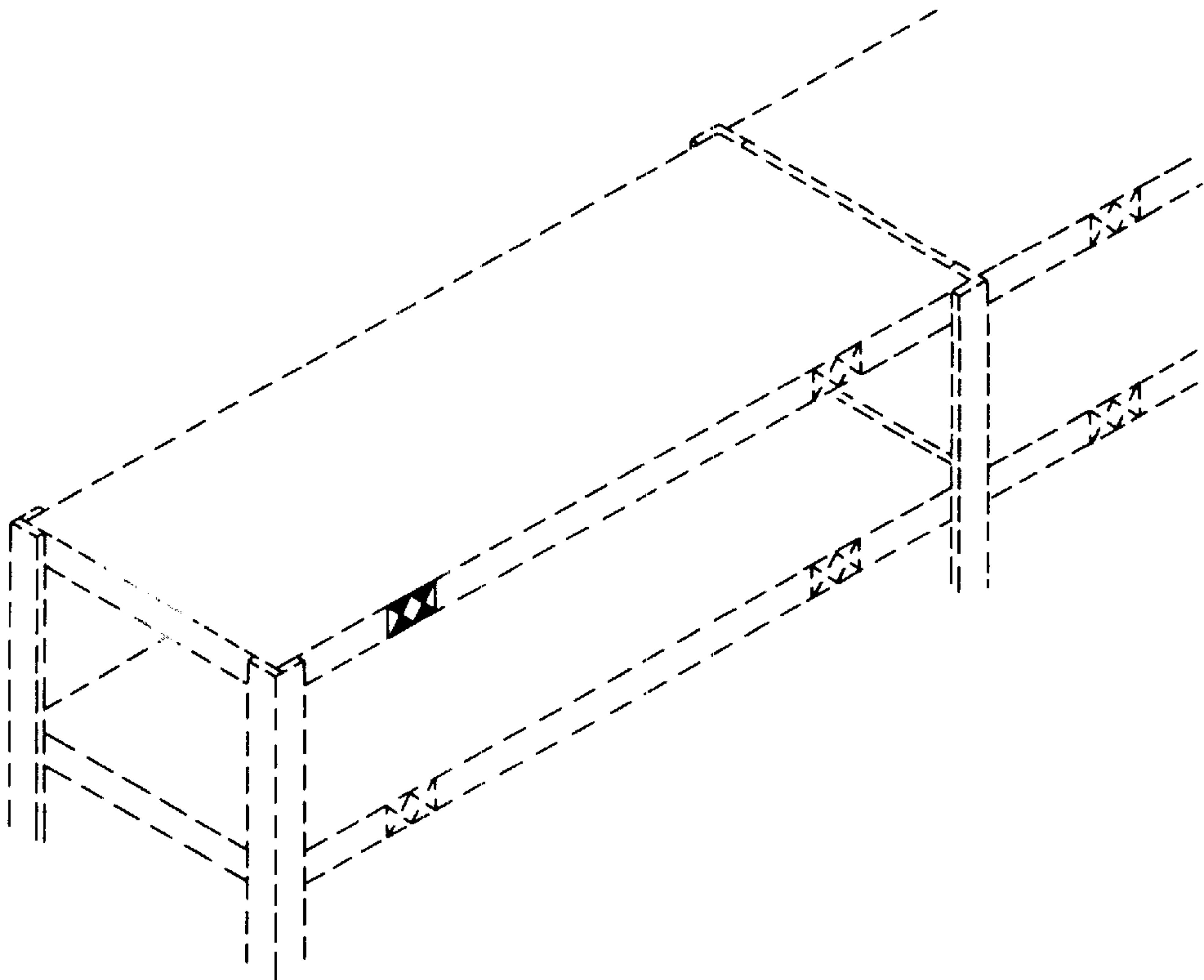
**Fig. 3**



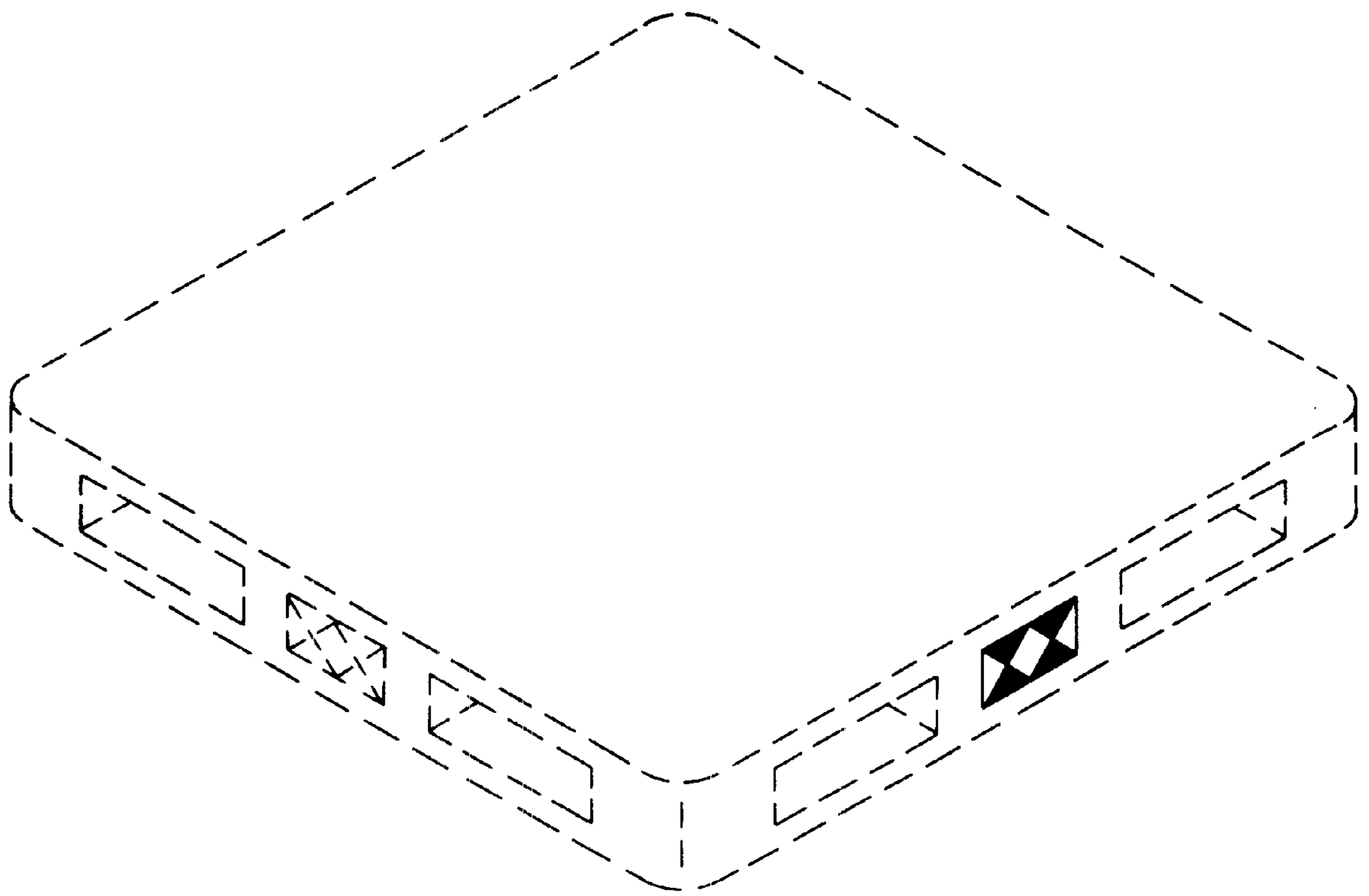
**Fig. 4**



**Fig. 5**



**Fig. 6**



UNITED STATES PATENT AND TRADEMARK OFFICE  
**CERTIFICATE OF CORRECTION**

PATENT NO. : Des. 465,242 S  
DATED : November 5, 2002  
INVENTOR(S) : Torahiko Yamanouchi and Hisashi Ichijo

Page 1 of 1

It is certified that error appears in the above-identified patent and that said Letters Patent is hereby corrected as shown below:

Title page,

Item [73], Assignee, please change “**Kabushiki Kaisha Toyota Jidoshokki**” to  
-- **Kabushiki Kaisha Toyota Jidoshokki**--.

Item [57], **CLAIM,**

Line 1, please change “guiding plate, as shown” to -- guiding plate as shown --.

**DESCRIPTION,**

Lines 9 and 10, please change “FIG. 5 is a perspective view of the  
guiding plate shown attached to a shelf; and,” to -- FIG. 5 is a perspective view  
of the guiding plate shown attached to a shelf; and --.

Signed and Sealed this

Fourth Day of March, 2003

A handwritten signature in black ink, appearing to read "James E. Rogan", written over a horizontal line.

JAMES E. ROGAN

*Director of the United States Patent and Trademark Office*