



US00D465238S

(12) **United States Design Patent**
Qiu

(10) **Patent No.:** **US D465,238 S**

(45) **Date of Patent:** **** Nov. 5, 2002**

(54) **PEN**

(75) **Inventor:** **Zhiming Qiu**, Ningbo (CN)

(73) **Assignee:** **Ningbo Beifa Group Co. Ltd.**, Ningbo (CN)

(**) **Term:** **14 Years**

(21) **Appl. No.:** **29/154,438**

(22) **Filed:** **Jan. 22, 2002**

(30) **Foreign Application Priority Data**

Aug. 16, 2001 (CN) 01 3 22192

(51) **LOC (7) Cl.** **19-06**

(52) **U.S. Cl.** **D19/50; D19/49; D19/56**

(58) **Field of Search** D19/35, 36, 41-51,
D19/53-58, 81-85; 401/99, 100, 101, 103-106,
109-113, 114-117, 209

(56) **References Cited**

U.S. PATENT DOCUMENTS

D189,735 S * 2/1961 Platt D19/49
D213,341 S * 2/1969 Fields D19/49
D258,219 S * 2/1981 Oka D19/49
D397,723 S * 9/1998 Izushima D19/49

D430,208 S * 8/2000 Veillon D19/50
D441,018 S * 4/2001 Droege D19/51
D444,498 S * 7/2001 Izushima D19/56 X

* cited by examiner

Primary Examiner—Martie K. Holtje

(74) *Attorney, Agent, or Firm*—Christensen O'Connor Johnson Kindness PLLC

(57) **CLAIM**

The ornamental design for a pen, as shown and described.

DESCRIPTION

FIG. 1 is a front right perspective view of a pen showing my new design;

FIG. 2 is a rear left perspective view thereof;

FIG. 3 is a rear right perspective view thereof with pen tip extended;

FIG. 4 is a front right perspective view thereof;

FIG. 5 is a front elevational view of the pen in FIG. 1;

FIG. 6 is a bottom plan view thereof;

FIG. 7 is a left elevational view thereof;

FIG. 8 is a rear elevational view thereof;

FIG. 9 is a top plan view thereof; and,

FIG. 10 is a right elevational view thereof.

1 Claim, 4 Drawing Sheets

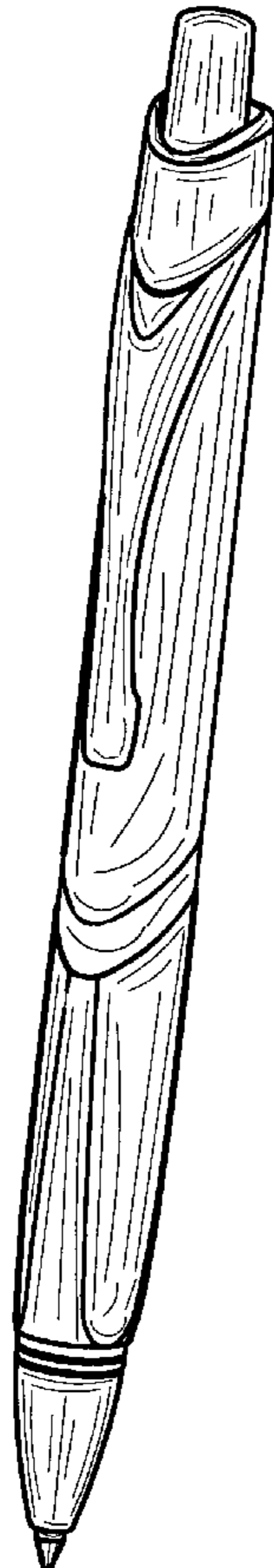


Fig. 1.





Fig. 2.






Fig. 3.

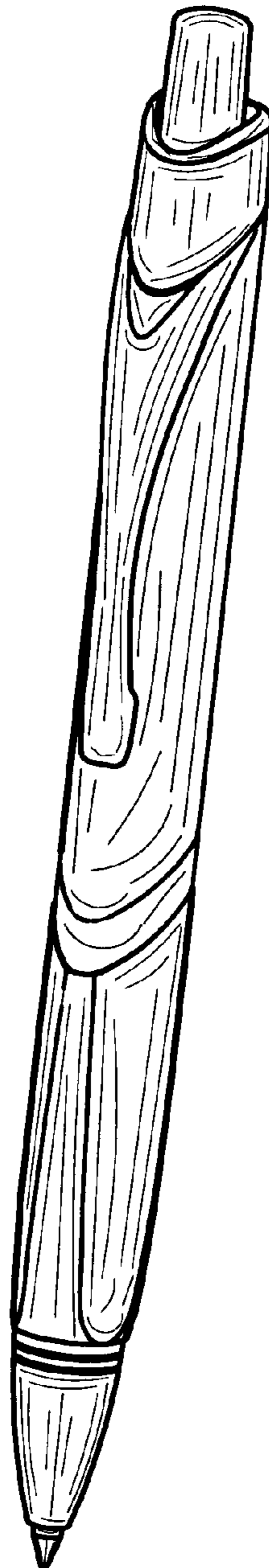


Fig. 4.

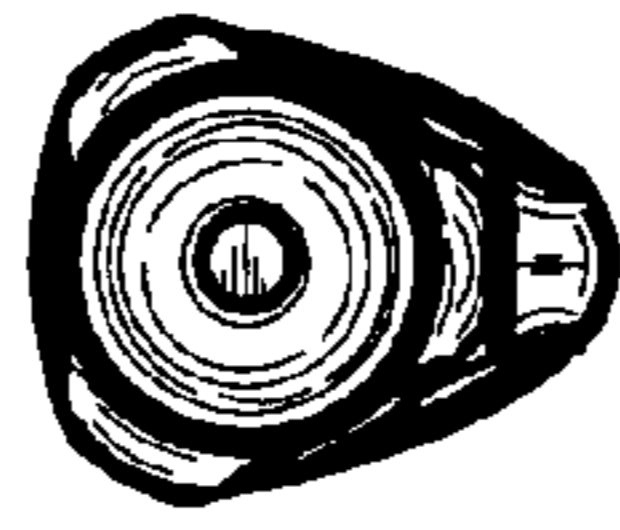


Fig. 6.

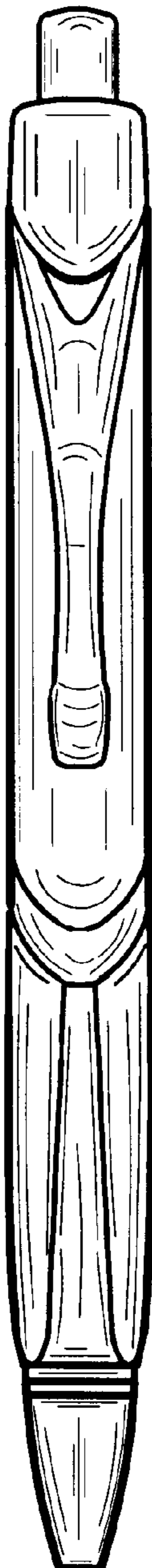


Fig. 5.




Fig. 7.



Fig. 9.

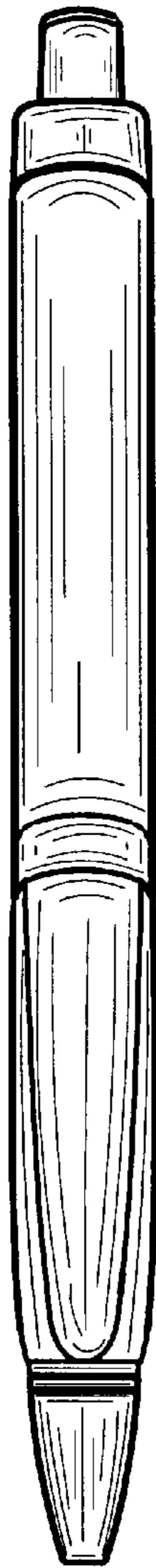


Fig. 8.



Fig. 10.