



US00D465220S

(12) **United States Design Patent** (10) **Patent No.:** **US D465,220 S**  
**Takemasa et al.** (45) **Date of Patent:** **\*\* Nov. 5, 2002**

(54) **LCD MONITOR**

(75) Inventors: **Hirofumi Takemasa**, Osaka (JP);  
**Hiroshi Yonekura**, Osaka (JP)

(73) Assignee: **Matsushita Electric Industrial Co., Ltd.**, Osaka (JP)

(\*\*) Term: **14 Years**

(21) Appl. No.: **29/150,886**

(22) Filed: **Oct. 19, 2001**

(30) **Foreign Application Priority Data**

Apr. 19, 2001 (JP) ..... 2001-011370

(51) **LOC (7) Cl.** ..... **14-02**

(52) **U.S. Cl.** ..... **D14/375**

(58) **Field of Search** ..... D14/371, 374,  
D14/375, 378, 381, 239, 125-129; 248/917-924;  
341/12; 345/104, 156, 168, 173; 348/180,  
184, 325, 739; 349/1, 2, 11, 62

(56) **References Cited**

**U.S. PATENT DOCUMENTS**

D403,309 S \* 12/1998 Takemasa et al. .... D14/374

D408,416 S \* 4/1999 Fenner et al. .... D14/239

D424,538 S \* 5/2000 Hayashi et al. .... D14/374

D436,087 S \* 1/2001 Takami et al. .... D14/126

D438,848 S \* 3/2001 Kita ..... D14/126

**OTHER PUBLICATIONS**

LCD Monitor Models LC-M104-17 and LC-M121-04, Chuomusen Co., Ltd. Catalog May 2000, vol. 4, p6.

\* cited by examiner

*Primary Examiner*—Freda Nunn

(74) *Attorney, Agent, or Firm*—Christensen O'Connor Johnson Kindness PLLC

(57) **CLAIM**

The ornamental design for a LCD monitor, as shown and described.

**DESCRIPTION**

FIG. 1 is a perspective view of the top, front and right side of a LCD monitor showing our new design;

FIG. 2 is a front view thereof;

FIG. 3 is a rear view thereof;

FIG. 4 is a left side view thereof;

FIG. 5 is a right side view thereof;



FIG. 6 is a top plan view thereof;

FIG. 7 is a bottom view thereof; and,

FIG. 8 is a perspective view of the top, rear and left side thereof with the stand in raised condition.


The trademarks, symbols and wordings shown in the photographs are not part of the claimed design.

**1 Claim, 8 Drawing Sheets**







*Fig. 1.*




*Fig. 2.*




*Fig. 3.*




*Fig. 4.*



*Fig. 5.*



*Fig. 6.*



*Fig. 7.*





*Fig. 8.*