



US00D465206S

(12) **United States Design Patent** (10) **Patent No.:** **US D465,206 S**
Hasselmann et al. (45) **Date of Patent:** **** Nov. 5, 2002**

(54) **HAND-HELD RADIO TRANSMITTER**

D372,480 S * 8/1996 Bungardt D14/218
D384,039 S * 9/1997 Szyszko et al. D13/164
5,745,068 A * 4/1998 Takahashi et al. 340/825.69
D422,268 S * 4/2000 Tsui D13/168
D440,899 S * 4/2001 Heath D10/104

(75) Inventors: **Heinz Hasselmann**, Hagen (DE);
Anton Münzebrock, Dortmund (DE);
Peter Stehr, Hagen (DE); **Walter Voll**,
Hassfurt (DE)

* cited by examiner

(73) Assignee: **Mannesmann VDO AG**, Düsseldorf
(DE)

Primary Examiner—Adir Aronovich

(**) Term: **14 Years**

(74) *Attorney, Agent, or Firm*—Cohen, Pontani, Lieberman
& Pavane

(21) Appl. No.: **29/135,651**

(57) **CLAIM**

(22) Filed: **Jan. 16, 2001**

The ornamental design for a hand-held radio transmitter, as
shown and described.

Related U.S. Application Data

DESCRIPTION

(63) Continuation-in-part of application No. 29/087,110, filed on
Apr. 27, 1998.

FIG. 1 is a perspective view of a first embodiment of a
hand-held radio transmitter of the present invention in which
the left and right sides are mirror images;

(30) **Foreign Application Priority Data**

FIG. 2 is a perspective view of a second embodiment
thereof;

Oct. 27, 1997 (DE) M 97 09 903

FIG. 3 is a perspective view of a third embodiment thereof;

(51) **LOC (7) Cl.** **14-03**

FIG. 4 is a perspective view of a fourth embodiment thereof;

(52) **U.S. Cl.** **D13/168**

FIG. 5 is a perspective view of a fifth embodiment thereof;

(58) **Field of Search** D10/104, 106;
D13/164, 168; D14/218; 340/825.31, 825.69,
825.72

FIG. 6 is a perspective view of a sixth embodiment thereof;

FIG. 7 is a perspective view of a seventh embodiment
thereof; and,

FIG. 8 is a perspective view of an eighth embodiment
thereof.

(56) **References Cited**

U.S. PATENT DOCUMENTS

4,825,200 A * 4/1989 Evans et al. 340/825.72

1 Claim, 8 Drawing Sheets

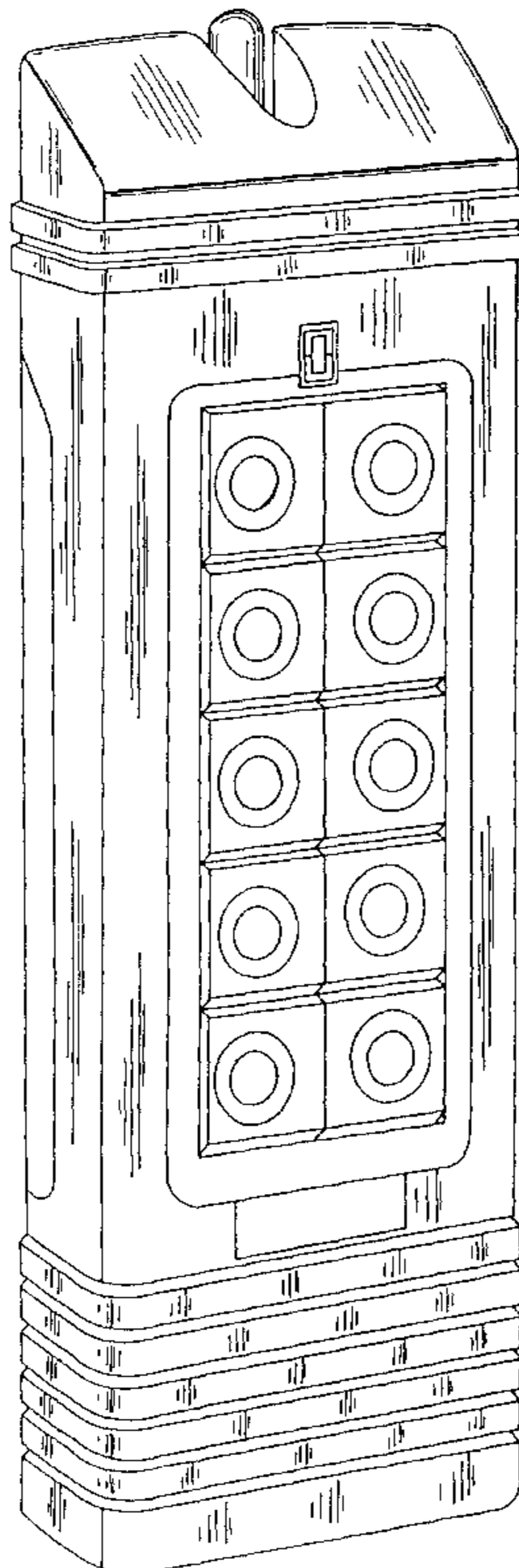


Fig.1

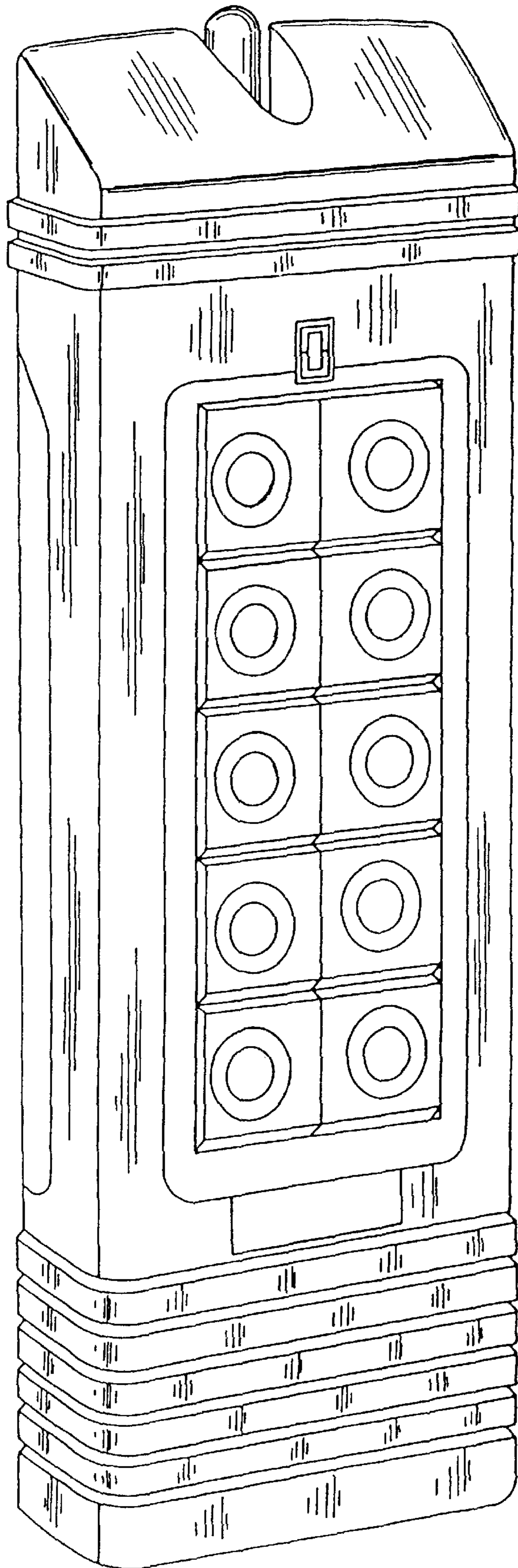


Fig.2

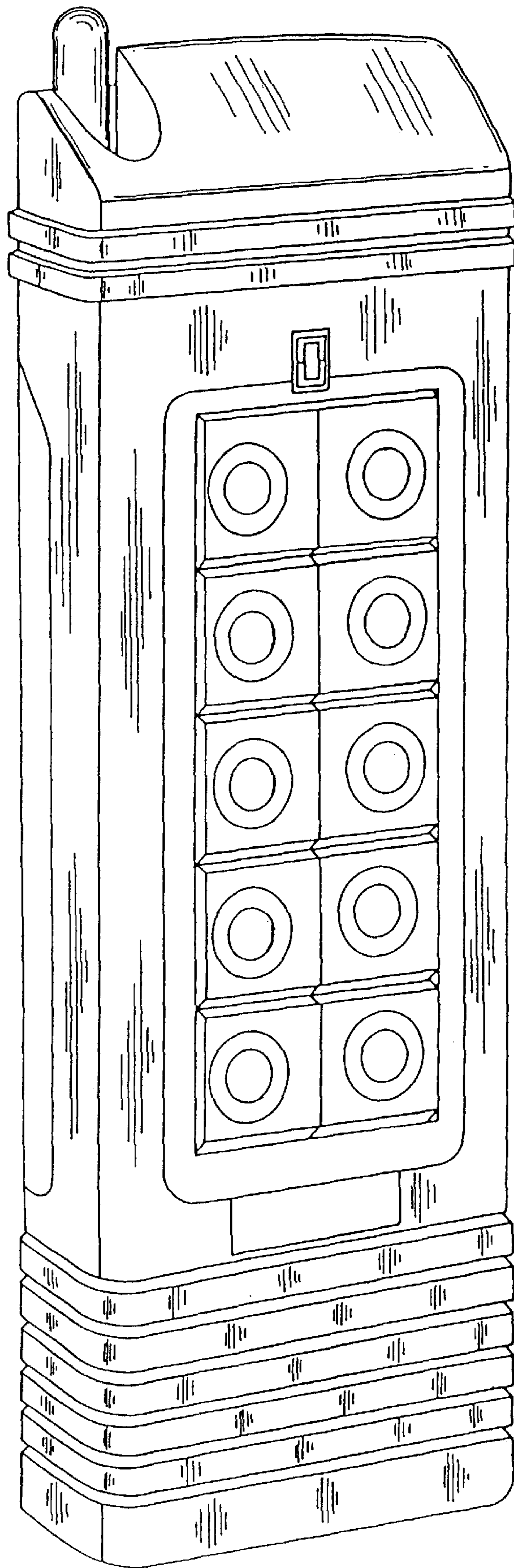


Fig.3

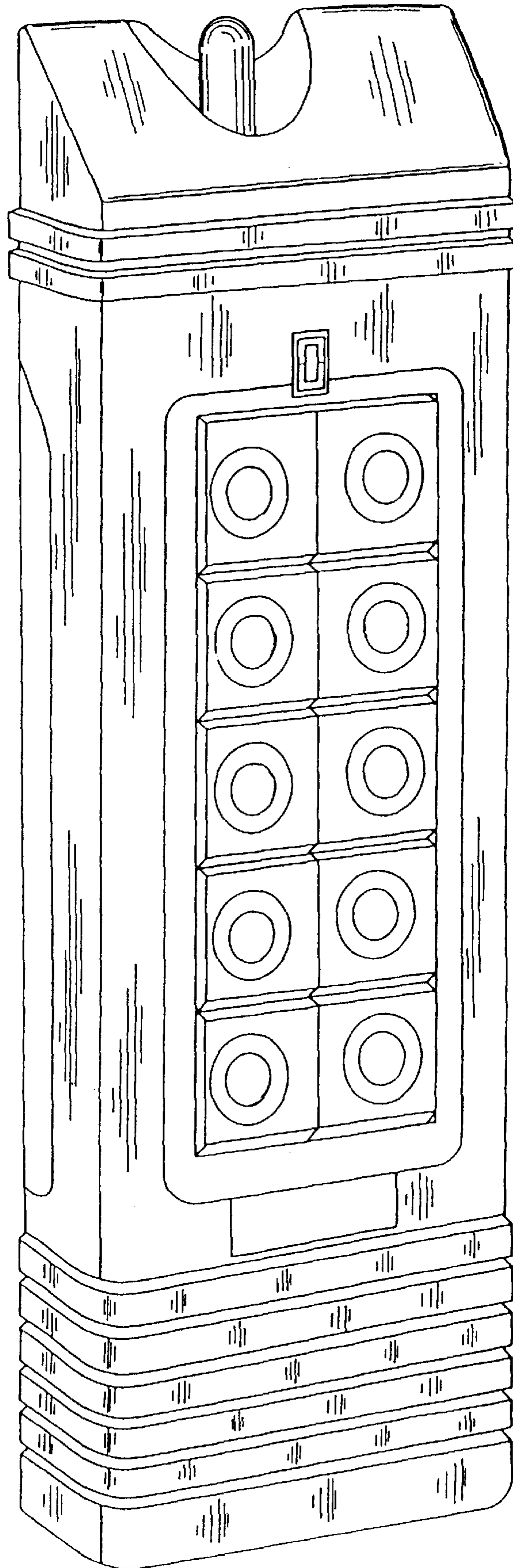


Fig. 4

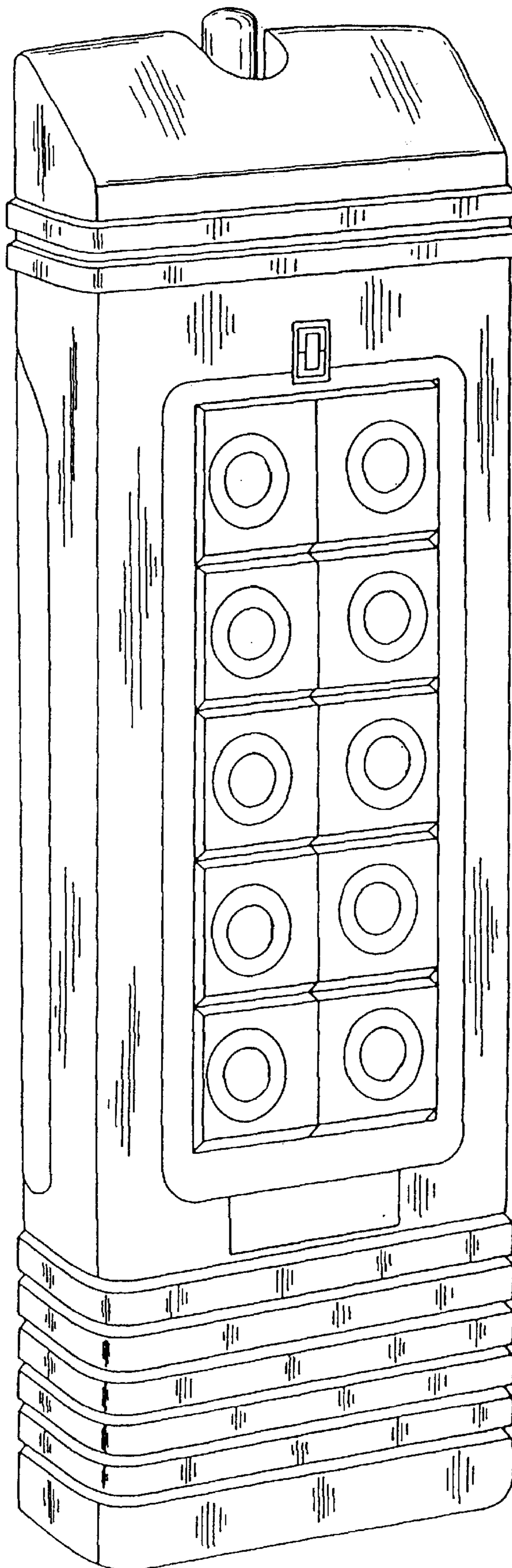


Fig.5

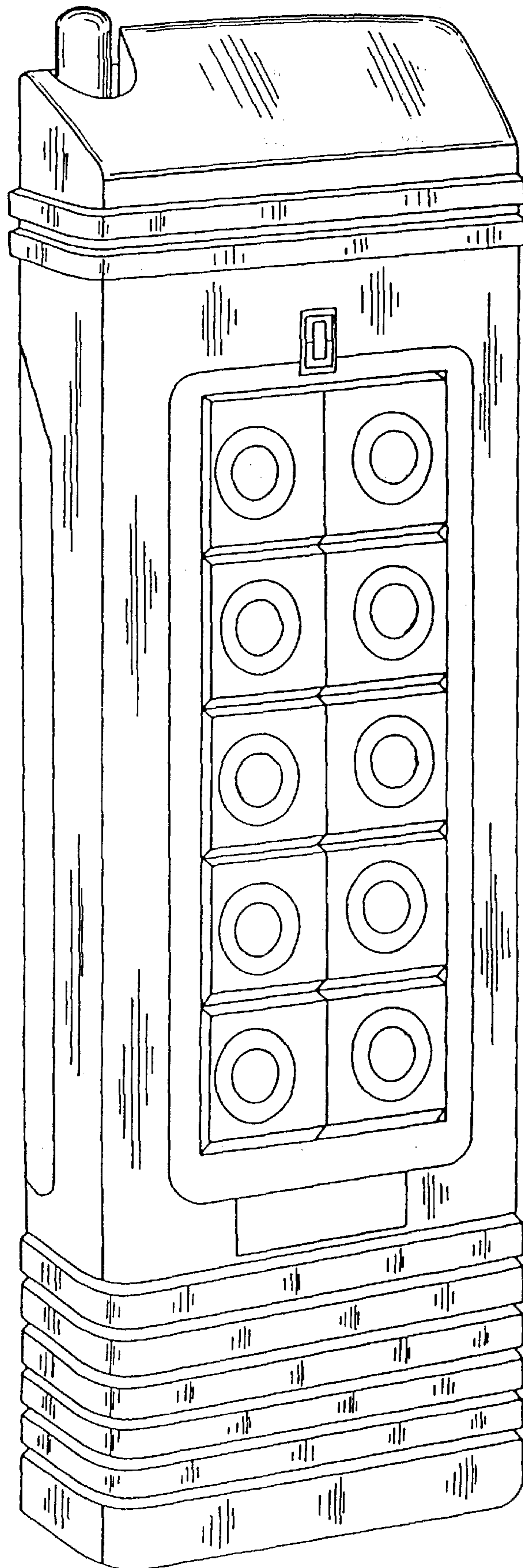


Fig. 6




Fig. 7

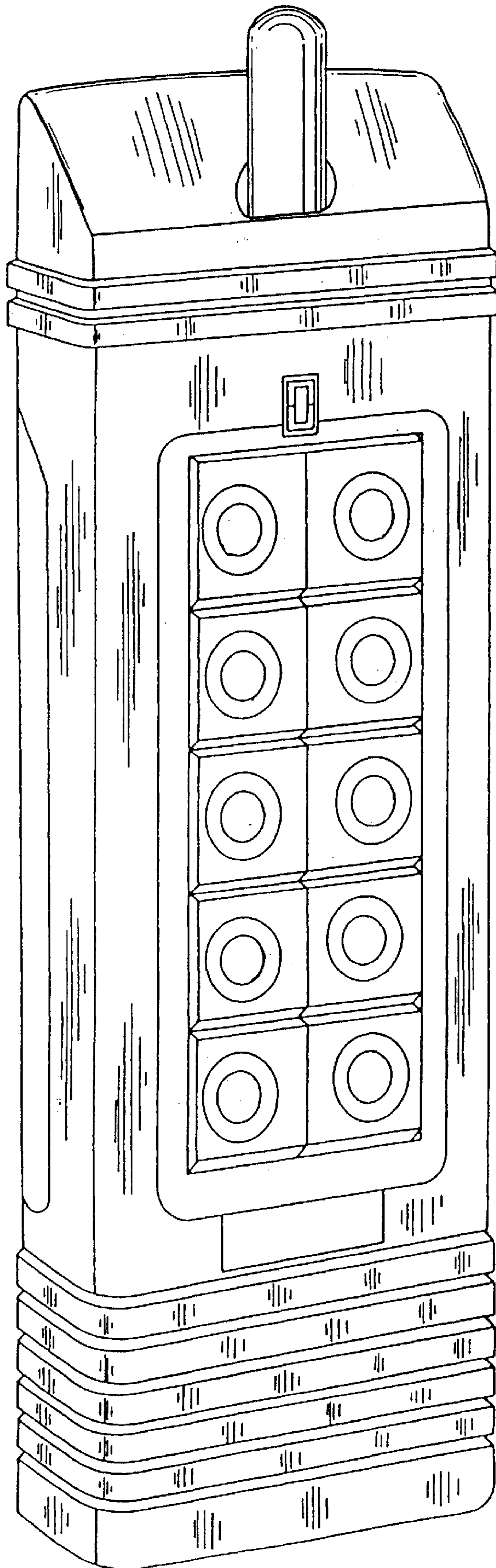
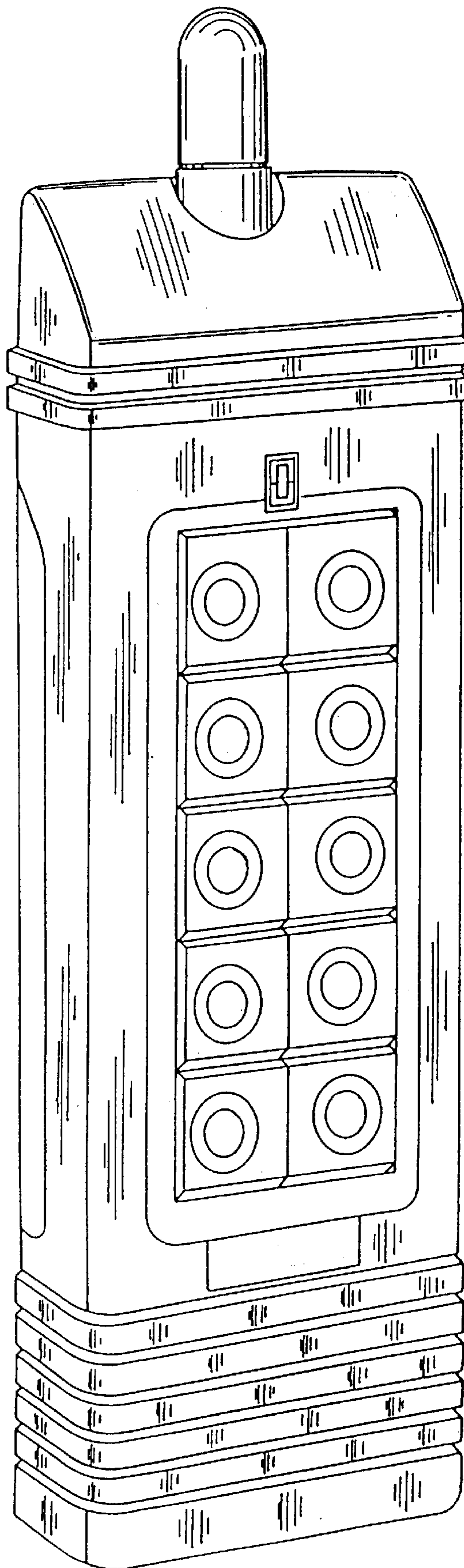


Fig. 8



UNITED STATES PATENT AND TRADEMARK OFFICE
CERTIFICATE OF CORRECTION

PATENT NO. : Des. 465,206 S
DATED : November 5, 2002
INVENTOR(S) : Heinz Hasselmann et al.

Page 1 of 1

It is certified that error appears in the above-identified patent and that said Letters Patent is hereby corrected as shown below:

Title page,
Item [73], Assignee, should read as follows:

-- [73] Assignee: **Mannesmann AG**, Düsseldorf (DE) --.

Signed and Sealed this

Twentieth Day of May, 2003

A handwritten signature in black ink, appearing to read "James E. Rogan", with a thick horizontal line drawn underneath it.

JAMES E. ROGAN
Director of the United States Patent and Trademark Office