



US00D465193S

(12) **United States Design Patent** (10) **Patent No.:** **US D465,193 S**
Aselton et al. (45) **Date of Patent:** **** Nov. 5, 2002**

(54) **COMBINED SEAT AND SUN DECK UNIT FOR A PERSONAL WATERCRAFT**

(75) Inventors: **Ron Aselton**, Sterling Heights, MI (US); **Shannon Cassell**, Palm Bay, FL (US); **Greg Martin**, Melbourne Beach, FL (US); **David Kalhok**, Marion, IL (US)

(73) Assignee: **Bombardier Inc.**, Valcourt (CA)

(**) Term: **14 Years**

(21) Appl. No.: **29/154,959**

(22) Filed: **Jan. 23, 2002**

Related U.S. Application Data

(62) Division of application No. 29/123,862, filed on May 26, 2000, now Pat. No. Des. 453,955.

(51) **LOC (7) Cl.** **12-06**

(52) **U.S. Cl.** **D12/307; D12/318**

(58) **Field of Search** **D12/300-318; 417/55.54, 55.5, 55.7**

(56) **References Cited**

U.S. PATENT DOCUMENTS

D325,556	S	*	4/1992	LaPointe	D12/307
D340,221	S	*	10/1993	Krieger et al.	D12/307
5,320,059	A		6/1994	Ikeda		
5,572,943	A		11/1996	Kobayashi et al.		
5,676,086	A		10/1997	Watkins		
D399,182	S	*	10/1998	LaPointe et al.	D12/307
D444,761	S	*	7/2001	Momoi et al.	D12/307

OTHER PUBLICATIONS

Bombardier Sea-Doo 1999 Product Brochure, Everybody's doin' it., Copyright 1998.

Yamaha 2000, WaveRunner Watercraft Brochure, Copyright 1999.

Bombardier Sea-Doo 5640 GTX 1996 Model Parts Catalogue, pp. A2, C11.

Sea-Doo, Parts Catalog 2000, LRV 5688-05/1999-219 300 910.

* cited by examiner

Primary Examiner—Lisa Lichtenstein

(74) *Attorney, Agent, or Firm*—Pillsbury Winthrop LLP

(57) **CLAIM**

The ornamental design for a combined seat and sun deck unit for a personal watercraft, as shown and described.

DESCRIPTION

FIG. 1 is a perspective illustration, from the front and right side, of a combined seat and sun deck unit for a personal watercraft of our design;

FIG. 2 is a right side view thereof;

FIG. 3 is a left side view thereof;

FIG. 4 is a front view thereof;

FIG. 5 is a rear view thereof;

FIG. 6 is a top view thereof; and,

FIG. 7 is a bottom view thereof.

The broken line showing of environmental structure in FIGS. 1-7 is for illustrative purposes only and forms no part of the claimed design.

1 Claim, 6 Drawing Sheets






FIG. 1

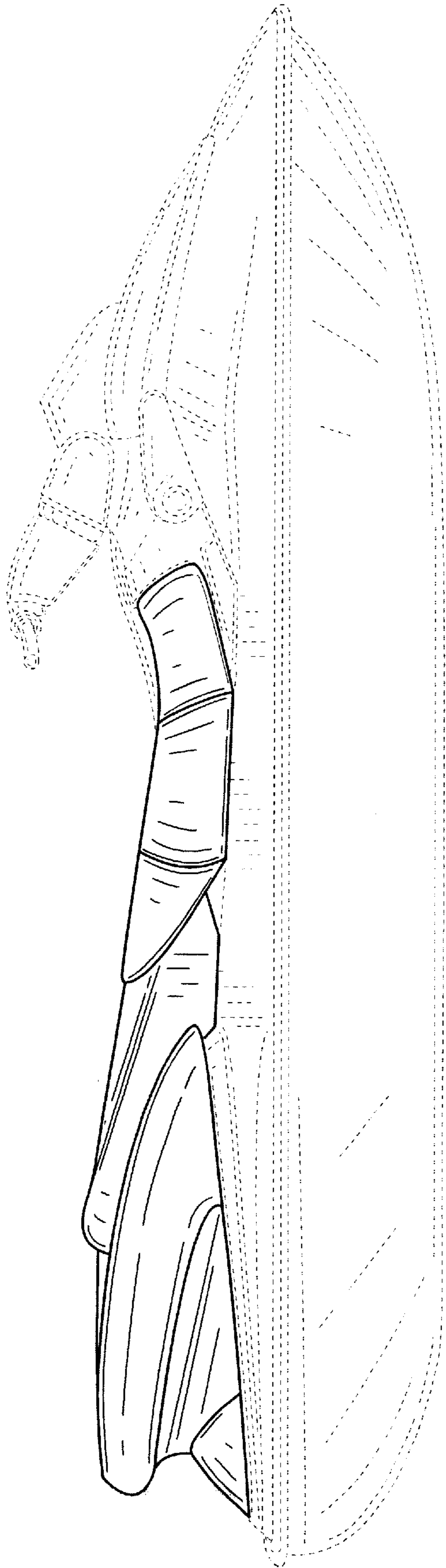


FIG. 2

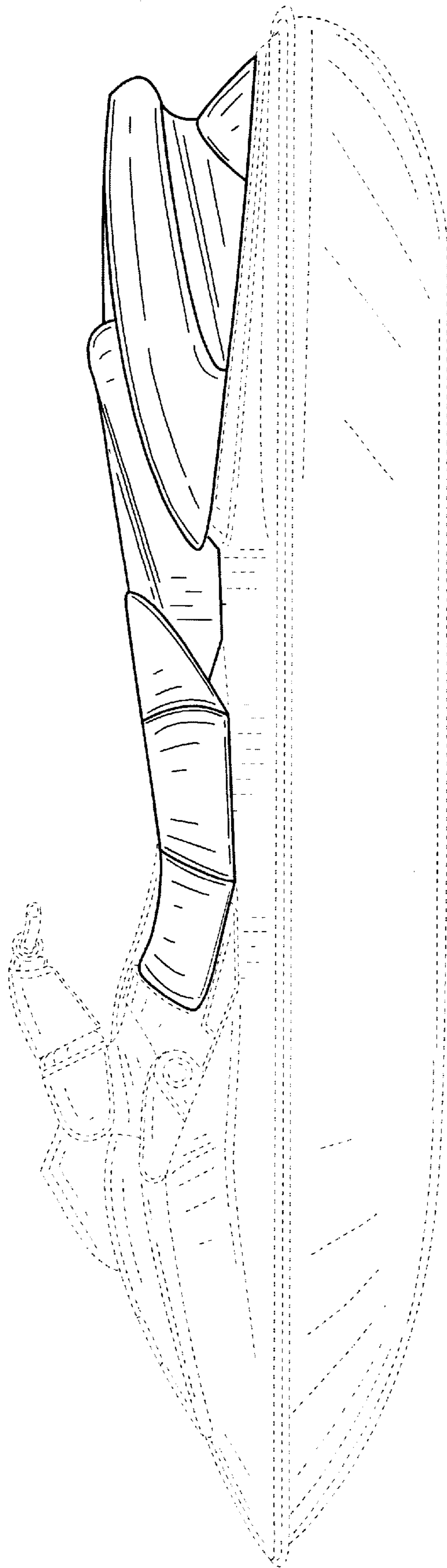


FIG. 3

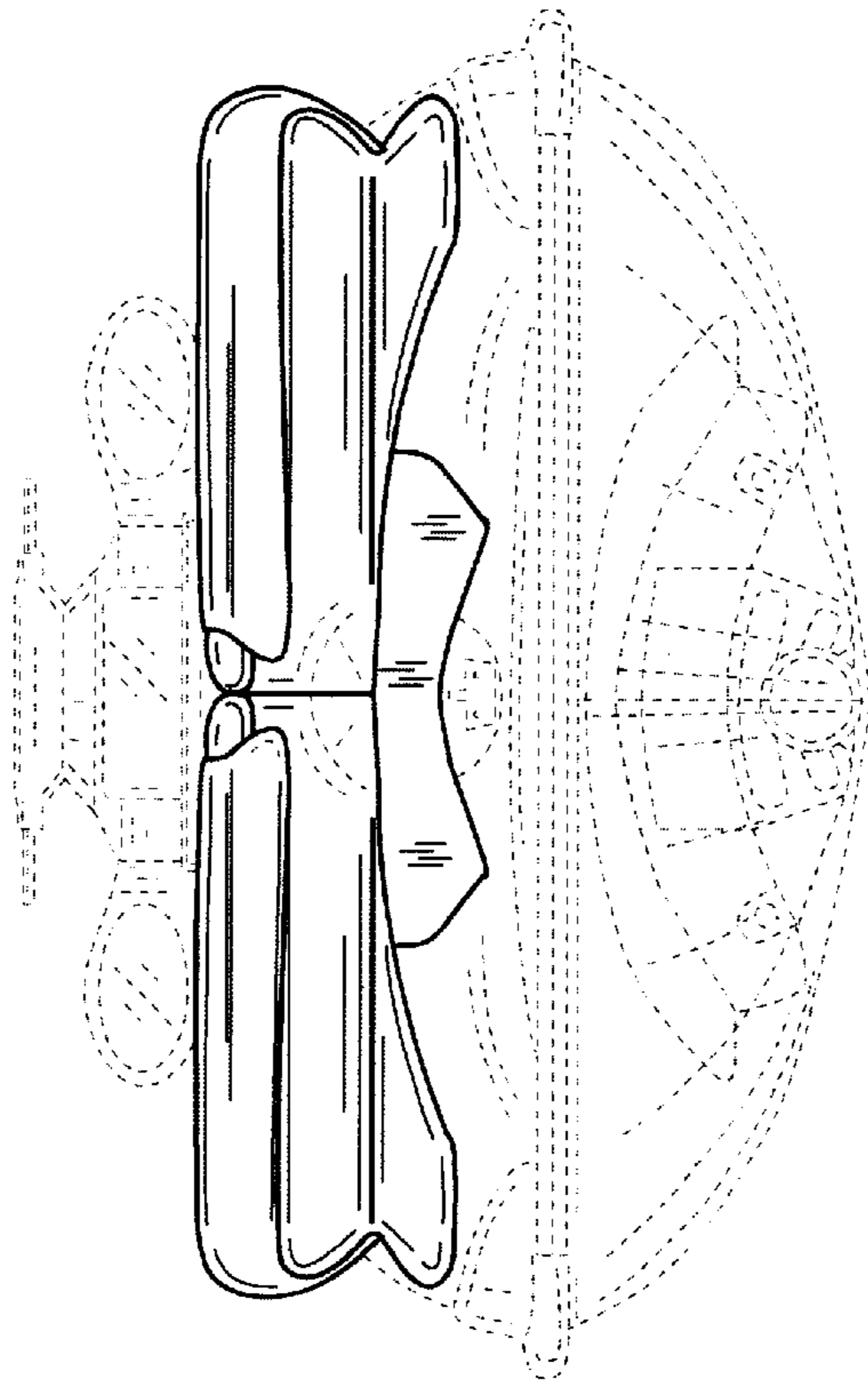


FIG. 5

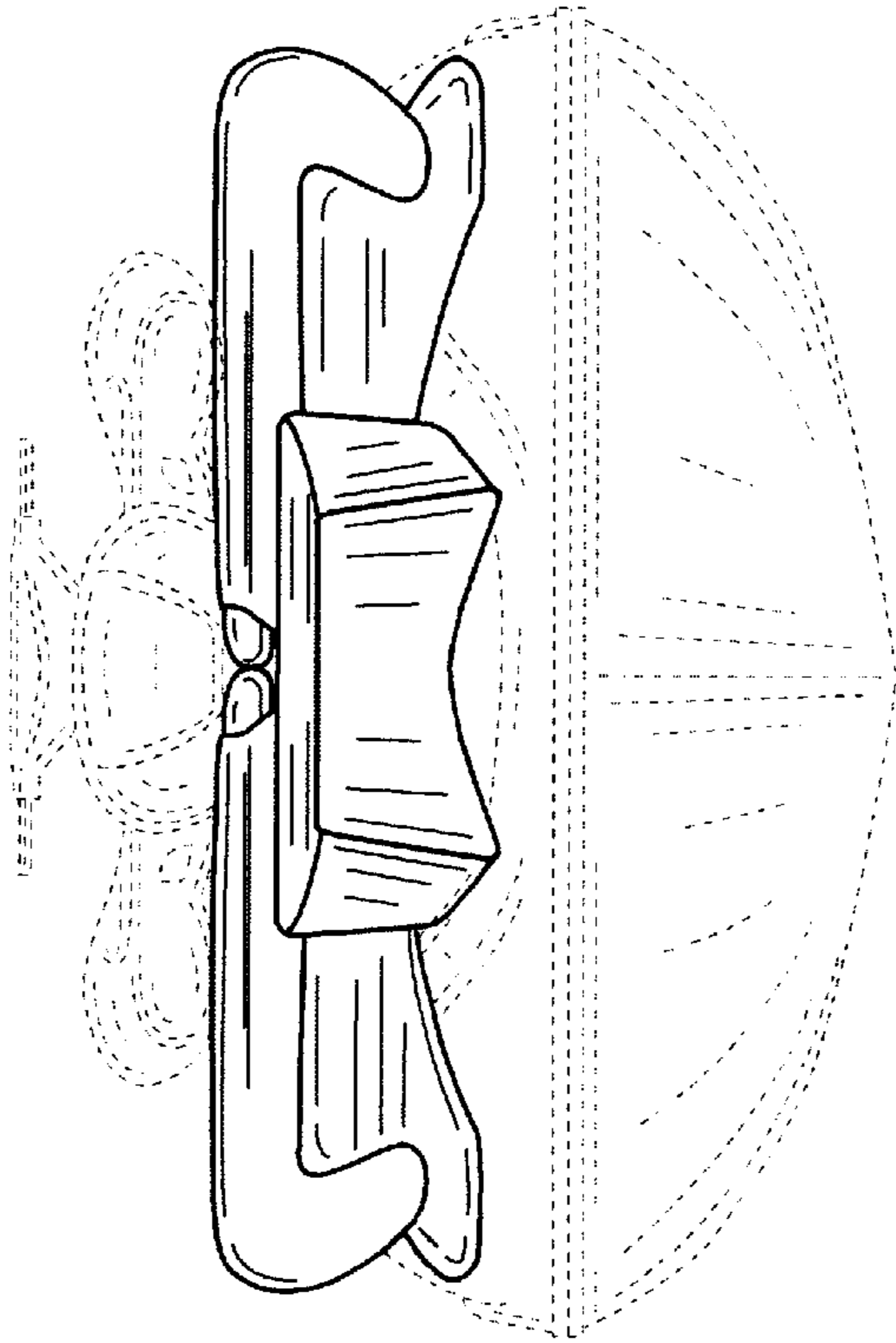


FIG. 4

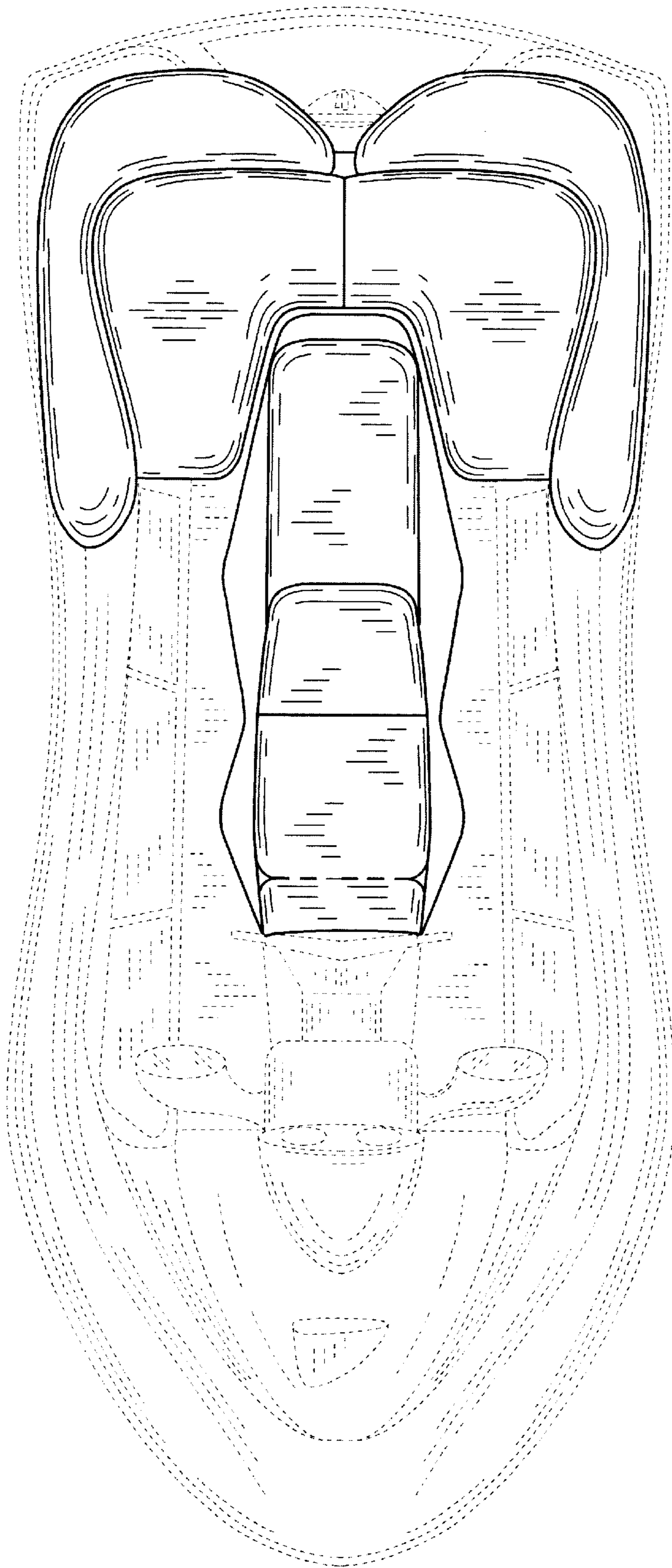


FIG. 6

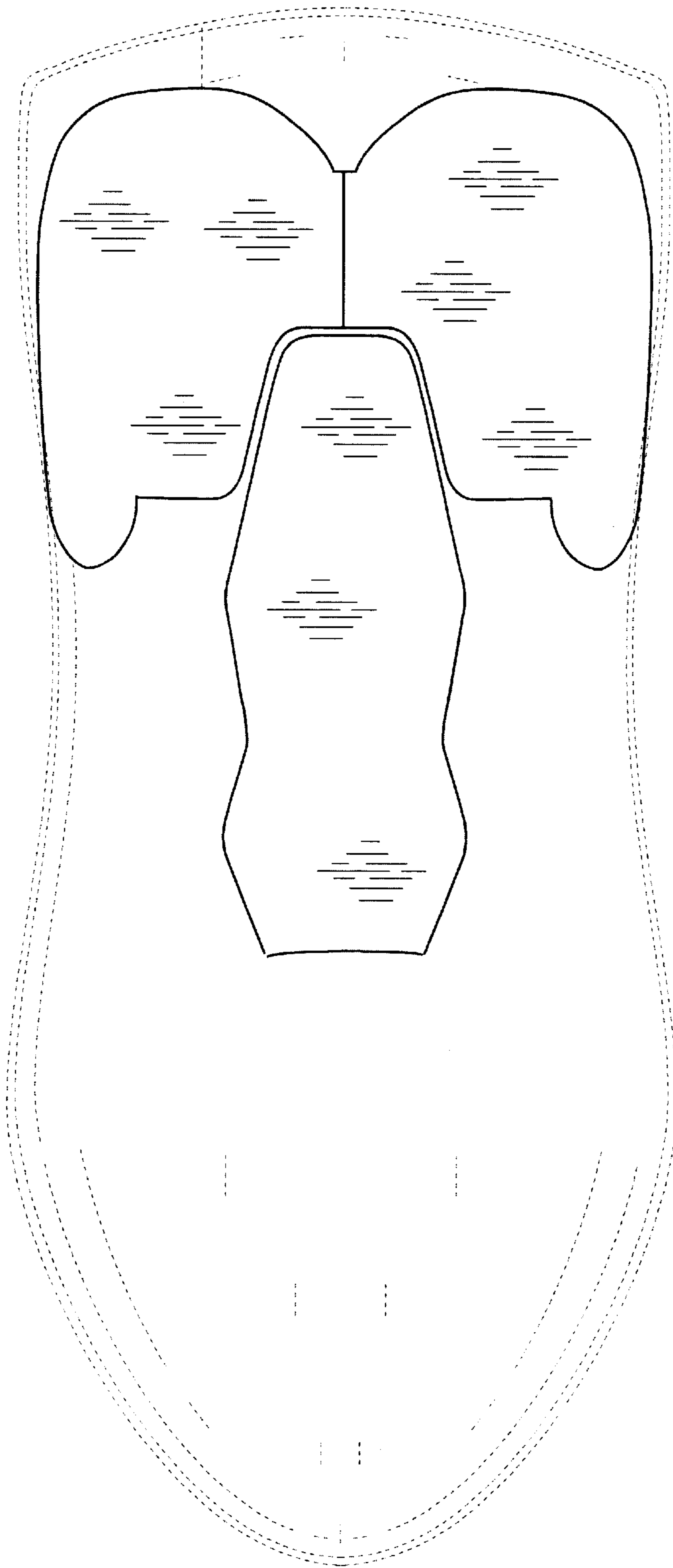


FIG. 7