



US00D465182S

(12) **United States Design Patent**
Murkett

(10) **Patent No.:** **US D465,182 S**

(45) **Date of Patent:** **** Nov. 5, 2002**

(54) **SURFACE CONFIGURATION OF A FRONT END OF A VEHICLE**

Primary Examiner—Melody N. Brown
(74) *Attorney, Agent, or Firm*—Crowell & Moring LLP

(75) **Inventor:** **Stephen Murkett**, Gerlingen (DE)

(57) **CLAIM**

(73) **Assignee:** **Dr. Ing. h.c.F. Porsche Aktiengesellschaft**, Stuttgart (DE)

The ornamental design for a surface configuration of a front end of a vehicle, as shown and described.

(**) **Term:** **14 Years**

DESCRIPTION

(21) **Appl. No.:** **29/151,815**

This application is related to the following co-pending applications, of the inventor, filed on even date herewith:

(22) **Filed:** **Dec. 12, 2001**

Application Ser. No. 29/151,801, entitled "Surface Configuration of a Vehicle and Toy";

(30) **Foreign Application Priority Data**

Jun. 12, 2001 (DE) 4 01 05 162
Jun. 12, 2001 (DE) 4 01 05 161

Application Ser. No. 29/151,819, entitled "Surface Configuration of a Front Bumper for a Vehicle";

(51) **LOC (7) Cl.** **12-16**

Application Ser. No. 29/151,807, entitled "Surface Configuration of a Front Bumper for a Vehicle"; and

(52) **U.S. Cl.** **D12/196; D12/169**

Application Ser. No. 29/151,824, entitled "Surface Configuration of a Front End of a Vehicle".

(58) **Field of Search** D12/196, 169,
D12/90-92; 296/180.1, 180.2; 293/113,
115, 117, 120

FIG. 1 is a front view of a surface configuration of a front end of a vehicle according to my novel design; and,

(56) **References Cited**

FIG. 2 is a perspective view of the surface configuration of a front end of a vehicle according to my novel design.

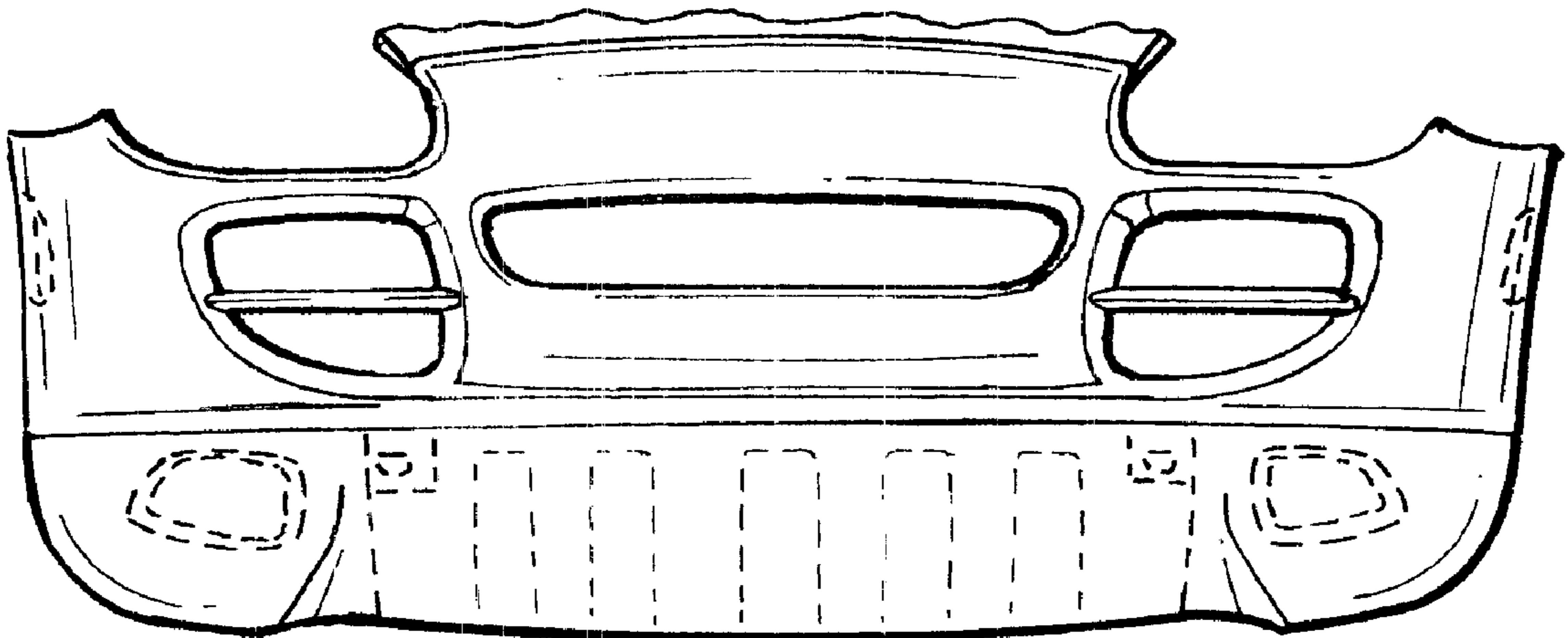
U.S. PATENT DOCUMENTS

D437,812 S * 2/2001 Lai D12/169
D447,725 S * 9/2001 Hatter D12/169

The broken lines included in the drawings depict environment and are not part of the claimed design.

* cited by examiner

1 Claim, 1 Drawing Sheet



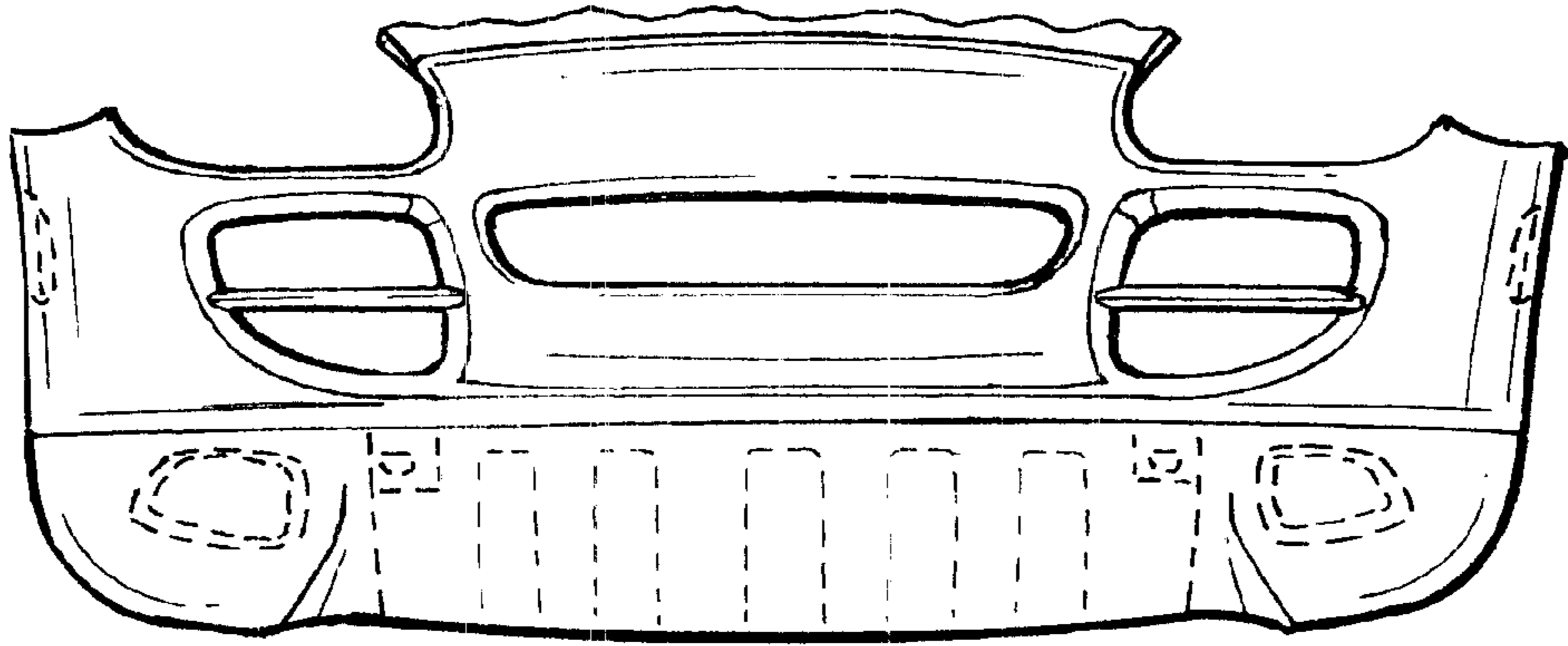


FIG. 1

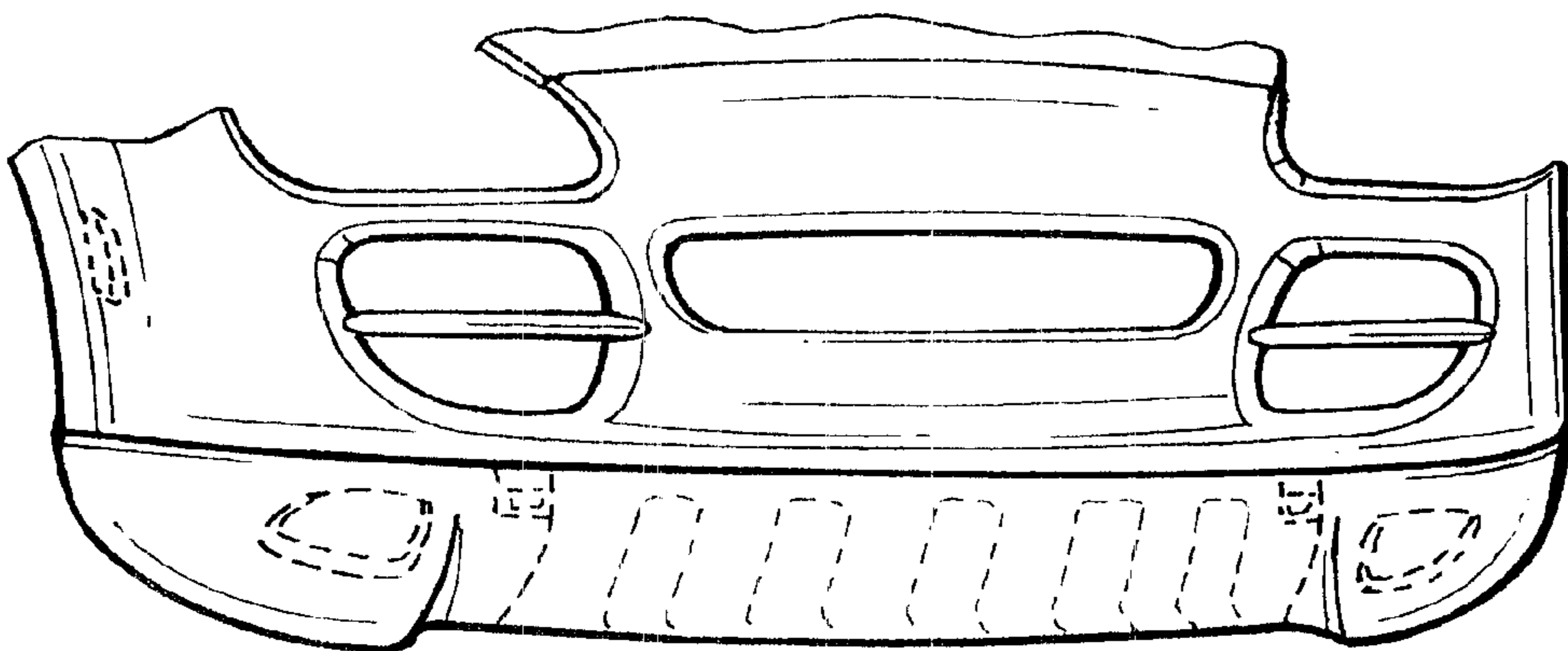


FIG. 2