



US00D465174S

(12) **United States Design Patent**
Ursprung

(10) **Patent No.:** **US D465,174 S**

(45) **Date of Patent:** **** Nov. 5, 2002**

(54) **NOVELTY GOLF FLAG POLE**

D432,015 S * 10/2000 Holiday D9/518

(76) Inventor: **Adam Ursprung**, 712 Meeting St.,
Franklin, TN (US) 37064

* cited by examiner

(**) Term: **14 Years**

Primary Examiner—Doris V. Coles

Assistant Examiner—Elizabeth A. Albert

(74) *Attorney, Agent, or Firm*—Dilworth & Barrese, LLP

(21) Appl. No.: **29/143,508**

(57) **CLAIM**

(22) Filed: **Jun. 15, 2001**

The ornamental design for a novelty golf flag pole, as shown and described.

(51) **LOC (7) Cl.** **11-05**

(52) **U.S. Cl.** **D11/165**

(58) **Field of Search** D9/502, 516, 549,
D9/563, 569, 570, 518, 538; D11/166, 181,
182, 183, 184; D20/29, 37, 41; D21/735,
789, 791; 116/173, 174, 175; 206/139;
220/4.04, 669; 248/87, 156, 511, 530; 473/131,
150, 173, 176

DESCRIPTION

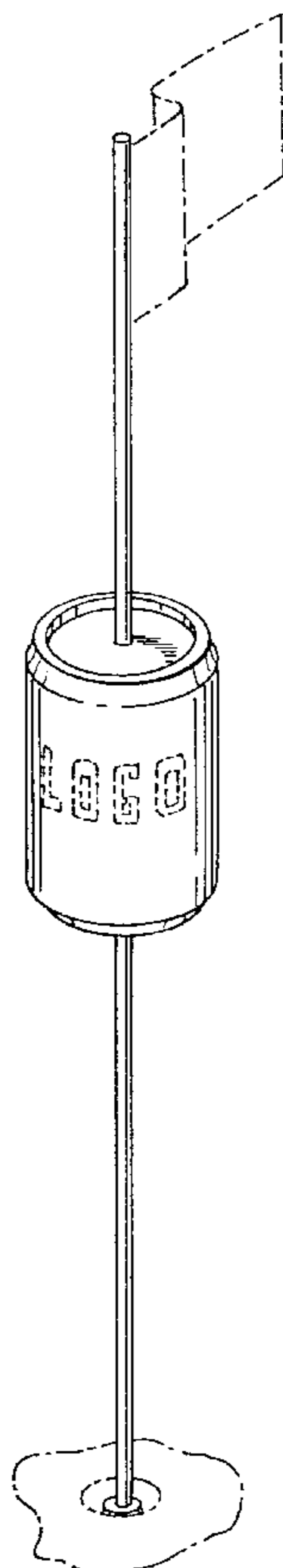
FIG. 1 is a perspective view of the novelty golf flag pole showing my new design;
FIG. 2 is a right side elevational view of the novelty golf flag pole of FIG. 1;
FIG. 3 is a left side elevational view of the novelty golf flag pole of FIG. 1;
FIG. 4 is a front elevational view of the novelty golf flag pole of FIG. 1, which is a mirror image of a rear elevational view (not shown);
FIG. 5 is a top plan view of the novelty golf flag pole of FIG. 1; and,
FIG. 6 is a bottom plan view of the novelty golf flag pole of FIG. 1.
The broken lines showing environment in the drawings are for illustrative purposes only and form no part of the claimed design.

(56) **References Cited**

U.S. PATENT DOCUMENTS

D257,245 S	*	10/1980	Neal	D11/181
D265,077 S	*	6/1982	Ornatek	D11/166
4,905,624 A	*	3/1990	Krolzick	116/173
5,346,095 A	*	9/1994	Deal	220/669
5,645,190 A	*	7/1997	Goldberg	220/674
5,695,085 A	*	12/1997	Hadener	220/269
D403,964 S	*	1/1999	Jansen	D9/518
5,868,272 A	*	2/1999	Deal	220/669
D417,703 S	*	12/1999	Saito	D20/37

1 Claim, 1 Drawing Sheet



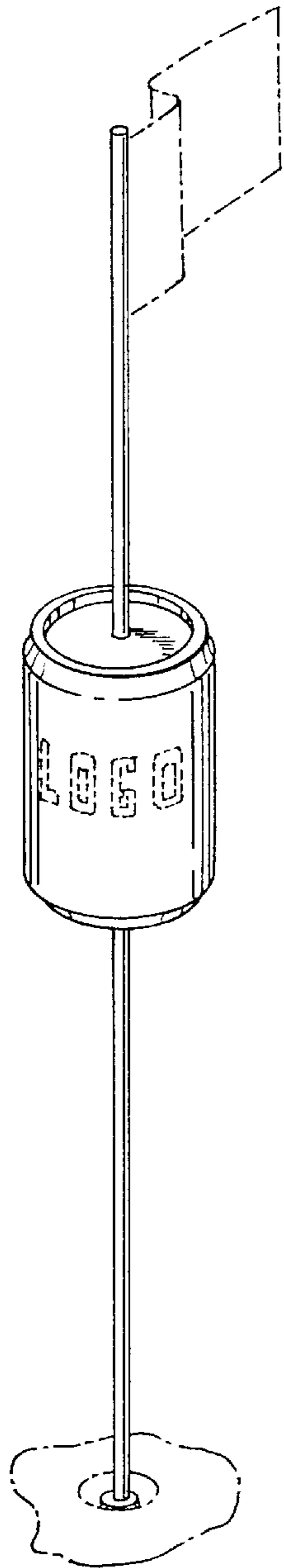


FIG. 1

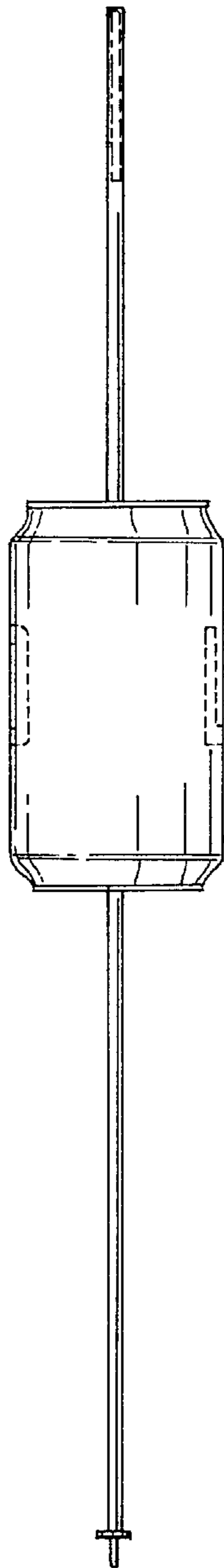


FIG. 2

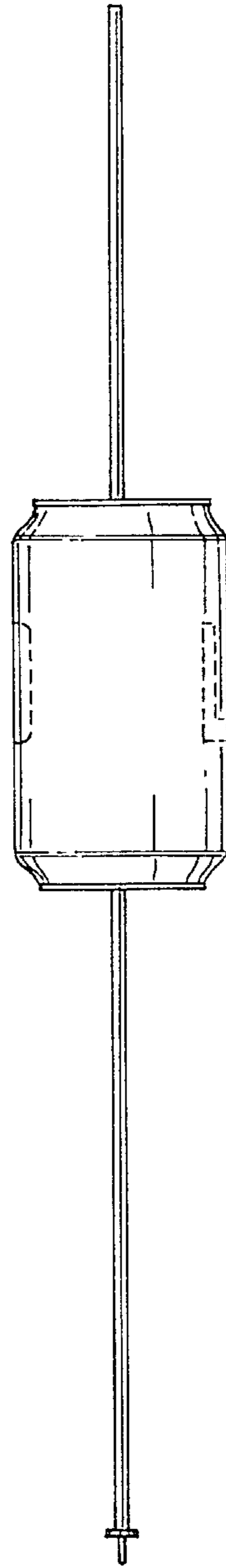


FIG. 3

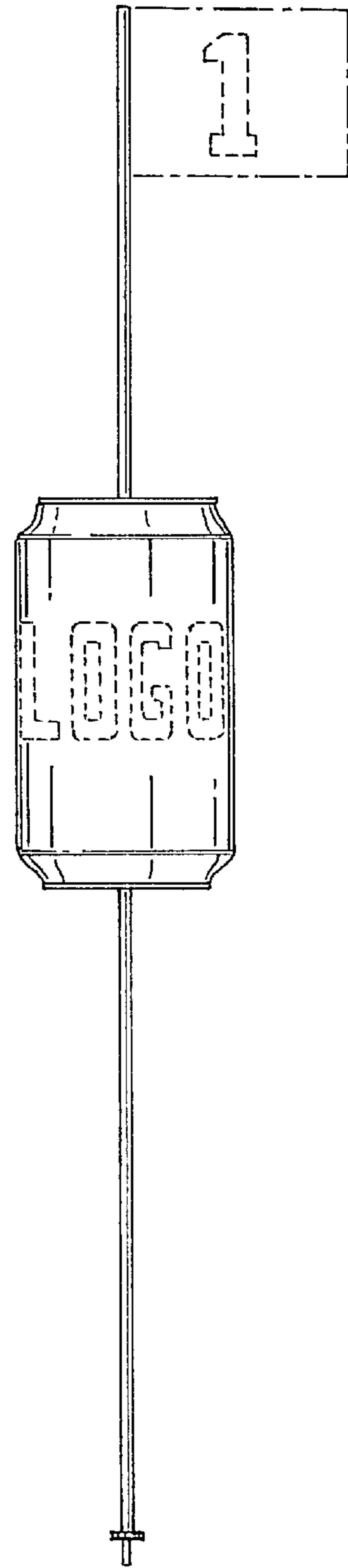


FIG. 4

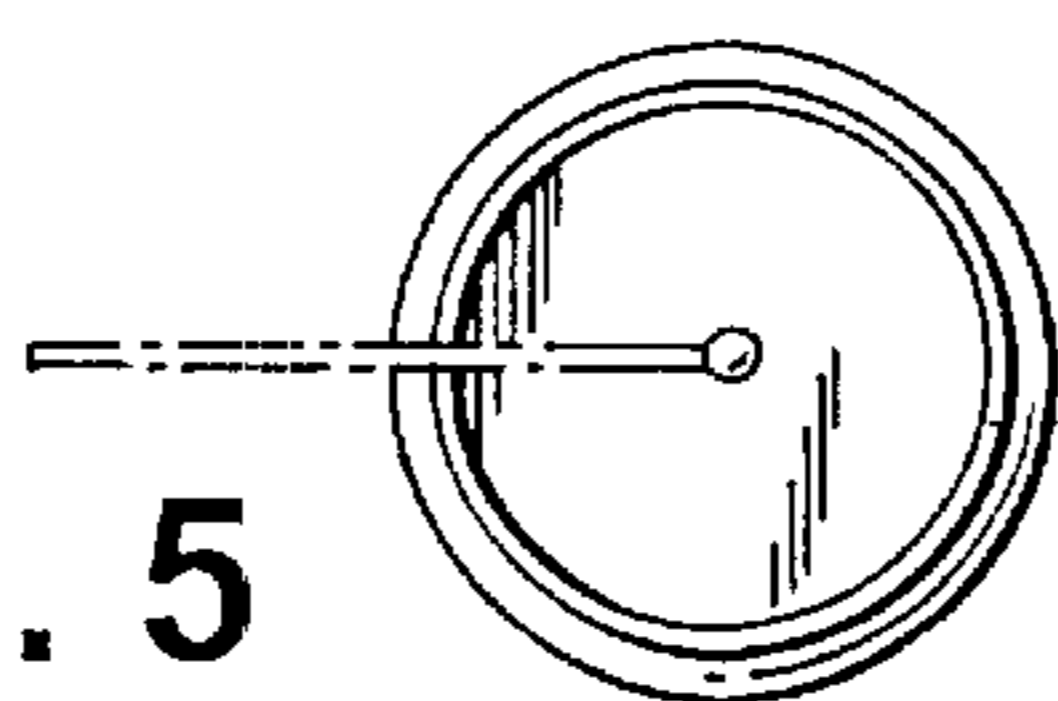


FIG. 5

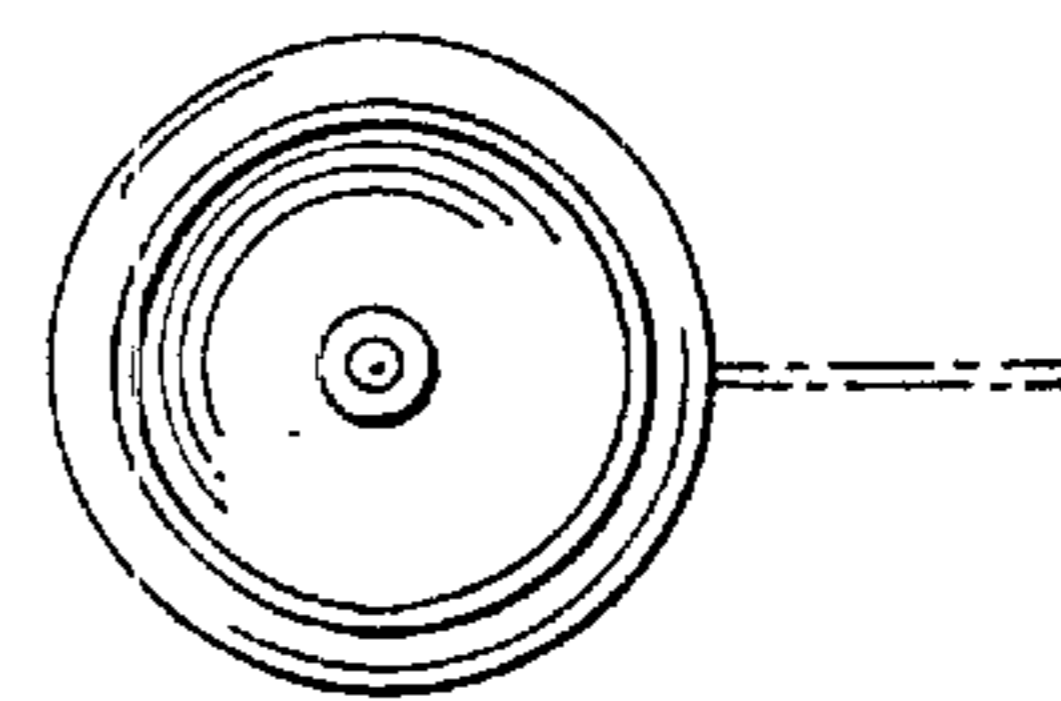


FIG. 6