



US00D465172S

(12) **United States Design Patent**
Gruosi

(10) **Patent No.:** **US D465,172 S**

(45) **Date of Patent:** **** Nov. 5, 2002**

(54) **BRACELET**

(75) **Inventor:** **Fawaz Gruosi, Prangins (CH)**

(73) **Assignee:** **DeGrisogono, S.A., Geneva (CH)**

(**) **Term:** **14 Years**

(21) **Appl. No.:** **29/148,520**

(22) **Filed:** **Sep. 21, 2001**

(30) **Foreign Application Priority Data**

Mar. 21, 2001 (CH) DM /056 876

(51) **LOC (7) Cl.** **11-01**

(52) **U.S. Cl.** **D11/4**

(58) **Field of Search** D11/1-25, 93,
D11/94; 59/78-84; 62/1.1-5.2; D10/32;
224/175

(56) **References Cited**

U.S. PATENT DOCUMENTS

D40,581 S * 3/1910 Finberg D11/4

D164,808 S * 10/1951 Philippe D11/5
D312,427 S * 11/1990 Yau et al. D11/5
5,575,161 A * 11/1996 Hinchey 63/33

* cited by examiner

Primary Examiner—Ralf Seifert

(57) **CLAIM**

I claim the ornamental design for the bracelet, as shown and described.

DESCRIPTION

FIG. 1 is a top view of the new ornamental bracelet of the present invention.

FIG. 2 is a bottom view thereof.

FIG. 3 is a front perspective view thereof.

FIG. 4 is a rear perspective view thereof.

FIG. 5 is a left side view thereof.

FIG. 6 is a right side view thereof; and,

FIG. 7 is a top perspective view thereof.

1 Claim, 2 Drawing Sheets




FIG. 1




FIG. 2

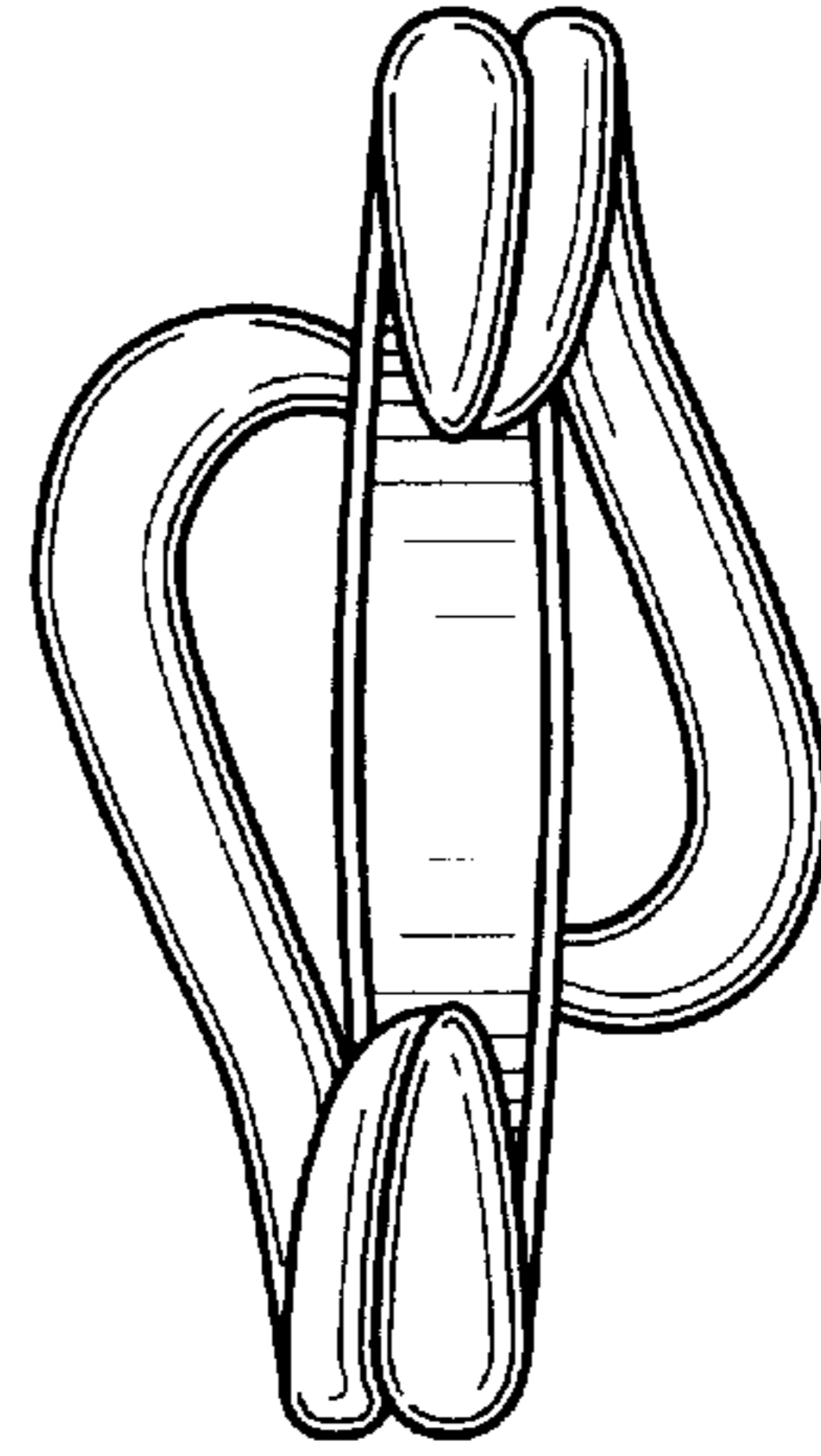


FIG. 3




FIG. 4




FIG. 5

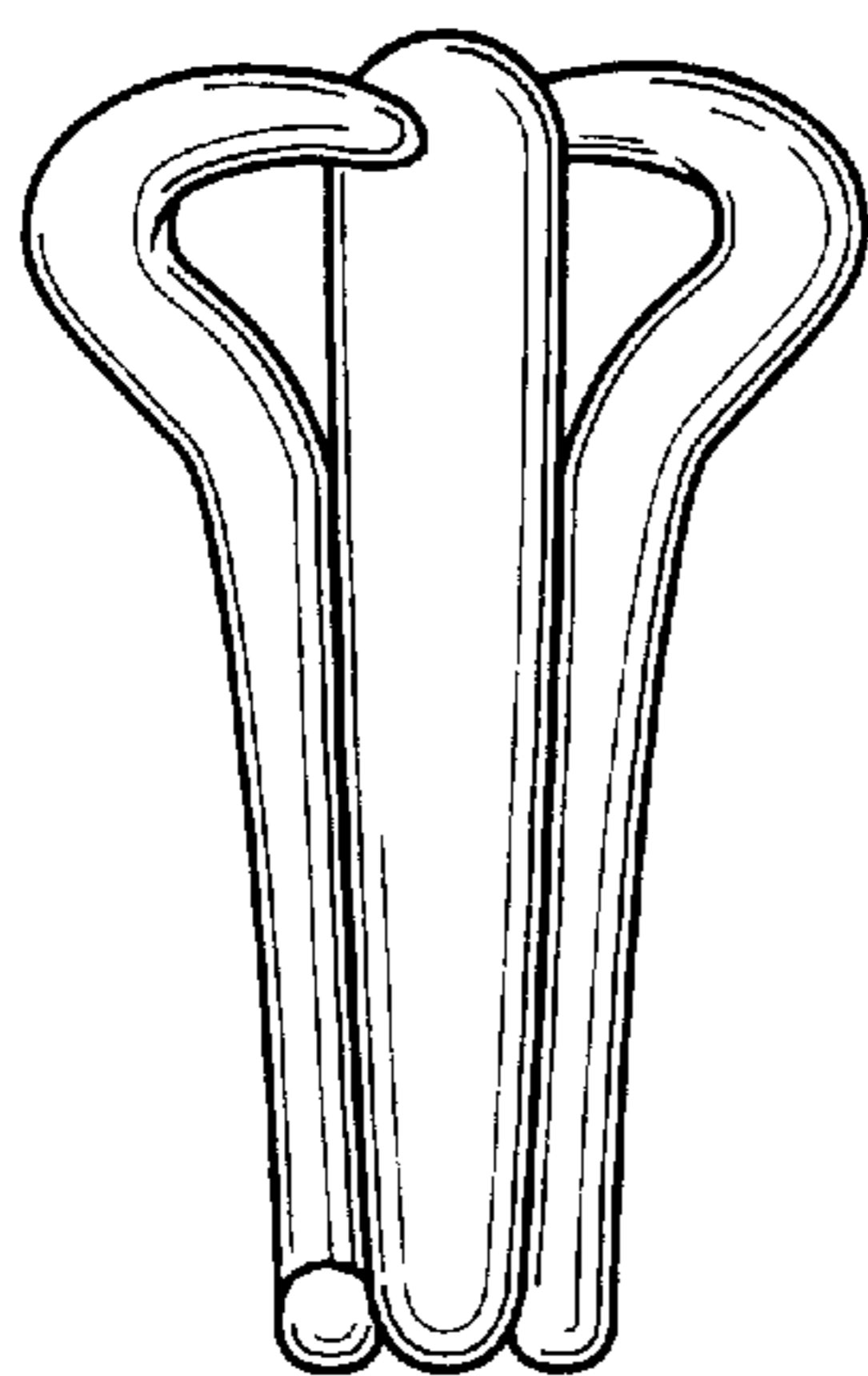


FIG. 6

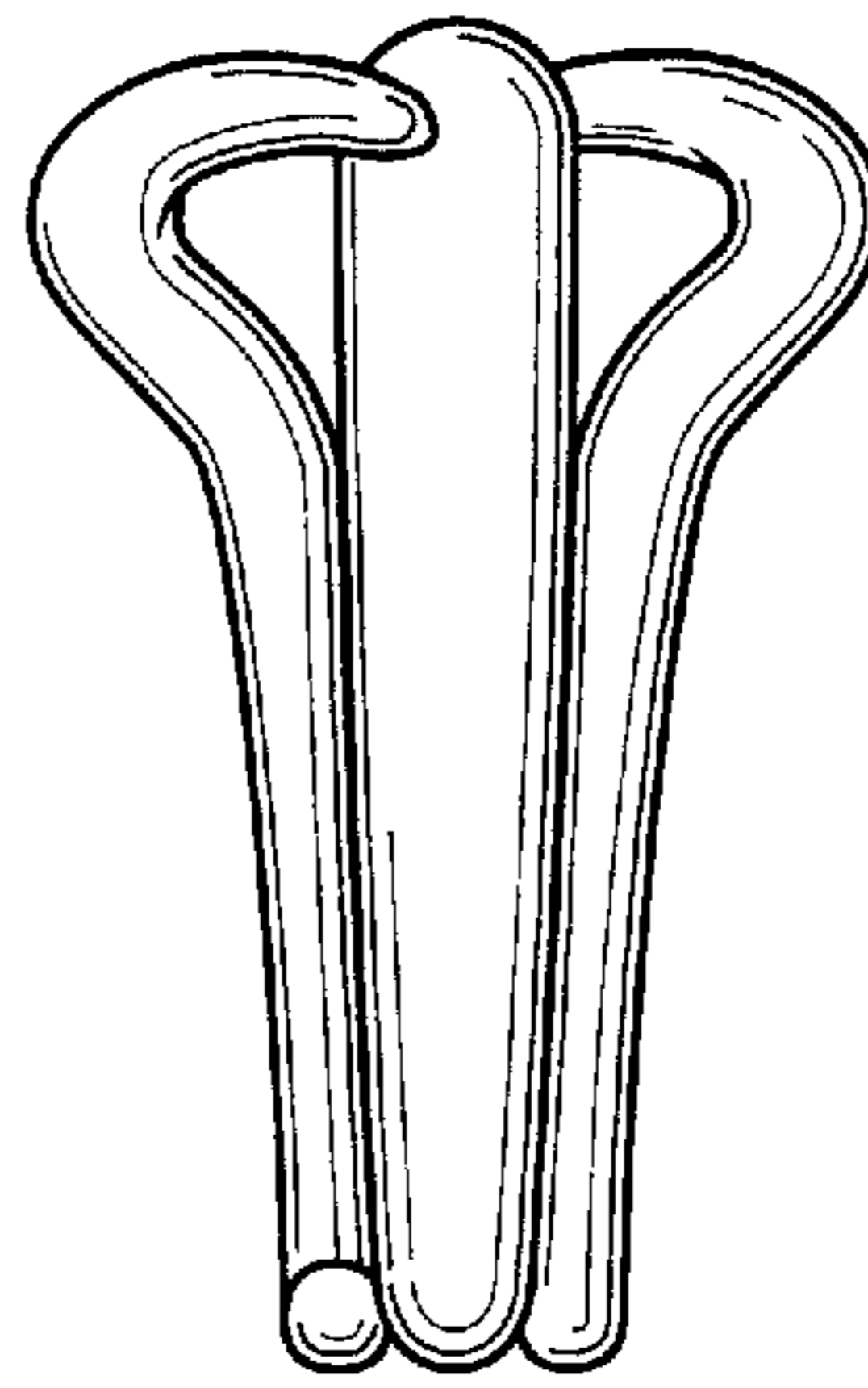


FIG. 7

